MeteoLux

Administration de la navigation aérienne

Aeronautical Climatological Summary

Luxembourg Findel ELLX

2016 to 2025

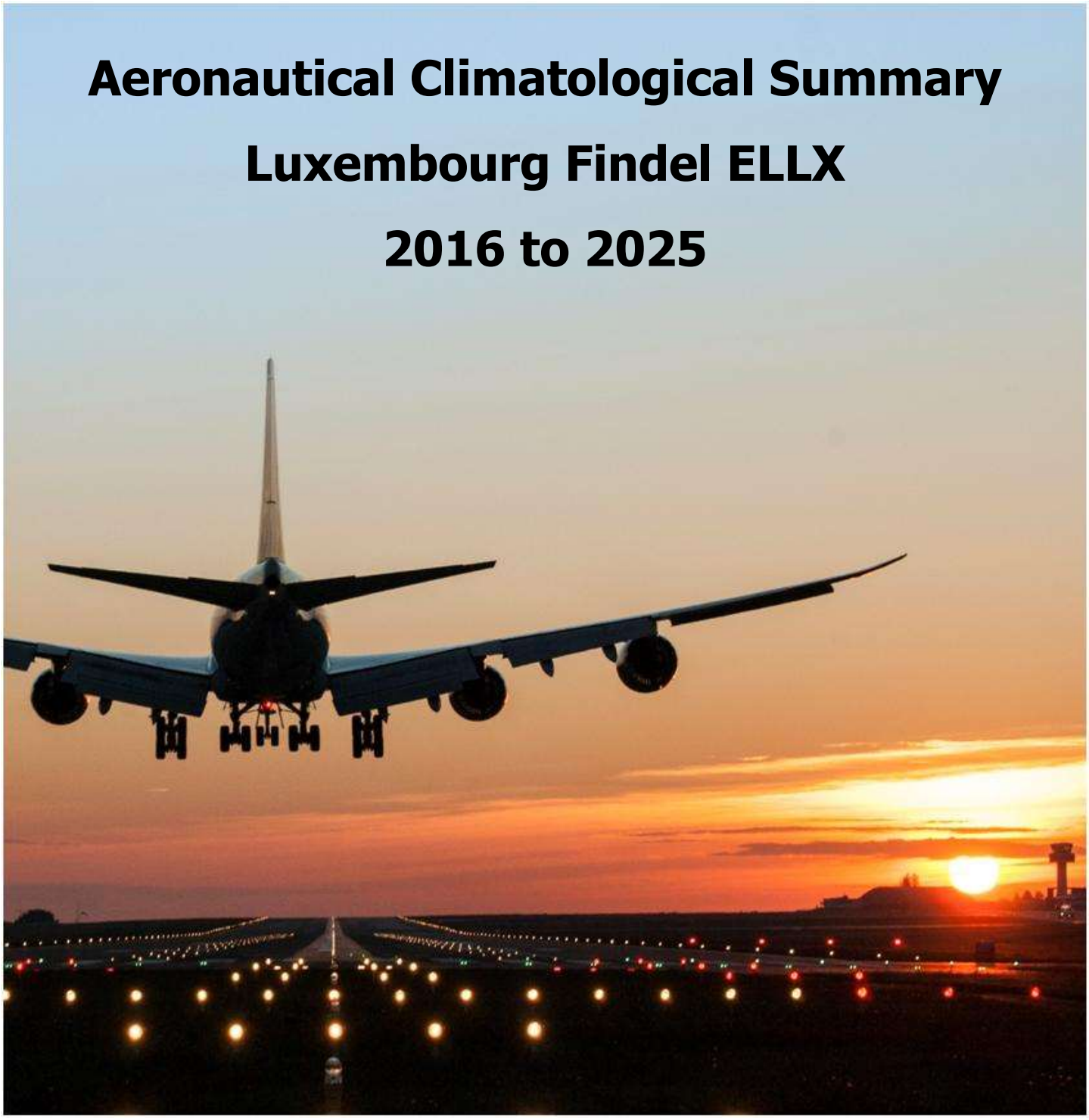

Email: climatologie@airport.etat.lu
Tél: +352 4798-27003

© Copyright MeteoLux. All rights reserved.

Administration de la navigation aérienne
4, route de Trèves
L-2632 Luxembourg

Table of contents

1 Surface wind 3

1.1 Wind roses 3
1.1.1 Wind rose during ten-year period 3
1.1.2 Seasonal wind roses 4
1.1.3 Monthly wind roses 6

1.2 Wind speed and direction 12
1.2.1 Frequencies of wind speed and direction per ten-year period 12
1.2.2 Frequencies of wind speed and direction per season 13
1.2.3 Frequencies of wind speed and direction per month 14
1.2.4 Frequencies of wind speed and direction per hour 17

1.3 Head/tailwind and crosswind RWY 24 (06) 23
1.3.1 Head/tailwind and crosswind RWY 24 (06) per ten-year period 23
1.3.2 Head/tailwind and crosswind RWY 24 (06) per season 23
1.3.3 Head/tailwind and crosswind RWY 24 (06) per month 24

1.4 Wind gusts 26
1.4.1 Wind gusts per ten-year period 26
1.4.2 Wind gusts per season 27
1.4.3 Wind gusts per month 31

2 Visibility and ceiling 43

2.1 Visibility 43
2.1.1 Hourly visibility per ten-year period 43
2.1.2 Monthly visibility per ten-year period 43
2.1.3 Hourly visibility per season 44
2.1.4 Hourly visibility per month 46

2.2 Runway visual range (RVR) 52
2.2.1 Hourly RVR per ten-year period 52
2.2.2 Monthly RVR per ten-year period 52
2.2.3 Hourly RVR per season 53
2.2.4 Hourly RVR per month 55

2.3 Ceiling 61
2.3.1 Hourly ceiling per ten-year period 61
2.3.2 Monthly ceiling per ten-year period 61
2.3.3 Hourly ceiling per season 62
2.3.4 Hourly ceiling per month 64

2.4 Runway Visual Range (RVR) and ceiling 70
2.4.1 Hourly RVR and ceiling per ten-year period 70
2.4.2 Monthly RVR and ceiling per ten-year period 70
2.4.3 Hourly RVR and ceiling per season 71
2.4.4 Hourly RVR and ceiling per month 73

2.5 Visibility and ceiling 79
2.5.1 Hourly frequencies of visibility and ceiling per ten-year period 79
2.5.2 Monthly frequencies of visibility and ceiling per ten-year period 79
2.5.3 Hourly frequencies of visibility and ceiling per season 80
2.5.4 Hourly frequencies of visibility and ceiling per month 82

2.6 Runway Visual Range (RVR) or ceiling 88
2.6.1 Hourly RVR or ceiling per ten-year period 88
2.6.2 Monthly RVR or ceiling per ten-year period 88
2.6.3 Hourly RVR or ceiling per season 89
2.6.4 Hourly RVR or ceiling per month 91

Email: climatologie@airport.etat.lu
Tél: +352 4798-27003

© Copyright MeteoLux. All rights reserved.

Administration de la navigation aérienne
4, route de Trèves
L-2632 Luxembourg

2.7 Visibility or ceiling 97
2.7.1 Hourly frequencies of visibility or ceiling per ten-year period 97
2.7.2 Monthly frequencies of visibility or ceiling per ten-year period 97
2.7.3 Hourly frequencies of visibility or ceiling per season 98
2.7.4 Hourly frequencies of visibility or ceiling per month 100

3 Air temperature 106

3.1 Frequencies of mean air temperature 106
3.1.1 Hourly frequencies of mean air temperature per ten-year period 106
3.1.2 Monthly frequencies of mean air temperature per ten-year period 107
3.1.3 Hourly frequencies of mean air temperature per month 107
3.2 Maximum air temperature 113
3.2.1 Maximum air temperature per month 113
3.2.2 Maximum air temperature per ten-year period 113
3.3 Minimum air temperature 113
3.3.1 Minimum air temperature per month 113
3.3.2 Minimum air temperature per ten-year period 113
3.4 Mean air temperature 114
3.4.1 Mean maximum air temperature per ten-year period 114
3.4.2 Mean minimum air temperature per ten-year period 114

4 Atmospheric pressure at nautical height (QNH) 115

4.1 Mean Pressure (QNH) 115
4.2 Minimum Pressure (QNH) 115
4.2.1 Minimum QNH per month 115
4.2.2 Minimum QNH per ten-year period 115
4.3 Maximum Pressure (QNH) 116
4.3.1 Maximum QNH per month 116
4.3.2 Maximum QNH per ten-year period 116

5 Weather phenomena 117

5.1 Freezing precipitation 117
5.2 Snowfall 117
5.3 Hail 117
5.4 Snow pellets 117
5.5 Thunderstorm 118
5.6 Fog 118
5.7 Shallow and vicinity fog 118
5.8 Freezing fog 118
5.9 Rain 119
5.10 Drizzle 119

Email: climatologie@airport.etat.lu
Tél: +352 4798-27003

© Copyright MeteoLux. All rights reserved.

Administration de la navigation aérienne
4, route de Trèves
L-2632 Luxembourg

Introduction

ICAO recommends that meteorological observations for aerodromes should be collected, processed and stored in a form suitable for the preparation of aerodrome climatological information. A description of the content is listed in ICAO Annex 3, Appendix 7 "Technical specifications related to aeronautical climatological information". The climatological summaries are based on the models given in the Technical Regulations of WMO No. 49, Volume II.

The aeronautical climatological summary can be used by all stakeholders of the airport Luxembourg/Findel (ELLX) such as operators and administrations as well as other aeronautical users (e.g. civil aviation airlines, private pilots). The summary of aeronautical information can assist the aviation clients in strategic and operational planning. The report is not intended for any other commercial purposes than aviation.

This report summarizes

- mean values and variations, including maximum and minimum values of meteorological elements

- the frequency of occurrence of specified values of one, or of a combination of two or more, elements.

- the frequency of occurrence of present weather phenomena affecting flight operations at the aerodrome.

The aeronautical climatological information is based on half-hourly METAR observations at hh:20 and hh:50 (Meteorological Aerodrome Routine Reports) made over a period of ten consecutive years between 2004 and 2013. The period will be updated or extended by the addition of more recent data as soon as practicable. The reference time is UTC. Due to the limited night-time operations at the airport the observers have a regular break between 00:20 UTC and 02:20 UTC. All reports during this time are usually AUTO METARs.

The number of missing values (N/A) in percentage is indicated in each table. Missing values could be caused by AUTO METARS for certain parameters or technical issues with the AWOS system. N/A is the percentage of METAR parameters that are not available in relation to the total number of parameters that could be theoretically available for each period selected. For all AUTO METARs manual observations of visibility, cloud information and present weather phenomena are not considered for the analysis. The frequencies in each table are calculated by using all data available (theoretical number of values minus number of missing values). For hourly statistics the frequencies are based on the periods concerned. In case of the combination ("and" operator) of two meteorological elements N/A is valid if one of the values is missing. Figures and tables are generated for the ten-year period, meteorological seasons winter (December, January, February), spring (March, April, May), summer (June, July, August), autumn (September, October, November) and individual months.

The geographical coordinates of the aerodrome reference point (ARP) are: 49°37'24''N and 006°12'16''E. The elevation of the ARP is 1234 ft (376.1 m). Until 2020 the measurement site for the meteorological instruments was located at 49°37'33.9''N and 6°12'12.5''E. From 01.01.2021 the measurement site was moved to another location at 49°37'57.547''N and 6°13'58.543''E. The elevation of the new measurement site is 367.93 m. The elevation of 376.12 m still refers to the elevation to which the "station atmospheric pressure" (QFE) is reported. The sensors to measure the Runway Visual Range (RVR) are located at three positions along the runway. Cloud-base height, visibility and present weather phenomena are manually derived by the observer.

Fields with a light grey shading represent data where the value is greater than 0.

In case of queries or clarification, please revert to the Climate Data Division (climatologie@airport.etat.lu). The tables in the report have been compiled by Eric Michels. Front cover photography courtesy of Luc Willems.

Email: climatologie@airport.etat.lu
Tél: +352 4798-27003
© Copyright MeteoLux. All rights reserved.
Administration de la navigation aérienne
4, route de Trèves
L-2632 Luxembourg

1 Surface wind

The anemometers and wind vanes are installed at a standard height of approximately 10 meters above ground. The mean direction and the mean speed of the surface wind are measured in degrees rounded off to the nearest 10 degrees and knots, respectively. When the wind speed is less than 1 kt, the value is indicated as calm (00000KT). Variable winds are defined as VRB in METARs (e.g. VRB01KT...).

1.1 Wind roses

1.1.1 Wind rose during ten-year period

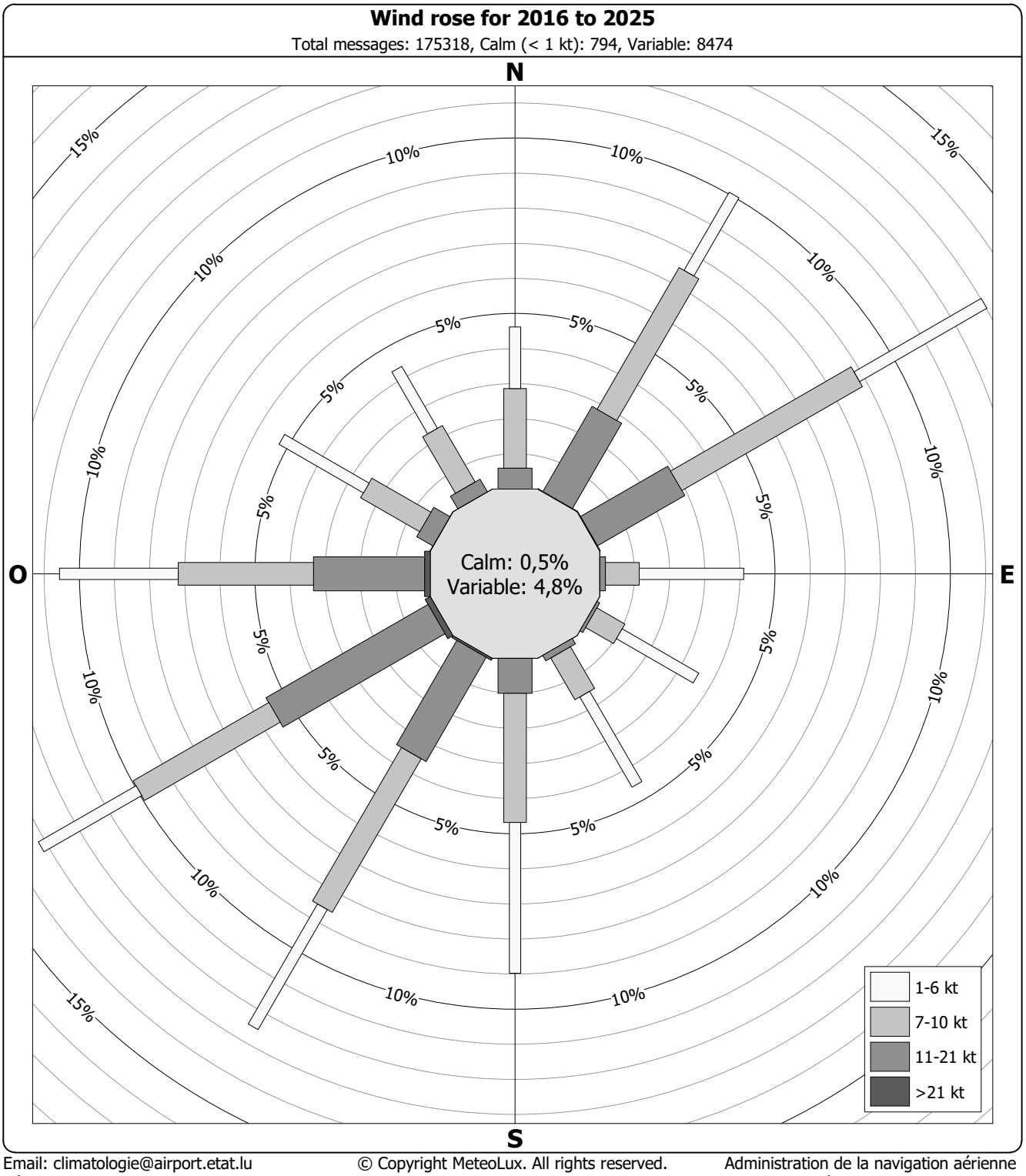

Email: climatologie@airport.etat.lu
Tél: +352 4798-27003
© Copyright MeteoLux. All rights reserved.
Administration de la navigation aérienne
4, route de Trèves
L-2632 Luxembourg

1.1.2 Seasonal wind roses

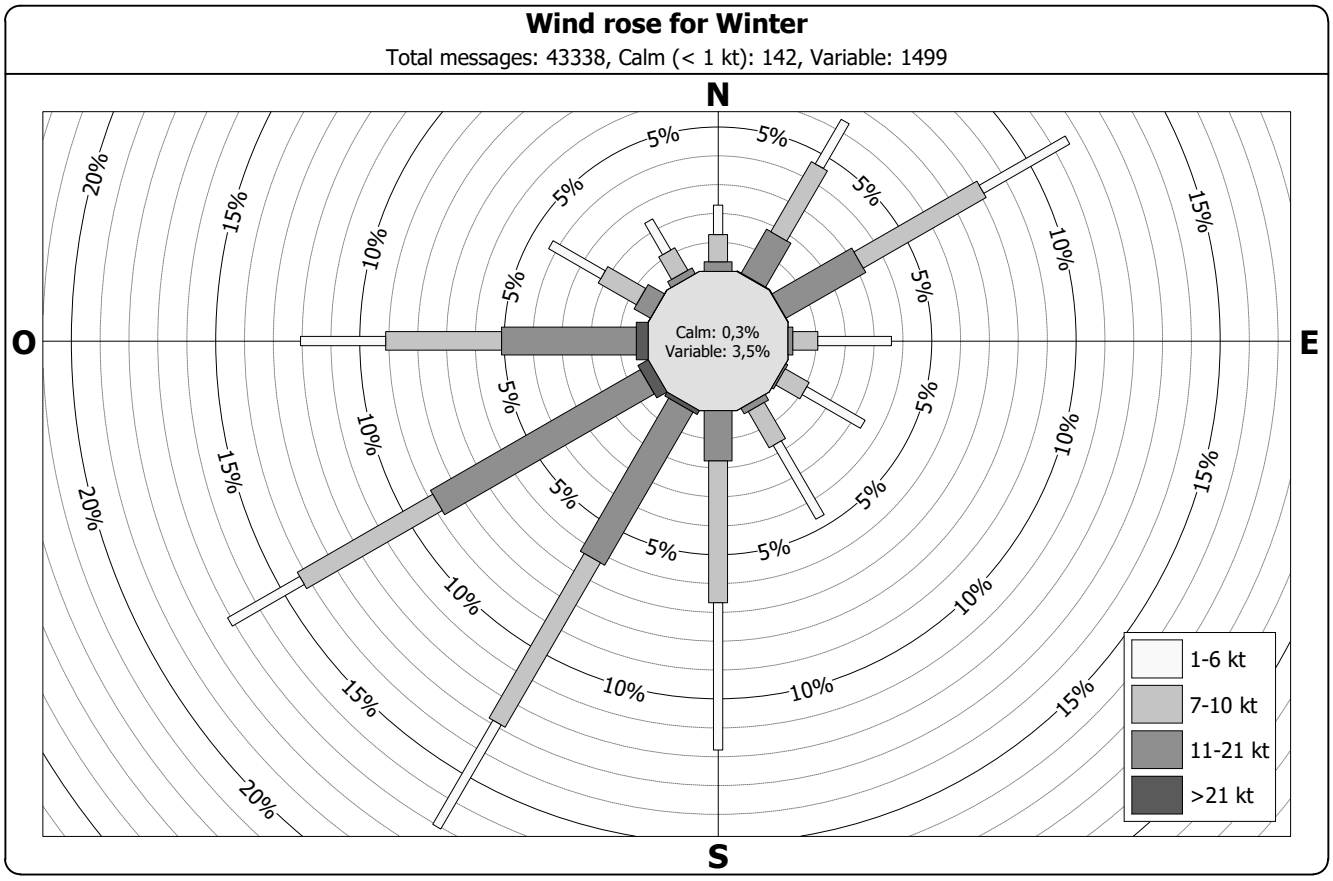

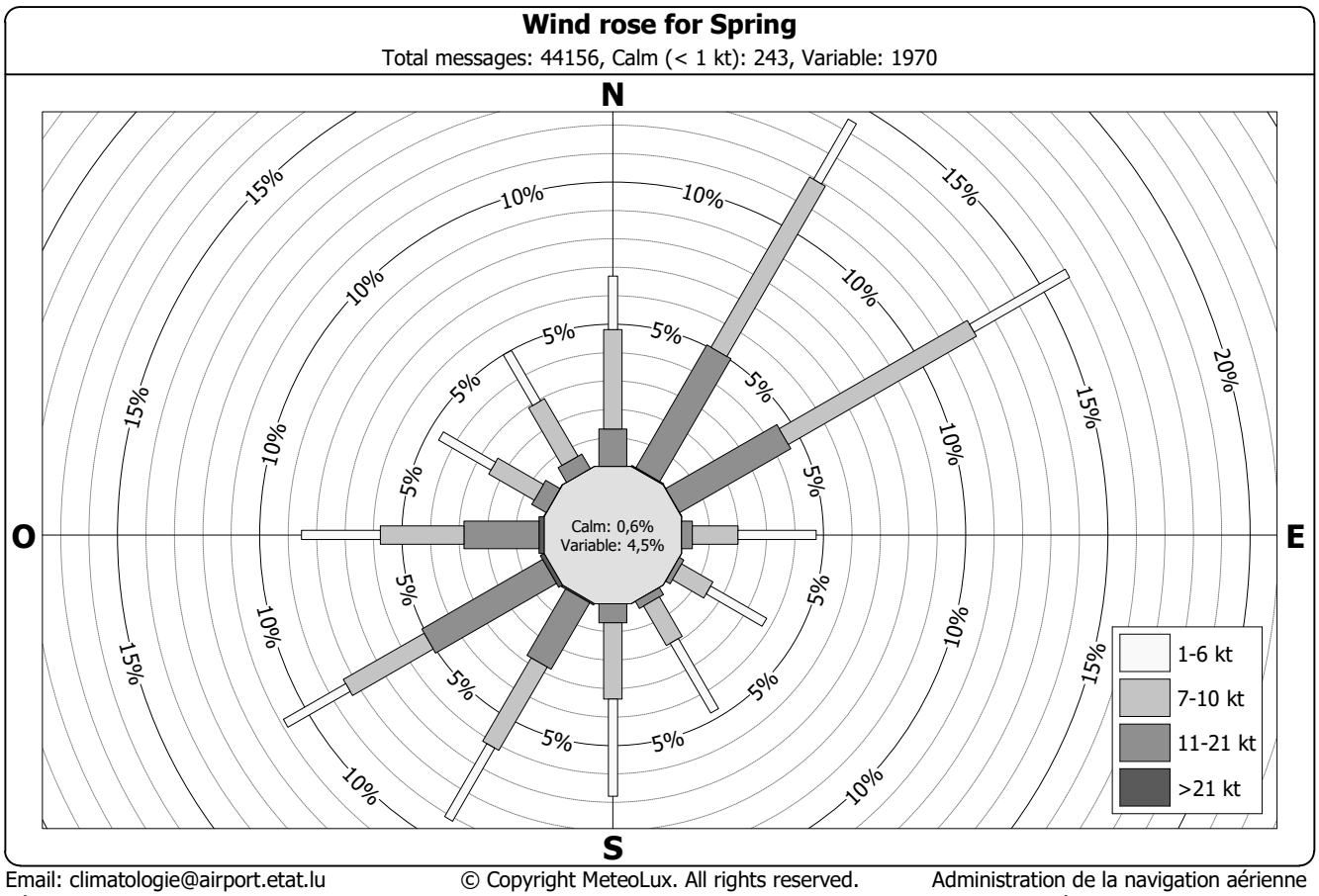

Email: climatologie@airport.etat.lu
Tél: +352 4798-27003
© Copyright MeteoLux. All rights reserved.
Administration de la navigation aérienne
4, route de Trèves
L-2632 Luxembourg

Wind rose for Summer

Total messages: 44153, Calm (< 1 kt): 277, Variable: 3070

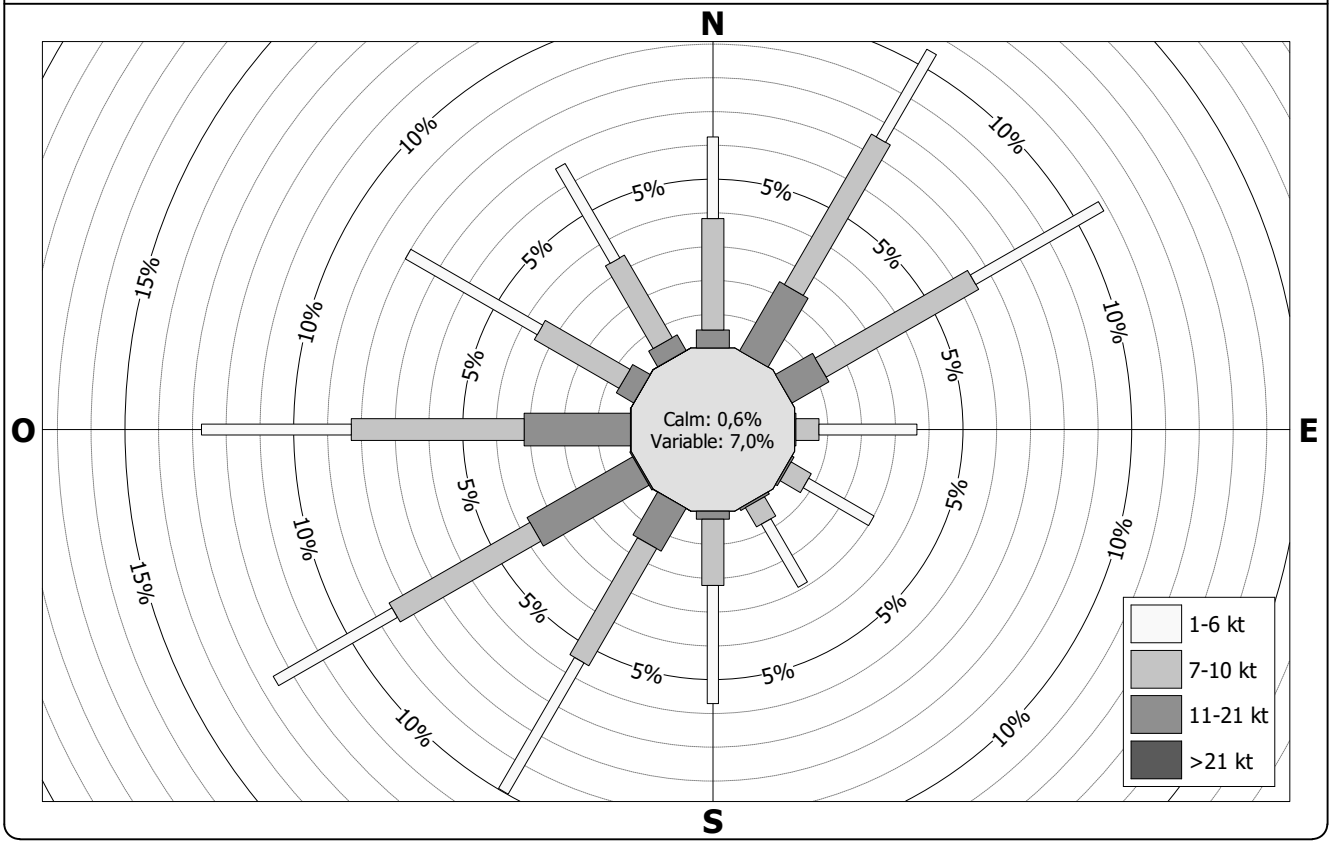

Wind rose for Autumn

Total messages: 43671, Calm (< 1 kt): 138, Variable: 1983

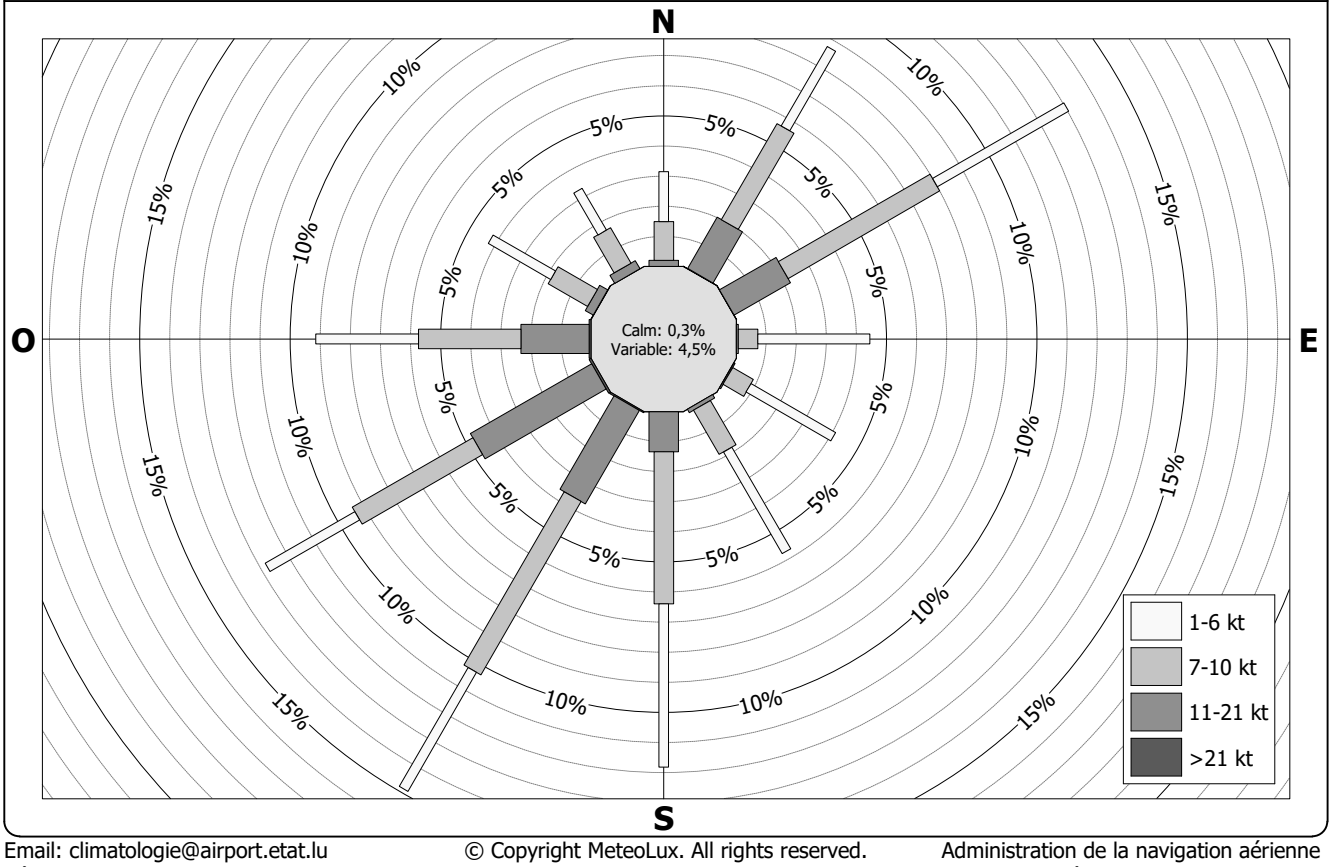

Email: climatologie@airport.etat.lu
Tél: +352 4798-27003

© Copyright MeteoLux. All rights reserved.

Administration de la navigation aérienne
4, route de Trèves
L-2632 Luxembourg

1.1.3 Monthly wind roses

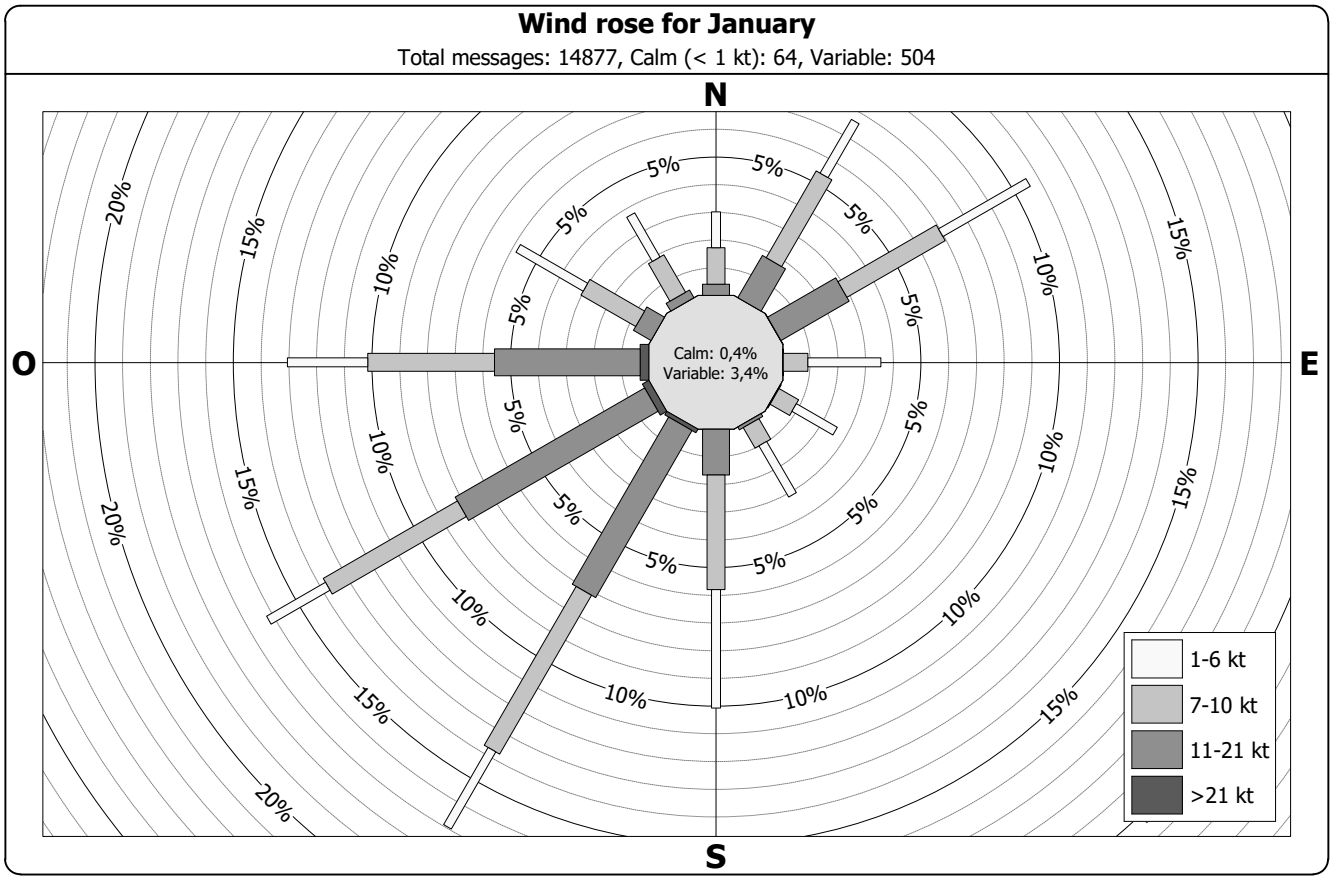

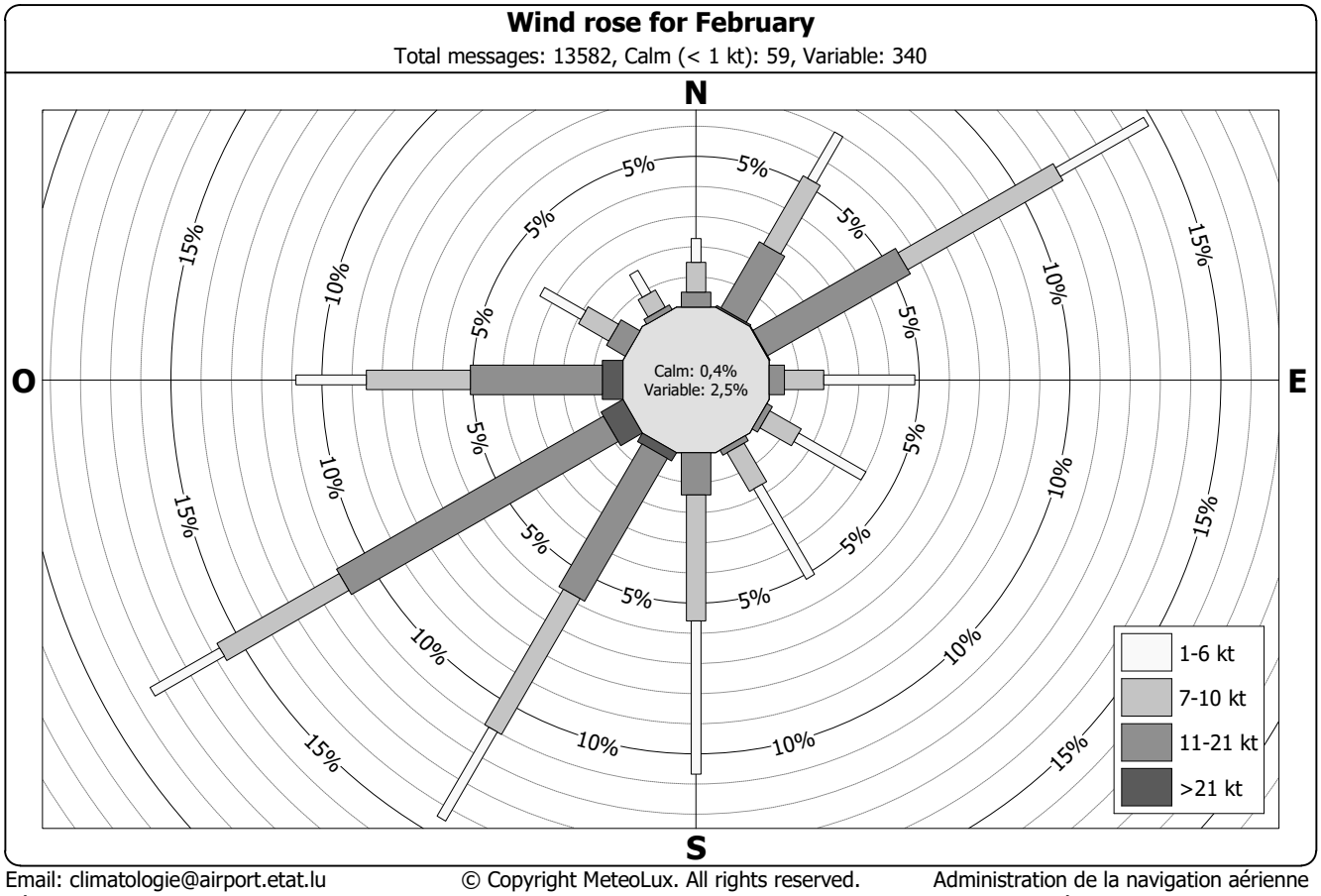

Email: climatologie@airport.etat.lu
Tél: +352 4798-27003
© Copyright MeteoLux. All rights reserved.
Administration de la navigation aérienne
4, route de Trèves
L-2632 Luxembourg

Wind rose for March

Total messages: 14879, Calm (< 1 kt): 30, Variable: 487

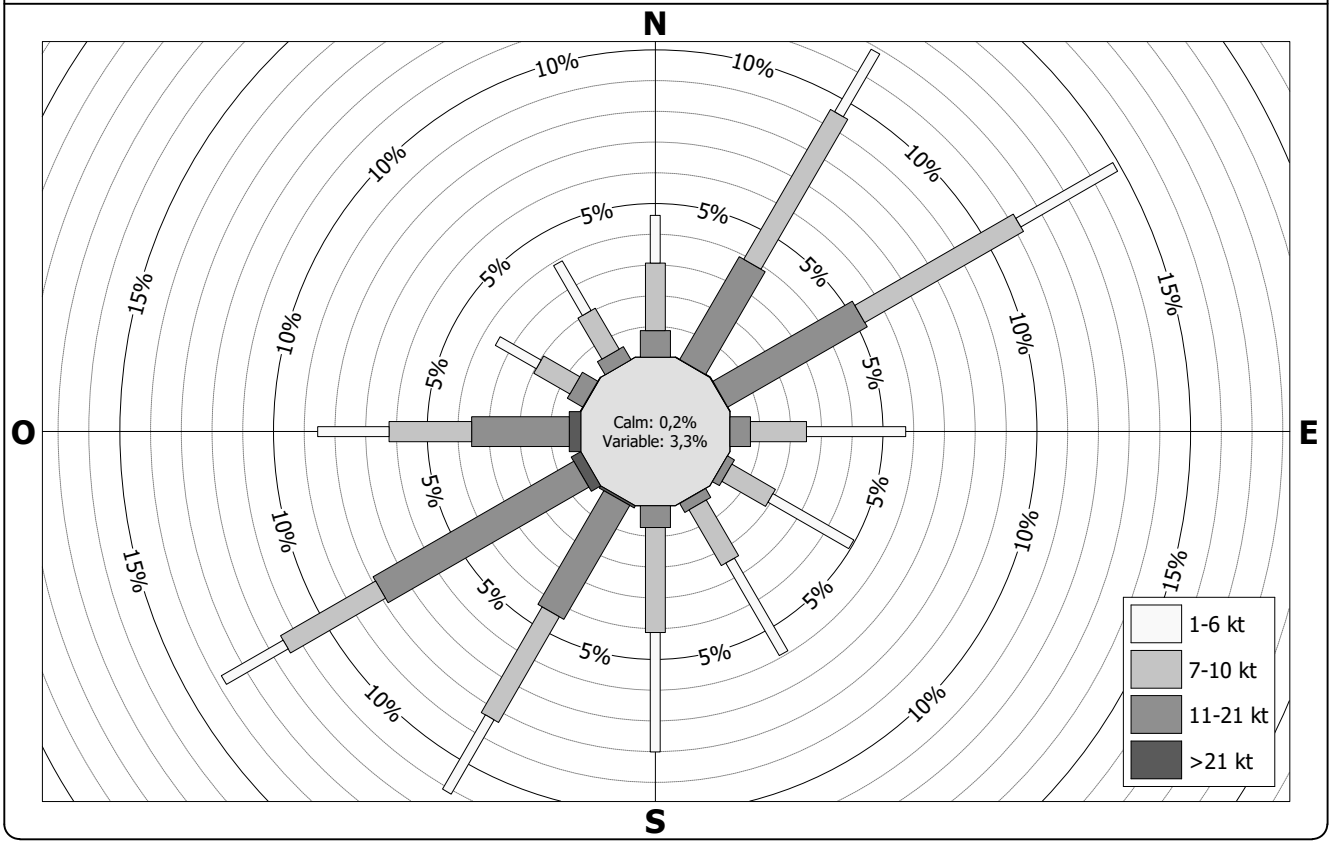

Wind rose for April

Total messages: 14398, Calm (< 1 kt): 68, Variable: 703

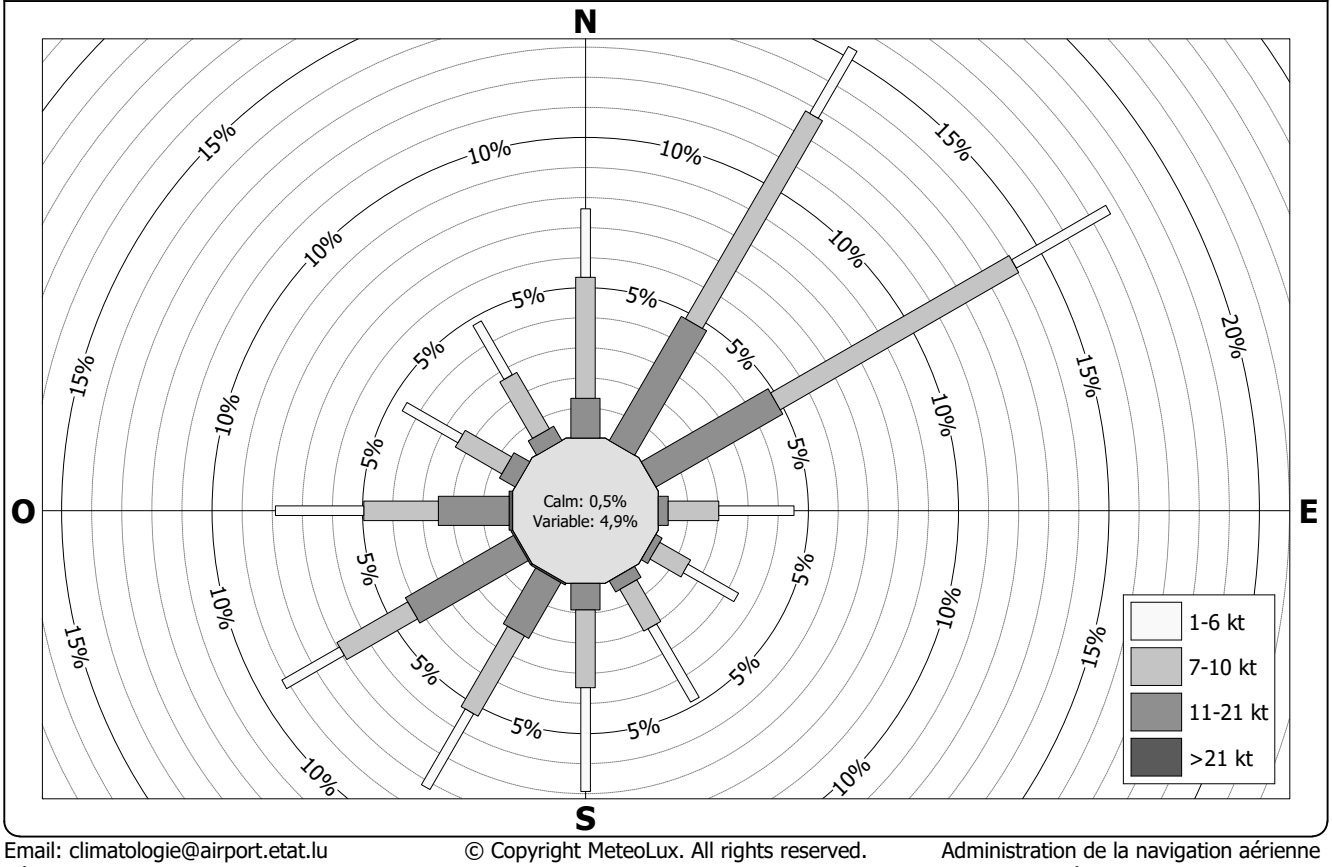

Email: climatologie@airport.etat.lu
Tél: +352 4798-27003

© Copyright MeteoLux. All rights reserved.

Administration de la navigation aérienne
4, route de Trèves
L-2632 Luxembourg

Wind rose for May

Total messages: 14879, Calm (< 1 kt): 145, Variable: 780

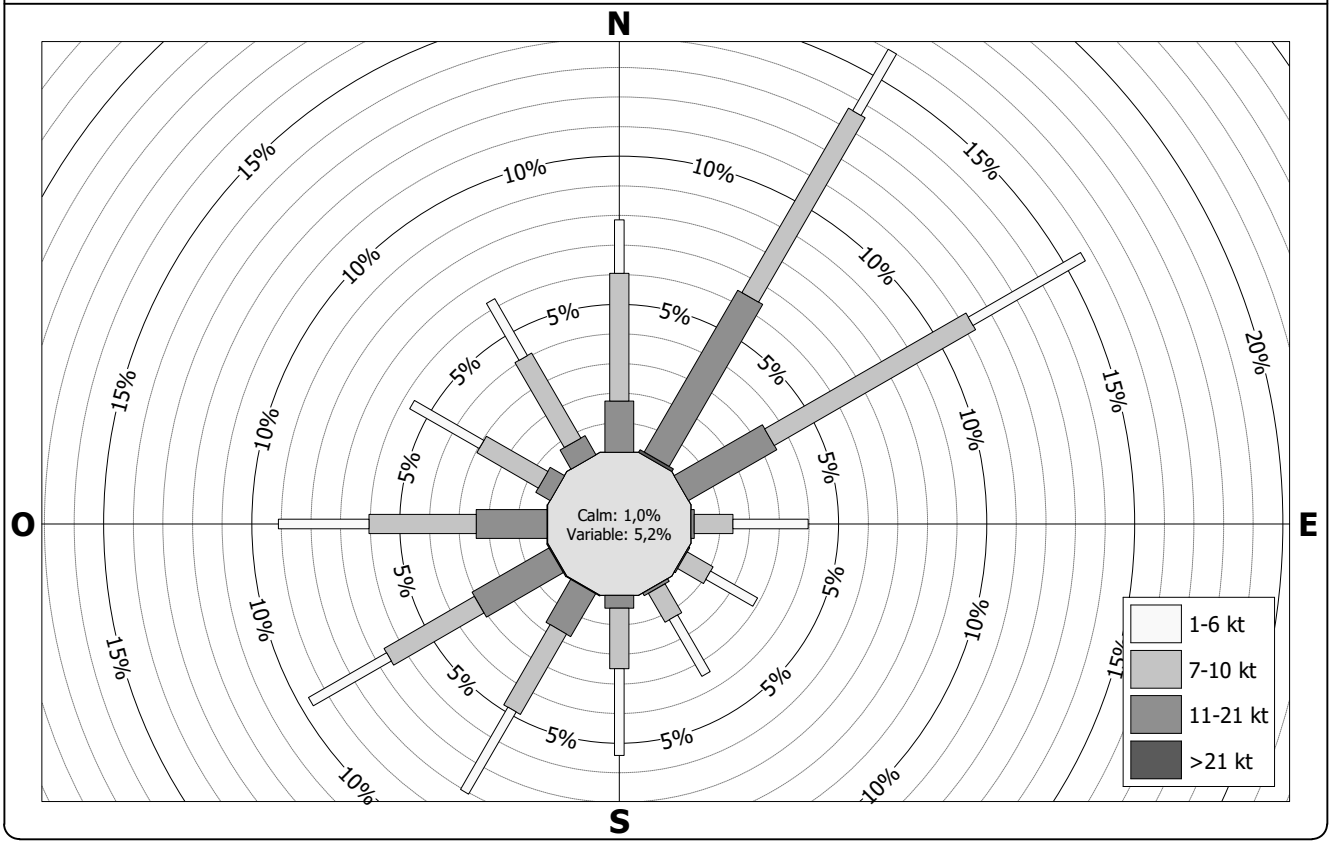

Wind rose for June

Total messages: 14397, Calm (< 1 kt): 128, Variable: 975

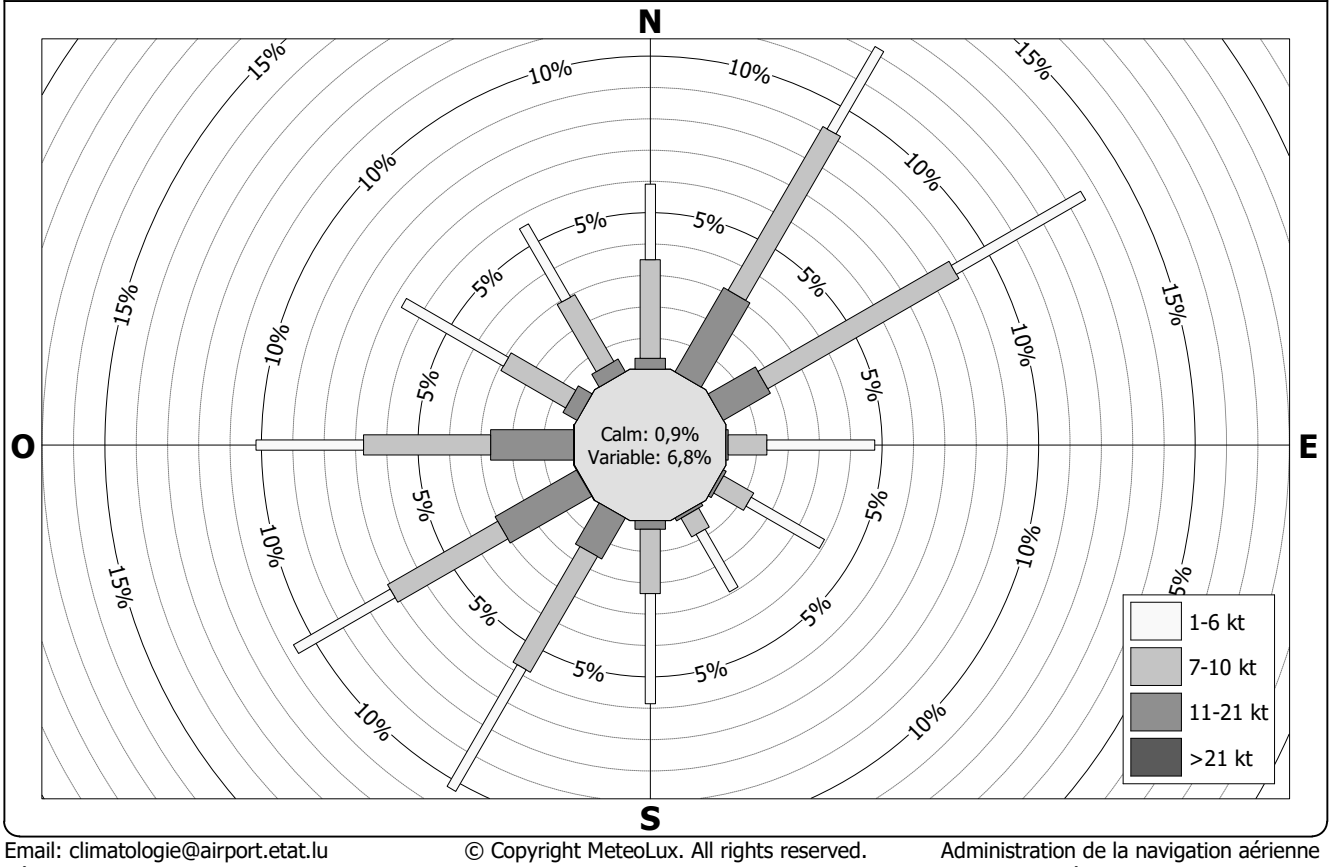

Email: climatologie@airport.etat.lu
Tél: +352 4798-27003
© Copyright MeteoLux. All rights reserved.
Administration de la navigation aérienne
4, route de Trèves
L-2632 Luxembourg

Wind rose for July

Total messages: 14879, Calm (< 1 kt): 99, Variable: 1029

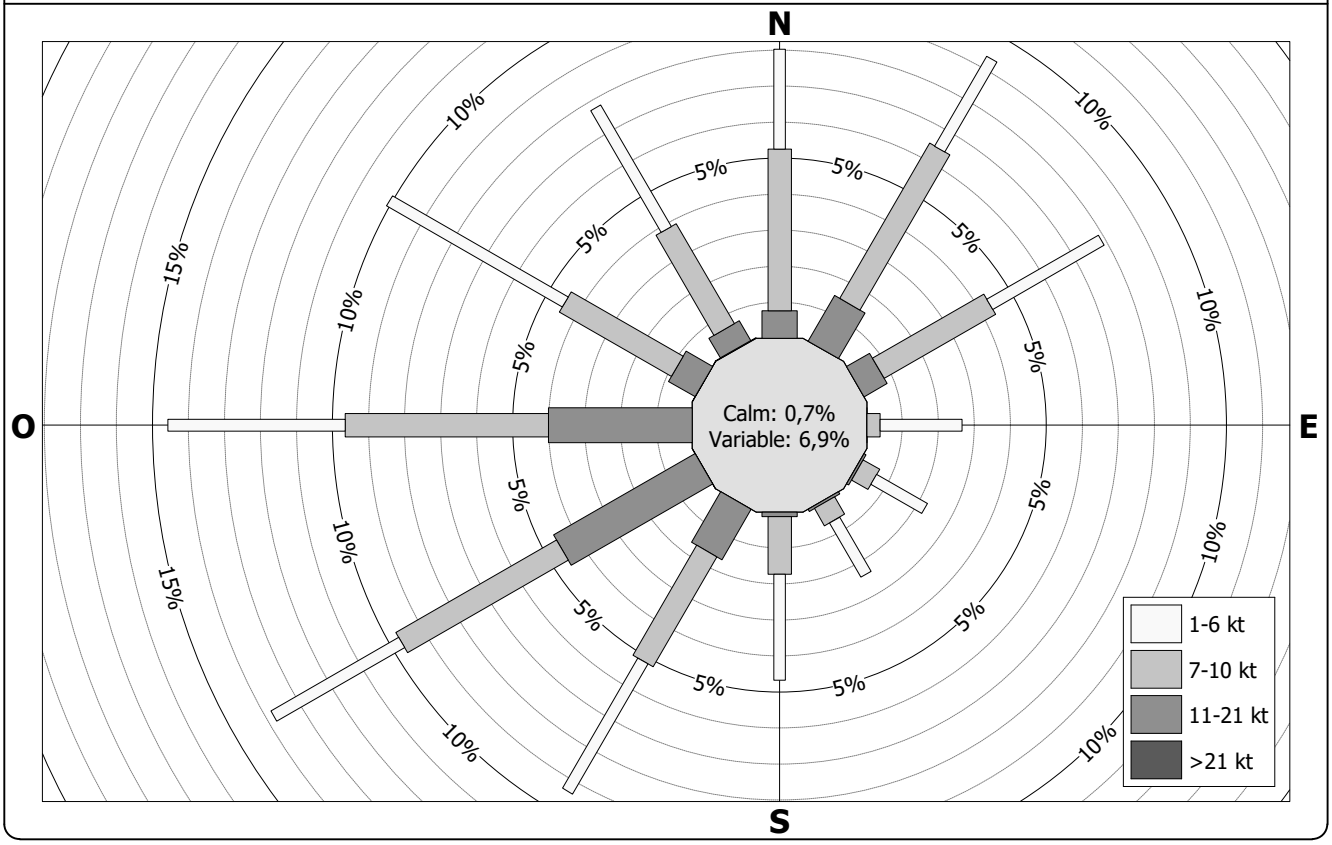

Wind rose for August

Total messages: 14877, Calm (< 1 kt): 50, Variable: 1066

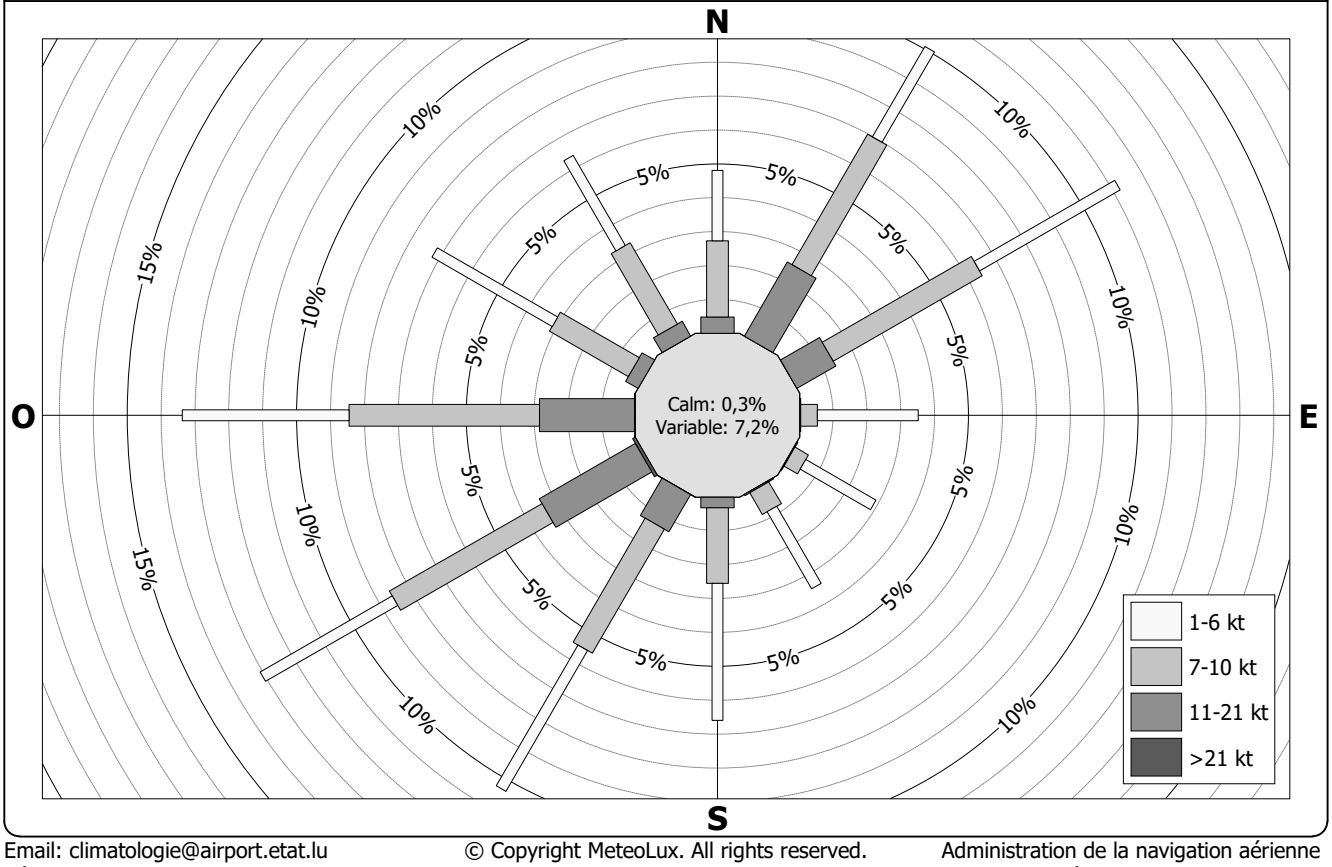

Email: climatologie@airport.etat.lu
Tél: +352 4798-27003

© Copyright MeteoLux. All rights reserved.

Administration de la navigation aérienne
4, route de Trèves
L-2632 Luxembourg

Wind rose for September

Total messages: 14396, Calm (< 1 kt): 40, Variable: 906

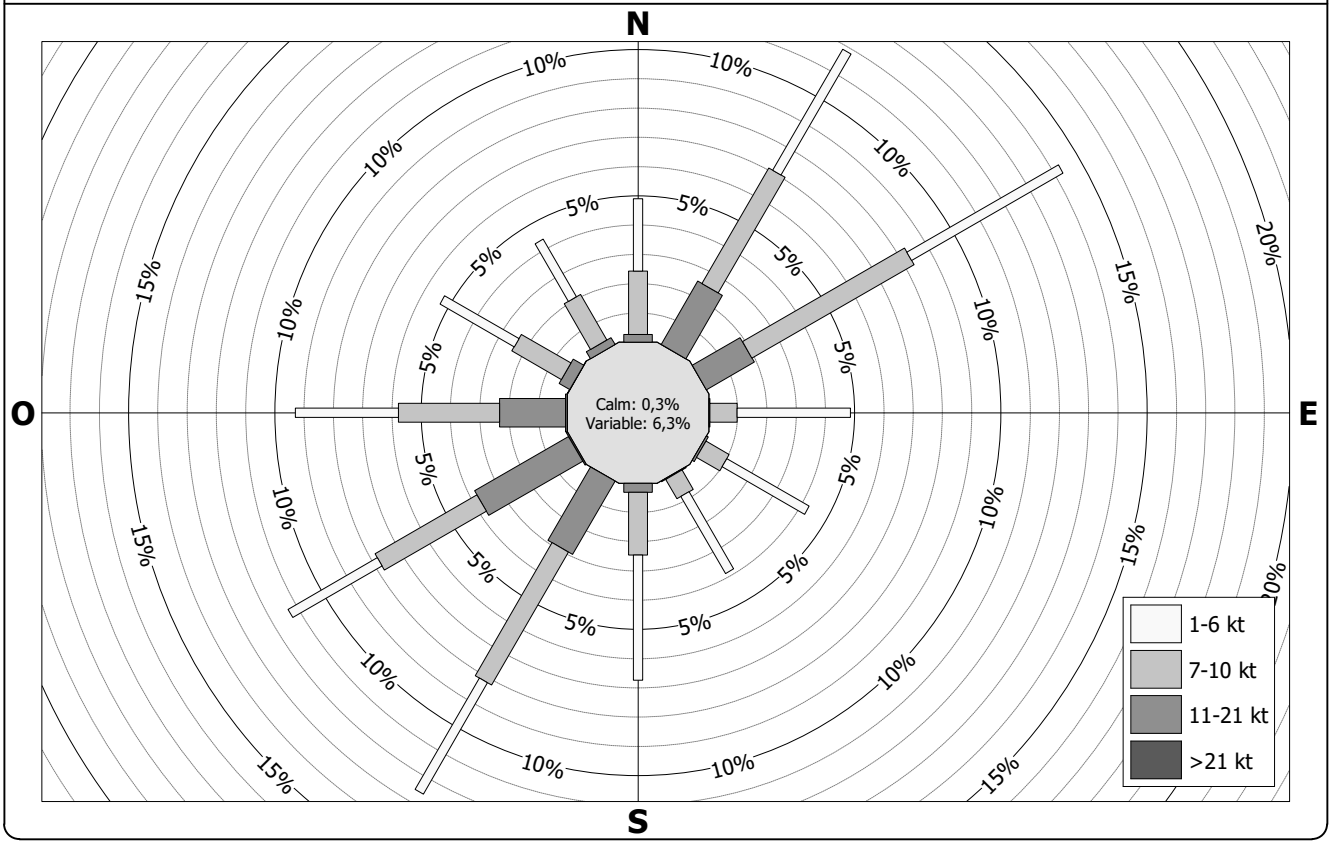

Wind rose for October

Total messages: 14876, Calm (< 1 kt): 50, Variable: 523

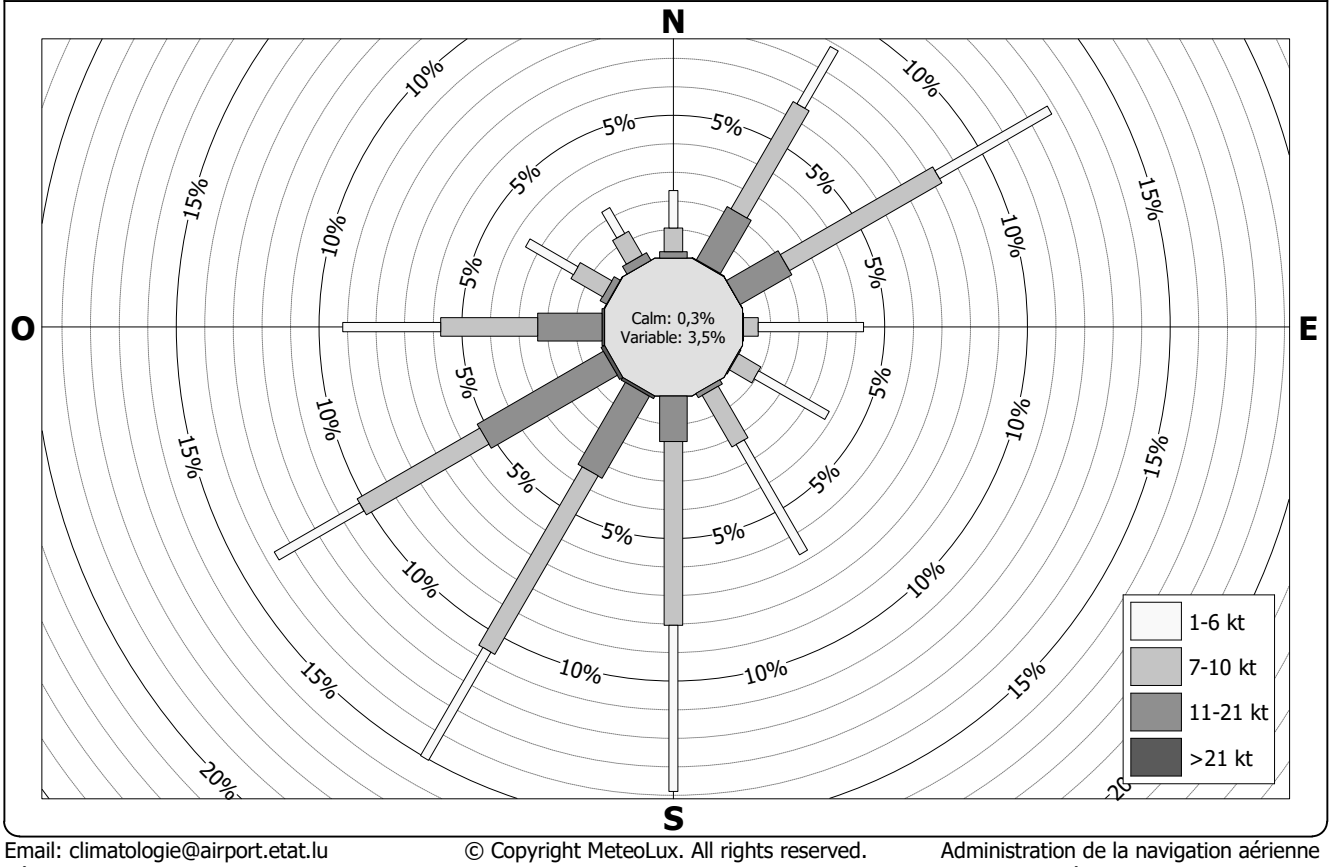

Email: climatologie@airport.etat.lu
Tél: +352 4798-27003
© Copyright MeteoLux. All rights reserved.
Administration de la navigation aérienne
4, route de Trèves
L-2632 Luxembourg

Wind rose for November

Total messages: 14399, Calm (< 1 kt): 48, Variable: 554

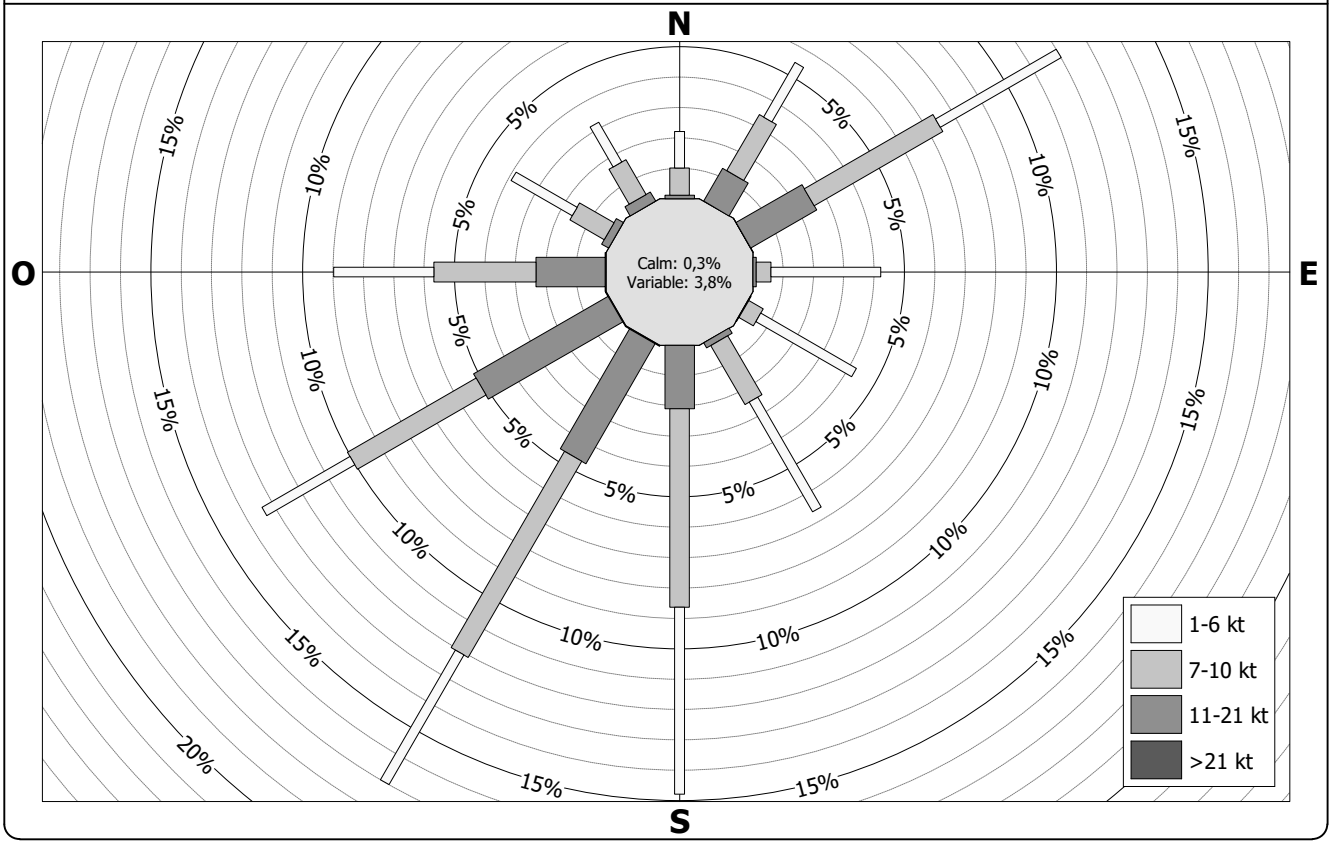

Wind rose for December

Total messages: 14879, Calm (< 1 kt): 13, Variable: 607

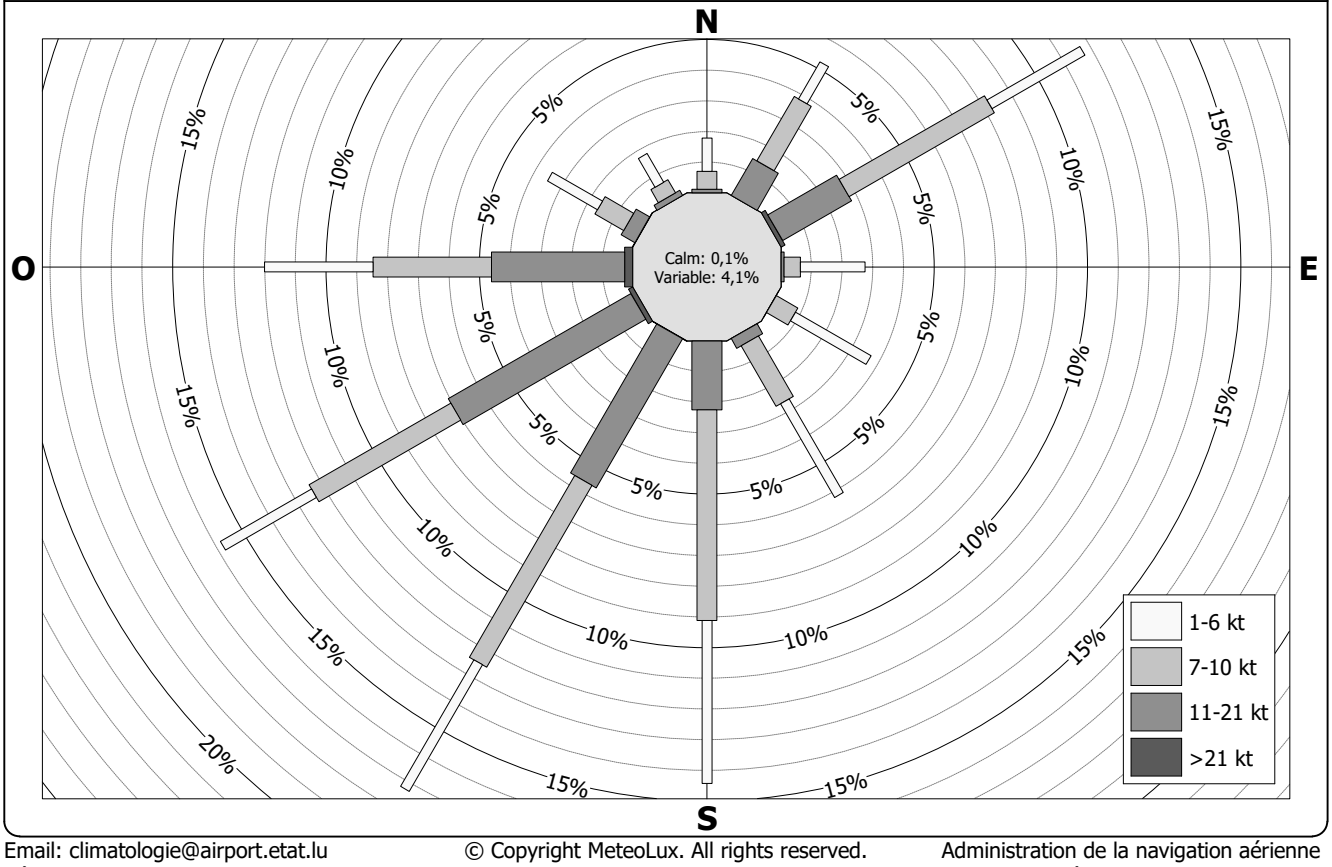

Email: climatologie@airport.etat.lu
Tél: +352 4798-27003

© Copyright MeteoLux. All rights reserved.

Administration de la navigation aérienne
4, route de Trèves
L-2632 Luxembourg

1.2 Wind speed and direction

1.2.1 Frequencies of wind speed and direction per ten-year period

Frequency (%) of wind speed and direction for 2016 to 2025

Calm: 0.5%
Variable: 4.8%

Wind direction (°)	Wind speed (kt) 1-5	6-10	11-15	16-20	21-25	26-30	31-35	36-40	41-45	46-50	>50	N/A
345-14	1.2	2.9	0.6	0.0	0.0	0.0	0.0	0.0	0.0	0.0	0.0	
15-44	1.5	5.7	2.6	0.2	0.0	0.0	0.0	0.0	0.0	0.0	0.0	
45-74	2.6	7.5	2.5	0.3	0.0	0.0	0.0	0.0	0.0	0.0	0.0	
75-104	2.4	1.6	0.2	0.0	0.0	0.0	0.0	0.0	0.0	0.0	0.0	
105-134	2.0	1.5	0.1	0.0	0.0	0.0	0.0	0.0	0.0	0.0	0.0	
135-164	2.3	2.1	0.2	0.0	0.0	0.0	0.0	0.0	0.0	0.0	0.0	0.0
165-194	2.9	5.1	0.9	0.1	0.0	0.0	0.0	0.0	0.0	0.0	0.0	
195-224	2.6	6.4	2.9	0.6	0.1	0.0	0.0	0.0	0.0	0.0	0.0	
225-254	2.2	5.5	4.2	1.2	0.1	0.0	0.0	0.0	0.0	0.0	0.0	
255-284	2.3	4.9	2.5	0.7	0.1	0.0	0.0	0.0	0.0	0.0	0.0	
285-314	1.9	2.9	0.5	0.0	0.0	0.0	0.0	0.0	0.0	0.0	0.0	
315-344	1.3	2.6	0.4	0.0	0.0	0.0	0.0	0.0	0.0	0.0	0.0	

Email: climatologie@airport.etat.lu
Tél: +352 4798-27003

© Copyright MeteoLux. All rights reserved.

Administration de la navigation aérienne
4, route de Trèves
L-2632 Luxembourg

1.2.2 Frequencies of wind speed and direction per season

Frequency (%) of wind speed and direction for Winter

Calm: 0.3%
Variable: 3.5%

Wind direction (°)	Wind speed (kt) 1-5	6-10	11-15	16-20	21-25	26-30	31-35	36-40	41-45	46-50	>50	N/A
345-14	0.7	1.2	0.3	0.0	0.0	0.0	0.0	0.0	0.0	0.0	0.0	
15-44	1.1	3.5	1.5	0.3	0.0	0.0	0.0	0.0	0.0	0.0	0.0	
45-74	2.1	6.2	2.7	0.5	0.0	0.0	0.0	0.0	0.0	0.0	0.0	
75-104	2.0	1.4	0.2	0.0	0.0	0.0	0.0	0.0	0.0	0.0	0.0	
105-134	1.7	1.5	0.1	0.0	0.0	0.0	0.0	0.0	0.0	0.0	0.0	
135-164	2.3	2.1	0.2	0.0	0.0	0.0	0.0	0.0	0.0	0.0	0.0	
165-194	3.4	6.6	1.6	0.2	0.0	0.0	0.0	0.0	0.0	0.0	0.0	0.1
195-224	2.7	8.0	4.9	1.2	0.1	0.0	0.0	0.0	0.0	0.0	0.0	
225-254	1.9	6.4	6.1	2.2	0.4	0.0	0.0	0.0	0.0	0.0	0.0	
255-284	1.8	5.1	3.3	1.4	0.4	0.1	0.0	0.0	0.0	0.0	0.0	
285-314	1.4	2.2	0.6	0.1	0.0	0.0	0.0	0.0	0.0	0.0	0.0	
315-344	0.9	1.3	0.2	0.0	0.0	0.0	0.0	0.0	0.0	0.0	0.0	

Frequency (%) of wind speed and direction for Spring

Calm: 0.6%
Variable: 4.5%

Wind direction (°)	Wind speed (kt) 1-5	6-10	11-15	16-20	21-25	26-30	31-35	36-40	41-45	46-50	>50	N/A
345-14	1.2	4.2	1.2	0.1	0.0	0.0	0.0	0.0	0.0	0.0	0.0	
15-44	1.3	8.0	4.6	0.4	0.0	0.0	0.0	0.0	0.0	0.0	0.0	
45-74	2.4	9.1	3.9	0.6	0.0	0.0	0.0	0.0	0.0	0.0	0.0	
75-104	2.1	2.3	0.4	0.0	0.0	0.0	0.0	0.0	0.0	0.0	0.0	
105-134	1.7	1.8	0.2	0.0	0.0	0.0	0.0	0.0	0.0	0.0	0.0	
135-164	2.1	2.3	0.3	0.0	0.0	0.0	0.0	0.0	0.0	0.0	0.0	
165-194	2.4	3.7	0.7	0.0	0.0	0.0	0.0	0.0	0.0	0.0	0.0	0.0
195-224	2.0	4.4	2.2	0.5	0.1	0.0	0.0	0.0	0.0	0.0	0.0	
225-254	1.7	4.1	3.7	1.2	0.1	0.0	0.0	0.0	0.0	0.0	0.0	
255-284	1.9	3.8	2.1	0.5	0.1	0.0	0.0	0.0	0.0	0.0	0.0	
285-314	1.5	2.5	0.5	0.1	0.0	0.0	0.0	0.0	0.0	0.0	0.0	
315-344	1.3	3.1	0.6	0.0	0.0	0.0	0.0	0.0	0.0	0.0	0.0	

Frequency (%) of wind speed and direction for Summer

Calm: 0.6%
Variable: 7.0%

Wind direction (°)	Wind speed (kt) 1-5	6-10	11-15	16-20	21-25	26-30	31-35	36-40	41-45	46-50	>50	N/A
345-14	1.6	4.2	0.5	0.0	0.0	0.0	0.0	0.0	0.0	0.0	0.0	
15-44	1.8	6.4	2.3	0.0	0.0	0.0	0.0	0.0	0.0	0.0	0.0	
45-74	2.8	6.8	1.2	0.0	0.0	0.0	0.0	0.0	0.0	0.0	0.0	
75-104	2.3	1.2	0.0	0.0	0.0	0.0	0.0	0.0	0.0	0.0	0.0	
105-134	1.8	1.2	0.1	0.0	0.0	0.0	0.0	0.0	0.0	0.0	0.0	
135-164	1.7	1.1	0.1	0.0	0.0	0.0	0.0	0.0	0.0	0.0	0.0	
165-194	2.4	3.1	0.2	0.0	0.0	0.0	0.0	0.0	0.0	0.0	0.0	0.0
195-224	3.0	5.5	1.3	0.2	0.0	0.0	0.0	0.0	0.0	0.0	0.0	
225-254	2.8	6.0	3.1	0.5	0.0	0.0	0.0	0.0	0.0	0.0	0.0	
255-284	3.2	6.4	2.8	0.4	0.0	0.0	0.0	0.0	0.0	0.0	0.0	
285-314	2.9	4.5	0.6	0.0	0.0	0.0	0.0	0.0	0.0	0.0	0.0	
315-344	2.0	4.0	0.5	0.0	0.0	0.0	0.0	0.0	0.0	0.0	0.0	

Frequency (%) of wind speed and direction for Autumn

Calm: 0.3%
Variable: 4.5%

Wind direction (°)	Wind speed (kt) 1-5	6-10	11-15	16-20	21-25	26-30	31-35	36-40	41-45	46-50	>50	N/A
345-14	1.1	1.8	0.2	0.0	0.0	0.0	0.0	0.0	0.0	0.0	0.0	
15-44	1.9	4.9	1.8	0.1	0.0	0.0	0.0	0.0	0.0	0.0	0.0	
45-74	3.3	7.6	2.0	0.2	0.0	0.0	0.0	0.0	0.0	0.0	0.0	
75-104	3.0	1.3	0.1	0.0	0.0	0.0	0.0	0.0	0.0	0.0	0.0	
105-134	2.6	1.4	0.0	0.0	0.0	0.0	0.0	0.0	0.0	0.0	0.0	
135-164	2.9	2.7	0.1	0.0	0.0	0.0	0.0	0.0	0.0	0.0	0.0	
165-194	3.7	6.8	1.3	0.0	0.0	0.0	0.0	0.0	0.0	0.0	0.0	0.0
195-224	3.0	8.2	3.2	0.4	0.0	0.0	0.0	0.0	0.0	0.0	0.0	
225-254	2.4	5.6	3.9	0.7	0.1	0.0	0.0	0.0	0.0	0.0	0.0	
255-284	2.3	4.5	1.8	0.5	0.1	0.0	0.0	0.0	0.0	0.0	0.0	
285-314	1.6	2.3	0.3	0.0	0.0	0.0	0.0	0.0	0.0	0.0	0.0	
315-344	1.1	1.9	0.3	0.0	0.0	0.0	0.0	0.0	0.0	0.0	0.0	

Email: climatologie@airport.etat.lu
Tél: +352 4798-27003

© Copyright MeteoLux. All rights reserved.

Administration de la navigation aérienne
4, route de Trèves
L-2632 Luxembourg

1.2.3 Frequencies of wind speed and direction per month

Frequency (%) of wind speed and direction for January

Calm: 0.4%
Variable: 3.4%

Wind direction (°)	Wind speed (kt) 1-5	6-10	11-15	16-20	21-25	26-30	31-35	36-40	41-45	46-50	>50	N/A
345-14	0.9	1.7	0.4	0.0	0.0	0.0	0.0	0.0	0.0	0.0	0.0	
15-44	1.4	4.4	1.6	0.2	0.0	0.0	0.0	0.0	0.0	0.0	0.0	
45-74	2.3	5.4	2.3	0.5	0.0	0.0	0.0	0.0	0.0	0.0	0.0	
75-104	2.0	1.5	0.0	0.0	0.0	0.0	0.0	0.0	0.0	0.0	0.0	
105-134	1.4	1.1	0.0	0.0	0.0	0.0	0.0	0.0	0.0	0.0	0.0	
135-164	1.6	1.3	0.1	0.0	0.0	0.0	0.0	0.0	0.0	0.0	0.0	
165-194	2.6	5.8	1.4	0.2	0.0	0.0	0.0	0.0	0.0	0.0	0.0	0.2
195-224	2.0	7.9	5.5	1.5	0.1	0.0	0.0	0.0	0.0	0.0	0.0	
225-254	1.6	6.4	5.8	2.1	0.2	0.0	0.0	0.0	0.0	0.0	0.0	
255-284	1.8	5.6	3.9	1.3	0.3	0.1	0.0	0.0	0.0	0.0	0.0	
285-314	1.8	3.3	0.7	0.1	0.0	0.0	0.0	0.0	0.0	0.0	0.0	
315-344	1.3	2.1	0.3	0.0	0.0	0.0	0.0	0.0	0.0	0.0	0.0	

Frequency (%) of wind speed and direction for February

Calm: 0.4%
Variable: 2.5%

Wind direction (°)	Wind speed (kt) 1-5	6-10	11-15	16-20	21-25	26-30	31-35	36-40	41-45	46-50	>50	N/A
345-14	0.5	1.2	0.5	0.0	0.0	0.0	0.0	0.0	0.0	0.0	0.0	
15-44	1.1	3.3	1.8	0.7	0.1	0.0	0.0	0.0	0.0	0.0	0.0	
45-74	2.0	7.2	4.4	1.0	0.0	0.0	0.0	0.0	0.0	0.0	0.0	
75-104	2.3	1.9	0.5	0.0	0.0	0.0	0.0	0.0	0.0	0.0	0.0	
105-134	1.9	1.9	0.2	0.0	0.0	0.0	0.0	0.0	0.0	0.0	0.0	
135-164	2.7	2.2	0.2	0.0	0.0	0.0	0.0	0.0	0.0	0.0	0.0	
165-194	3.5	5.8	1.3	0.1	0.0	0.0	0.0	0.0	0.0	0.0	0.0	0.0
195-224	2.2	6.4	4.4	1.0	0.3	0.0	0.0	0.0	0.0	0.0	0.0	
225-254	1.9	5.4	7.3	2.8	0.7	0.1	0.0	0.0	0.0	0.0	0.0	
255-284	1.5	4.2	3.1	1.2	0.6	0.1	0.0	0.0	0.0	0.0	0.0	
285-314	1.0	1.7	0.6	0.1	0.0	0.0	0.0	0.0	0.0	0.0	0.0	
315-344	0.6	0.9	0.1	0.0	0.0	0.0	0.0	0.0	0.0	0.0	0.0	

Frequency (%) of wind speed and direction for March

Calm: 0.2%
Variable: 3.3%

Wind direction (°)	Wind speed (kt) 1-5	6-10	11-15	16-20	21-25	26-30	31-35	36-40	41-45	46-50	>50	N/A
345-14	1.1	2.7	0.8	0.1	0.0	0.0	0.0	0.0	0.0	0.0	0.0	
15-44	1.2	6.8	3.3	0.6	0.0	0.0	0.0	0.0	0.0	0.0	0.0	
45-74	2.1	7.4	4.1	1.1	0.0	0.0	0.0	0.0	0.0	0.0	0.0	
75-104	2.4	2.6	0.7	0.0	0.0	0.0	0.0	0.0	0.0	0.0	0.0	
105-134	2.2	2.5	0.3	0.0	0.0	0.0	0.0	0.0	0.0	0.0	0.0	
135-164	2.6	3.0	0.3	0.0	0.0	0.0	0.0	0.0	0.0	0.0	0.0	
165-194	2.7	4.6	0.7	0.0	0.0	0.0	0.0	0.0	0.0	0.0	0.0	0.0
195-224	1.9	4.9	3.5	0.8	0.1	0.0	0.0	0.0	0.0	0.0	0.0	
225-254	1.5	4.4	5.3	2.2	0.3	0.0	0.0	0.0	0.0	0.0	0.0	
255-284	1.6	3.4	2.3	0.8	0.3	0.1	0.0	0.0	0.0	0.0	0.0	
285-314	1.1	1.8	0.5	0.1	0.0	0.0	0.0	0.0	0.0	0.0	0.0	
315-344	1.2	2.2	0.5	0.0	0.0	0.0	0.0	0.0	0.0	0.0	0.0	

Frequency (%) of wind speed and direction for April

Calm: 0.5%
Variable: 4.9%

Wind direction (°)	Wind speed (kt) 1-5	6-10	11-15	16-20	21-25	26-30	31-35	36-40	41-45	46-50	>50	N/A
345-14	1.5	4.8	1.3	0.0	0.0	0.0	0.0	0.0	0.0	0.0	0.0	
15-44	1.4	9.1	4.5	0.2	0.0	0.0	0.0	0.0	0.0	0.0	0.0	
45-74	2.2	10.6	4.3	0.5	0.0	0.0	0.0	0.0	0.0	0.0	0.0	
75-104	1.8	2.4	0.3	0.0	0.0	0.0	0.0	0.0	0.0	0.0	0.0	
105-134	1.6	1.5	0.2	0.0	0.0	0.0	0.0	0.0	0.0	0.0	0.0	
135-164	2.1	2.3	0.4	0.0	0.0	0.0	0.0	0.0	0.0	0.0	0.0	
165-194	2.3	3.7	0.8	0.0	0.0	0.0	0.0	0.0	0.0	0.0	0.0	0.0
195-224	2.0	4.0	1.7	0.4	0.1	0.0	0.0	0.0	0.0	0.0	0.0	
225-254	1.5	3.4	3.3	0.9	0.1	0.0	0.0	0.0	0.0	0.0	0.0	
255-284	1.9	3.5	1.8	0.6	0.1	0.0	0.0	0.0	0.0	0.0	0.0	
285-314	1.5	2.4	0.5	0.1	0.0	0.0	0.0	0.0	0.0	0.0	0.0	
315-344	1.4	2.8	0.5	0.0	0.0	0.0	0.0	0.0	0.0	0.0	0.0	

Email: climatologie@airport.etat.lu
Tél: +352 4798-27003
© Copyright MeteoLux. All rights reserved.
Administration de la navigation aérienne
4, route de Trèves
L-2632 Luxembourg

Frequency (%) of wind speed and direction for May

Calm: 1.0%
Variable: 5.2%

Wind direction (°)	Wind speed (kt) 1-5	6-10	11-15	16-20	21-25	26-30	31-35	36-40	41-45	46-50	>50	N/A
345-14	0.9	5.2	1.6	0.1	0.0	0.0	0.0	0.0	0.0	0.0	0.0	
15-44	1.4	8.2	5.9	0.4	0.1	0.0	0.0	0.0	0.0	0.0	0.0	
45-74	2.8	9.4	3.3	0.1	0.0	0.0	0.0	0.0	0.0	0.0	0.0	
75-104	2.0	1.9	0.1	0.0	0.0	0.0	0.0	0.0	0.0	0.0	0.0	
105-134	1.5	1.4	0.0	0.0	0.0	0.0	0.0	0.0	0.0	0.0	0.0	
135-164	1.7	1.7	0.1	0.0	0.0	0.0	0.0	0.0	0.0	0.0	0.0	0.0
165-194	2.2	2.7	0.4	0.0	0.0	0.0	0.0	0.0	0.0	0.0	0.0	
195-224	2.2	4.1	1.4	0.3	0.0	0.0	0.0	0.0	0.0	0.0	0.0	
225-254	2.0	4.5	2.5	0.5	0.0	0.0	0.0	0.0	0.0	0.0	0.0	
255-284	2.2	4.5	2.2	0.2	0.0	0.0	0.0	0.0	0.0	0.0	0.0	
285-314	1.8	3.3	0.6	0.0	0.0	0.0	0.0	0.0	0.0	0.0	0.0	
315-344	1.3	4.3	0.7	0.0	0.0	0.0	0.0	0.0	0.0	0.0	0.0	

Frequency (%) of wind speed and direction for June

Calm: 0.9%
Variable: 6.8%

Wind direction (°)	Wind speed (kt) 1-5	6-10	11-15	16-20	21-25	26-30	31-35	36-40	41-45	46-50	>50	N/A
345-14	1.6	4.0	0.4	0.0	0.0	0.0	0.0	0.0	0.0	0.0	0.0	
15-44	1.8	7.2	3.1	0.0	0.0	0.0	0.0	0.0	0.0	0.0	0.0	
45-74	2.9	8.9	1.7	0.0	0.0	0.0	0.0	0.0	0.0	0.0	0.0	
75-104	2.6	2.1	0.1	0.0	0.0	0.0	0.0	0.0	0.0	0.0	0.0	
105-134	2.1	1.7	0.1	0.0	0.0	0.0	0.0	0.0	0.0	0.0	0.0	
135-164	1.7	1.1	0.1	0.0	0.0	0.0	0.0	0.0	0.0	0.0	0.0	0.0
165-194	2.4	3.2	0.3	0.0	0.0	0.0	0.0	0.0	0.0	0.0	0.0	
195-224	2.9	5.8	1.4	0.1	0.0	0.0	0.0	0.0	0.0	0.0	0.0	
225-254	2.4	5.2	2.6	0.4	0.0	0.0	0.0	0.0	0.0	0.0	0.0	
255-284	2.4	5.1	2.3	0.3	0.0	0.0	0.0	0.0	0.0	0.0	0.0	
285-314	2.4	3.8	0.5	0.0	0.0	0.0	0.0	0.0	0.0	0.0	0.0	
315-344	1.7	3.4	0.4	0.0	0.0	0.0	0.0	0.0	0.0	0.0	0.0	

Frequency (%) of wind speed and direction for July

Calm: 0.7%
Variable: 6.9%

Wind direction (°)	Wind speed (kt) 1-5	6-10	11-15	16-20	21-25	26-30	31-35	36-40	41-45	46-50	>50	N/A
345-14	1.7	5.6	0.8	0.0	0.0	0.0	0.0	0.0	0.0	0.0	0.0	
15-44	1.7	6.1	1.5	0.0	0.0	0.0	0.0	0.0	0.0	0.0	0.0	
45-74	2.2	4.9	0.7	0.0	0.0	0.0	0.0	0.0	0.0	0.0	0.0	
75-104	1.8	0.8	0.0	0.0	0.0	0.0	0.0	0.0	0.0	0.0	0.0	
105-134	1.2	0.9	0.1	0.0	0.0	0.0	0.0	0.0	0.0	0.0	0.0	
135-164	1.4	0.9	0.1	0.0	0.0	0.0	0.0	0.0	0.0	0.0	0.0	
165-194	1.9	2.7	0.1	0.0	0.0	0.0	0.0	0.0	0.0	0.0	0.0	0.0
195-224	2.8	4.9	1.5	0.1	0.0	0.0	0.0	0.0	0.0	0.0	0.0	
225-254	2.9	6.3	4.1	0.4	0.0	0.0	0.0	0.0	0.0	0.0	0.0	
255-284	3.5	7.0	3.5	0.5	0.0	0.0	0.0	0.0	0.0	0.0	0.0	
285-314	3.6	5.5	0.8	0.0	0.0	0.0	0.0	0.0	0.0	0.0	0.0	
315-344	2.4	4.7	0.6	0.0	0.0	0.0	0.0	0.0	0.0	0.0	0.0	

Frequency (%) of wind speed and direction for August

Calm: 0.3%
Variable: 7.2%

Wind direction (°)	Wind speed (kt) 1-5	6-10	11-15	16-20	21-25	26-30	31-35	36-40	41-45	46-50	>50	N/A
345-14	1.4	2.9	0.5	0.0	0.0	0.0	0.0	0.0	0.0	0.0	0.0	
15-44	1.8	5.7	2.4	0.1	0.0	0.0	0.0	0.0	0.0	0.0	0.0	
45-74	3.2	6.6	1.3	0.0	0.0	0.0	0.0	0.0	0.0	0.0	0.0	
75-104	2.6	0.9	0.0	0.0	0.0	0.0	0.0	0.0	0.0	0.0	0.0	
105-134	1.9	0.9	0.0	0.0	0.0	0.0	0.0	0.0	0.0	0.0	0.0	
135-164	2.1	1.2	0.0	0.0	0.0	0.0	0.0	0.0	0.0	0.0	0.0	
165-194	3.0	3.3	0.3	0.0	0.0	0.0	0.0	0.0	0.0	0.0	0.0	0.0
195-224	3.3	5.7	1.1	0.2	0.0	0.0	0.0	0.0	0.0	0.0	0.0	
225-254	3.1	6.5	2.8	0.5	0.1	0.0	0.0	0.0	0.0	0.0	0.0	
255-284	3.6	6.9	2.5	0.3	0.0	0.0	0.0	0.0	0.0	0.0	0.0	
285-314	2.7	4.1	0.4	0.0	0.0	0.0	0.0	0.0	0.0	0.0	0.0	
315-344	1.9	3.9	0.5	0.0	0.0	0.0	0.0	0.0	0.0	0.0	0.0	

Email: climatologie@airport.etat.lu
Tél: +352 4798-27003

© Copyright MeteoLux. All rights reserved.

Administration de la navigation aérienne
4, route de Trèves
L-2632 Luxembourg

Frequency (%) of wind speed and direction for September

Calm: 0.3%
Variable: 6.3%

Wind direction (°)	Wind speed (kt) 1-5	6-10	11-15	16-20	21-25	26-30	31-35	36-40	41-45	46-50	>50	N/A
345-14	1.7	2.9	0.3	0.0	0.0	0.0	0.0	0.0	0.0	0.0	0.0	
15-44	3.0	6.3	2.4	0.1	0.0	0.0	0.0	0.0	0.0	0.0	0.0	
45-74	3.8	8.6	1.8	0.1	0.0	0.0	0.0	0.0	0.0	0.0	0.0	
75-104	3.2	1.6	0.0	0.0	0.0	0.0	0.0	0.0	0.0	0.0	0.0	
105-134	2.8	1.4	0.1	0.0	0.0	0.0	0.0	0.0	0.0	0.0	0.0	
135-164	2.5	1.3	0.0	0.0	0.0	0.0	0.0	0.0	0.0	0.0	0.0	0.0
165-194	3.1	3.3	0.3	0.0	0.0	0.0	0.0	0.0	0.0	0.0	0.0	
195-224	3.0	6.6	2.6	0.3	0.0	0.0	0.0	0.0	0.0	0.0	0.0	
225-254	2.6	5.0	3.2	0.5	0.0	0.0	0.0	0.0	0.0	0.0	0.0	
255-284	2.5	4.5	1.8	0.5	0.1	0.0	0.0	0.0	0.0	0.0	0.0	
285-314	1.9	3.0	0.4	0.0	0.0	0.0	0.0	0.0	0.0	0.0	0.0	
315-344	1.5	2.6	0.3	0.0	0.0	0.0	0.0	0.0	0.0	0.0	0.0	

Frequency (%) of wind speed and direction for October

Calm: 0.3%
Variable: 3.5%

Wind direction (°)	Wind speed (kt) 1-5	6-10	11-15	16-20	21-25	26-30	31-35	36-40	41-45	46-50	>50	N/A
345-14	0.9	1.2	0.2	0.0	0.0	0.0	0.0	0.0	0.0	0.0	0.0	
15-44	1.3	5.4	1.9	0.2	0.0	0.0	0.0	0.0	0.0	0.0	0.0	
45-74	2.9	7.8	1.9	0.1	0.0	0.0	0.0	0.0	0.0	0.0	0.0	
75-104	2.9	1.3	0.0	0.0	0.0	0.0	0.0	0.0	0.0	0.0	0.0	
105-134	2.1	1.6	0.0	0.0	0.0	0.0	0.0	0.0	0.0	0.0	0.0	
135-164	3.2	3.4	0.2	0.0	0.0	0.0	0.0	0.0	0.0	0.0	0.0	0.0
165-194	3.8	8.4	1.6	0.0	0.0	0.0	0.0	0.0	0.0	0.0	0.0	
195-224	2.8	8.8	3.0	0.3	0.1	0.0	0.0	0.0	0.0	0.0	0.0	
225-254	2.3	6.1	4.2	0.9	0.1	0.0	0.0	0.0	0.0	0.0	0.0	
255-284	2.3	4.5	1.7	0.6	0.1	0.0	0.0	0.0	0.0	0.0	0.0	
285-314	1.4	1.8	0.2	0.0	0.0	0.0	0.0	0.0	0.0	0.0	0.0	
315-344	0.7	1.3	0.3	0.0	0.0	0.0	0.0	0.0	0.0	0.0	0.0	

Frequency (%) of wind speed and direction for November

Calm: 0.3%
Variable: 3.8%

Wind direction (°)	Wind speed (kt) 1-5	6-10	11-15	16-20	21-25	26-30	31-35	36-40	41-45	46-50	>50	N/A
345-14	0.8	1.3	0.1	0.0	0.0	0.0	0.0	0.0	0.0	0.0	0.0	
15-44	1.3	2.9	1.2	0.1	0.0	0.0	0.0	0.0	0.0	0.0	0.0	
45-74	3.2	6.3	2.2	0.3	0.0	0.0	0.0	0.0	0.0	0.0	0.0	
75-104	3.1	1.0	0.1	0.0	0.0	0.0	0.0	0.0	0.0	0.0	0.0	
105-134	3.0	1.2	0.0	0.0	0.0	0.0	0.0	0.0	0.0	0.0	0.0	
135-164	3.1	3.3	0.2	0.0	0.0	0.0	0.0	0.0	0.0	0.0	0.0	
165-194	4.1	8.6	2.0	0.0	0.0	0.0	0.0	0.0	0.0	0.0	0.0	0.0
195-224	3.2	9.2	3.9	0.6	0.0	0.0	0.0	0.0	0.0	0.0	0.0	
225-254	2.4	5.8	4.4	0.7	0.0	0.0	0.0	0.0	0.0	0.0	0.0	
255-284	2.1	4.5	1.9	0.4	0.0	0.0	0.0	0.0	0.0	0.0	0.0	
285-314	1.6	2.0	0.3	0.0	0.0	0.0	0.0	0.0	0.0	0.0	0.0	
315-344	1.1	1.7	0.3	0.0	0.0	0.0	0.0	0.0	0.0	0.0	0.0	

Frequency (%) of wind speed and direction for December

Calm: 0.1%
Variable: 4.1%

Wind direction (°)	Wind speed (kt) 1-5	6-10	11-15	16-20	21-25	26-30	31-35	36-40	41-45	46-50	>50	N/A
345-14	0.8	0.9	0.1	0.0	0.0	0.0	0.0	0.0	0.0	0.0	0.0	
15-44	0.9	2.9	1.3	0.1	0.0	0.0	0.0	0.0	0.0	0.0	0.0	
45-74	2.2	6.8	2.3	0.3	0.1	0.0	0.0	0.0	0.0	0.0	0.0	
75-104	1.6	1.0	0.1	0.0	0.0	0.0	0.0	0.0	0.0	0.0	0.0	
105-134	2.0	1.6	0.0	0.0	0.0	0.0	0.0	0.0	0.0	0.0	0.0	
135-164	2.6	3.2	0.4	0.0	0.0	0.0	0.0	0.0	0.0	0.0	0.0	
165-194	3.6	8.6	2.0	0.2	0.0	0.0	0.0	0.0	0.0	0.0	0.0	0.0
195-224	3.2	8.4	4.4	1.2	0.0	0.0	0.0	0.0	0.0	0.0	0.0	
225-254	2.1	6.6	5.0	1.8	0.2	0.0	0.0	0.0	0.0	0.0	0.0	
255-284	2.2	5.2	2.8	1.5	0.2	0.0	0.0	0.0	0.0	0.0	0.0	
285-314	1.3	1.6	0.4	0.1	0.0	0.0	0.0	0.0	0.0	0.0	0.0	
315-344	0.8	0.7	0.2	0.0	0.0	0.0	0.0	0.0	0.0	0.0	0.0	

Email: climatologie@airport.etat.lu
Tél: +352 4798-27003

© Copyright MeteoLux. All rights reserved.

Administration de la navigation aérienne
4, route de Trèves
L-2632 Luxembourg

1.2.4 Frequencies of wind speed and direction per hour

Frequency (%) of wind speed and direction for hour 00-01

Calm: 0.8%
Variable: 3.7%

Wind direction (°)	Wind speed (kt) 1-5	6-10	11-15	16-20	21-25	26-30	31-35	36-40	41-45	46-50	>50	N/A
345-14	1.7	3.6	0.4	0.0	0.0	0.0	0.0	0.0	0.0	0.0	0.0	
15-44	2.7	9.1	3.5	0.1	0.0	0.0	0.0	0.0	0.0	0.0	0.0	
45-74	3.4	7.9	1.6	0.1	0.0	0.0	0.0	0.0	0.0	0.0	0.0	
75-104	2.0	0.9	0.1	0.0	0.0	0.0	0.0	0.0	0.0	0.0	0.0	
105-134	1.5	0.7	0.0	0.0	0.0	0.0	0.0	0.0	0.0	0.0	0.0	
135-164	2.2	1.3	0.1	0.0	0.0	0.0	0.0	0.0	0.0	0.0	0.0	
165-194	3.5	4.1	0.6	0.0	0.0	0.0	0.0	0.0	0.0	0.0	0.0	0.0
195-224	3.4	5.8	2.1	0.4	0.0	0.0	0.0	0.0	0.0	0.0	0.0	
225-254	3.1	4.2	2.8	0.8	0.2	0.0	0.0	0.0	0.0	0.0	0.0	
255-284	4.0	4.4	1.3	0.6	0.0	0.0	0.0	0.0	0.0	0.0	0.0	
285-314	2.5	3.0	0.3	0.0	0.0	0.0	0.0	0.0	0.0	0.0	0.0	
315-344	1.7	2.7	0.2	0.0	0.0	0.0	0.0	0.0	0.0	0.0	0.0	

Frequency (%) of wind speed and direction for hour 01-02

Calm: 1.0%
Variable: 3.6%

Wind direction (°)	Wind speed (kt) 1-5	6-10	11-15	16-20	21-25	26-30	31-35	36-40	41-45	46-50	>50	N/A
345-14	1.8	2.9	0.4	0.0	0.0	0.0	0.0	0.0	0.0	0.0	0.0	
15-44	3.2	9.5	3.3	0.2	0.0	0.0	0.0	0.0	0.0	0.0	0.0	
45-74	3.4	7.8	1.8	0.1	0.0	0.0	0.0	0.0	0.0	0.0	0.0	
75-104	2.2	0.8	0.1	0.0	0.0	0.0	0.0	0.0	0.0	0.0	0.0	
105-134	1.4	0.7	0.0	0.0	0.0	0.0	0.0	0.0	0.0	0.0	0.0	
135-164	2.4	1.0	0.0	0.0	0.0	0.0	0.0	0.0	0.0	0.0	0.0	
165-194	3.5	4.7	0.7	0.0	0.0	0.0	0.0	0.0	0.0	0.0	0.0	0.0
195-224	3.3	5.6	2.2	0.5	0.0	0.0	0.0	0.0	0.0	0.0	0.0	
225-254	3.0	4.4	2.6	0.9	0.1	0.0	0.0	0.0	0.0	0.0	0.0	
255-284	3.7	5.0	1.2	0.4	0.1	0.0	0.0	0.0	0.0	0.0	0.0	
285-314	2.4	2.6	0.3	0.0	0.0	0.0	0.0	0.0	0.0	0.0	0.0	
315-344	1.4	2.6	0.1	0.0	0.0	0.0	0.0	0.0	0.0	0.0	0.0	

Frequency (%) of wind speed and direction for hour 02-03

Calm: 1.0%
Variable: 4.0%

Wind direction (°)	Wind speed (kt) 1-5	6-10	11-15	16-20	21-25	26-30	31-35	36-40	41-45	46-50	>50	N/A
345-14	1.7	2.7	0.3	0.0	0.0	0.0	0.0	0.0	0.0	0.0	0.0	
15-44	3.6	9.7	3.0	0.2	0.0	0.0	0.0	0.0	0.0	0.0	0.0	
45-74	3.5	8.1	1.8	0.1	0.0	0.0	0.0	0.0	0.0	0.0	0.0	
75-104	2.1	0.8	0.0	0.0	0.0	0.0	0.0	0.0	0.0	0.0	0.0	
105-134	1.8	0.7	0.0	0.0	0.0	0.0	0.0	0.0	0.0	0.0	0.0	
135-164	2.2	1.1	0.0	0.0	0.0	0.0	0.0	0.0	0.0	0.0	0.0	
165-194	3.0	4.7	0.6	0.1	0.0	0.0	0.0	0.0	0.0	0.0	0.0	0.0
195-224	3.1	5.5	2.3	0.4	0.0	0.0	0.0	0.0	0.0	0.0	0.0	
225-254	3.0	4.5	3.0	0.8	0.1	0.0	0.0	0.0	0.0	0.0	0.0	
255-284	3.6	5.1	1.4	0.4	0.1	0.0	0.0	0.0	0.0	0.0	0.0	
285-314	2.4	2.3	0.2	0.0	0.0	0.0	0.0	0.0	0.0	0.0	0.0	
315-344	1.7	2.1	0.2	0.0	0.0	0.0	0.0	0.0	0.0	0.0	0.0	

Frequency (%) of wind speed and direction for hour 03-04

Calm: 1.1%
Variable: 4.6%

Wind direction (°)	Wind speed (kt) 1-5	6-10	11-15	16-20	21-25	26-30	31-35	36-40	41-45	46-50	>50	N/A
345-14	1.5	2.8	0.4	0.0	0.0	0.0	0.0	0.0	0.0	0.0	0.0	
15-44	3.4	9.8	3.2	0.2	0.0	0.0	0.0	0.0	0.0	0.0	0.0	
45-74	3.7	7.5	1.9	0.2	0.0	0.0	0.0	0.0	0.0	0.0	0.0	
75-104	2.2	0.6	0.1	0.0	0.0	0.0	0.0	0.0	0.0	0.0	0.0	
105-134	1.7	0.6	0.0	0.0	0.0	0.0	0.0	0.0	0.0	0.0	0.0	
135-164	2.4	1.3	0.0	0.0	0.0	0.0	0.0	0.0	0.0	0.0	0.0	
165-194	2.9	4.5	0.7	0.1	0.0	0.0	0.0	0.0	0.0	0.0	0.0	0.1
195-224	3.3	5.3	2.4	0.6	0.1	0.0	0.0	0.0	0.0	0.0	0.0	
225-254	3.4	4.0	2.8	0.8	0.1	0.0	0.0	0.0	0.0	0.0	0.0	
255-284	3.6	4.9	1.4	0.4	0.1	0.0	0.0	0.0	0.0	0.0	0.0	
285-314	2.2	2.2	0.2	0.0	0.0	0.0	0.0	0.0	0.0	0.0	0.0	
315-344	1.6	1.9	0.2	0.0	0.0	0.0	0.0	0.0	0.0	0.0	0.0	

Email: climatologie@airport.etat.lu
Tél: +352 4798-27003

© Copyright MeteoLux. All rights reserved.

Administration de la navigation aérienne
4, route de Trèves
L-2632 Luxembourg

Frequency (%) of wind speed and direction for hour 04-05

Calm: 0.9%
Variable: 5.2%

Wind direction (°)	Wind speed (kt) 1-5	6-10	11-15	16-20	21-25	26-30	31-35	36-40	41-45	46-50	>50	N/A
345-14	1.4	2.6	0.5	0.0	0.0	0.0	0.0	0.0	0.0	0.0	0.0	
15-44	2.3	8.9	3.8	0.2	0.0	0.0	0.0	0.0	0.0	0.0	0.0	
45-74	3.8	8.3	2.4	0.2	0.0	0.0	0.0	0.0	0.0	0.0	0.0	
75-104	2.1	0.7	0.1	0.0	0.0	0.0	0.0	0.0	0.0	0.0	0.0	
105-134	1.8	0.6	0.0	0.0	0.0	0.0	0.0	0.0	0.0	0.0	0.0	
135-164	2.1	1.3	0.0	0.0	0.0	0.0	0.0	0.0	0.0	0.0	0.0	0.0
165-194	3.3	4.9	0.9	0.0	0.0	0.0	0.0	0.0	0.0	0.0	0.0	
195-224	3.1	5.7	2.1	0.6	0.0	0.0	0.0	0.0	0.0	0.0	0.0	
225-254	2.9	4.6	2.9	0.8	0.1	0.0	0.0	0.0	0.0	0.0	0.0	
255-284	2.9	5.4	1.5	0.3	0.2	0.0	0.0	0.0	0.0	0.0	0.0	
285-314	2.1	2.2	0.2	0.0	0.0	0.0	0.0	0.0	0.0	0.0	0.0	
315-344	1.3	1.7	0.1	0.0	0.0	0.0	0.0	0.0	0.0	0.0	0.0	

Frequency (%) of wind speed and direction for hour 05-06

Calm: 0.7%
Variable: 5.6%

Wind direction (°)	Wind speed (kt) 1-5	6-10	11-15	16-20	21-25	26-30	31-35	36-40	41-45	46-50	>50	N/A
345-14	1.4	2.5	0.5	0.0	0.0	0.0	0.0	0.0	0.0	0.0	0.0	
15-44	1.8	7.6	3.4	0.1	0.0	0.0	0.0	0.0	0.0	0.0	0.0	
45-74	3.6	9.7	3.0	0.3	0.0	0.0	0.0	0.0	0.0	0.0	0.0	
75-104	2.3	0.7	0.0	0.0	0.0	0.0	0.0	0.0	0.0	0.0	0.0	
105-134	1.9	0.5	0.0	0.0	0.0	0.0	0.0	0.0	0.0	0.0	0.0	
135-164	2.2	1.5	0.1	0.0	0.0	0.0	0.0	0.0	0.0	0.0	0.0	0.0
165-194	3.7	4.8	0.9	0.1	0.0	0.0	0.0	0.0	0.0	0.0	0.0	
195-224	3.0	5.8	2.5	0.6	0.1	0.0	0.0	0.0	0.0	0.0	0.0	
225-254	2.5	4.8	3.2	0.6	0.1	0.0	0.0	0.0	0.0	0.0	0.0	
255-284	2.6	5.3	1.5	0.4	0.1	0.0	0.0	0.0	0.0	0.0	0.0	
285-314	1.8	2.2	0.2	0.0	0.0	0.0	0.0	0.0	0.0	0.0	0.0	
315-344	1.0	1.7	0.1	0.0	0.0	0.0	0.0	0.0	0.0	0.0	0.0	

Frequency (%) of wind speed and direction for hour 06-07

Calm: 0.5%
Variable: 5.1%

Wind direction (°)	Wind speed (kt) 1-5	6-10	11-15	16-20	21-25	26-30	31-35	36-40	41-45	46-50	>50	N/A
345-14	1.0	2.1	0.5	0.0	0.0	0.0	0.0	0.0	0.0	0.0	0.0	
15-44	1.2	4.9	3.1	0.3	0.0	0.0	0.0	0.0	0.0	0.0	0.0	
45-74	3.9	11.0	3.8	0.4	0.0	0.0	0.0	0.0	0.0	0.0	0.0	
75-104	2.5	1.0	0.1	0.0	0.0	0.0	0.0	0.0	0.0	0.0	0.0	
105-134	2.3	0.7	0.0	0.0	0.0	0.0	0.0	0.0	0.0	0.0	0.0	
135-164	3.0	1.6	0.1	0.0	0.0	0.0	0.0	0.0	0.0	0.0	0.0	
165-194	3.6	5.1	0.8	0.1	0.0	0.0	0.0	0.0	0.0	0.0	0.0	0.0
195-224	2.8	6.4	2.7	0.5	0.1	0.0	0.0	0.0	0.0	0.0	0.0	
225-254	2.3	5.4	3.1	1.0	0.0	0.0	0.0	0.0	0.0	0.0	0.0	
255-284	2.3	5.2	1.6	0.4	0.1	0.0	0.0	0.0	0.0	0.0	0.0	
285-314	1.5	2.1	0.2	0.0	0.0	0.0	0.0	0.0	0.0	0.0	0.0	
315-344	1.0	1.7	0.2	0.0	0.0	0.0	0.0	0.0	0.0	0.0	0.0	

Frequency (%) of wind speed and direction for hour 07-08

Calm: 0.3%
Variable: 4.6%

Wind direction (°)	Wind speed (kt) 1-5	6-10	11-15	16-20	21-25	26-30	31-35	36-40	41-45	46-50	>50	N/A
345-14	0.7	2.0	0.5	0.0	0.0	0.0	0.0	0.0	0.0	0.0	0.0	
15-44	1.0	4.2	2.6	0.2	0.0	0.0	0.0	0.0	0.0	0.0	0.0	
45-74	3.6	11.1	3.7	0.5	0.0	0.0	0.0	0.0	0.0	0.0	0.0	
75-104	2.8	1.3	0.0	0.0	0.0	0.0	0.0	0.0	0.0	0.0	0.0	
105-134	2.2	1.2	0.0	0.0	0.0	0.0	0.0	0.0	0.0	0.0	0.0	
135-164	2.7	2.3	0.1	0.0	0.0	0.0	0.0	0.0	0.0	0.0	0.0	
165-194	3.5	5.7	1.1	0.0	0.0	0.0	0.0	0.0	0.0	0.0	0.0	0.0
195-224	2.7	7.1	2.6	0.6	0.1	0.0	0.0	0.0	0.0	0.0	0.0	
225-254	2.2	5.4	4.0	1.0	0.0	0.0	0.0	0.0	0.0	0.0	0.0	
255-284	1.9	5.1	2.0	0.5	0.1	0.0	0.0	0.0	0.0	0.0	0.0	
285-314	1.1	1.9	0.2	0.0	0.0	0.0	0.0	0.0	0.0	0.0	0.0	
315-344	0.7	1.6	0.2	0.0	0.0	0.0	0.0	0.0	0.0	0.0	0.0	

Email: climatologie@airport.etat.lu
Tél: +352 4798-27003

© Copyright MeteoLux. All rights reserved.

Administration de la navigation aérienne
4, route de Trèves
L-2632 Luxembourg

Frequency (%) of wind speed and direction for hour 08-09

Calm: 0.2%
Variable: 5.3%

Wind direction (°)	Wind speed (kt) 1-5	6-10	11-15	16-20	21-25	26-30	31-35	36-40	41-45	46-50	>50	N/A
345-14	0.6	1.9	0.5	0.0	0.0	0.0	0.0	0.0	0.0	0.0	0.0	
15-44	0.8	4.0	2.1	0.2	0.0	0.0	0.0	0.0	0.0	0.0	0.0	
45-74	2.8	9.0	3.8	0.6	0.0	0.0	0.0	0.0	0.0	0.0	0.0	
75-104	2.2	2.0	0.1	0.0	0.0	0.0	0.0	0.0	0.0	0.0	0.0	
105-134	2.4	2.0	0.1	0.0	0.0	0.0	0.0	0.0	0.0	0.0	0.0	
135-164	2.2	3.1	0.1	0.0	0.0	0.0	0.0	0.0	0.0	0.0	0.0	
165-194	2.9	6.4	1.2	0.0	0.0	0.0	0.0	0.0	0.0	0.0	0.0	0.0
195-224	2.4	7.1	3.2	0.5	0.0	0.0	0.0	0.0	0.0	0.0	0.0	
225-254	1.7	6.1	4.7	1.2	0.1	0.0	0.0	0.0	0.0	0.0	0.0	
255-284	1.4	4.6	2.3	0.7	0.1	0.0	0.0	0.0	0.0	0.0	0.0	
285-314	0.9	2.2	0.3	0.0	0.0	0.0	0.0	0.0	0.0	0.0	0.0	
315-344	0.8	1.5	0.2	0.0	0.0	0.0	0.0	0.0	0.0	0.0	0.0	

Frequency (%) of wind speed and direction for hour 09-10

Calm: 0.1%
Variable: 6.1%

Wind direction (°)	Wind speed (kt) 1-5	6-10	11-15	16-20	21-25	26-30	31-35	36-40	41-45	46-50	>50	N/A
345-14	0.6	1.8	0.5	0.0	0.0	0.0	0.0	0.0	0.0	0.0	0.0	
15-44	0.9	3.9	2.1	0.1	0.0	0.0	0.0	0.0	0.0	0.0	0.0	
45-74	1.7	7.5	3.5	0.7	0.0	0.0	0.0	0.0	0.0	0.0	0.0	
75-104	1.9	2.4	0.1	0.0	0.0	0.0	0.0	0.0	0.0	0.0	0.0	
105-134	2.1	2.6	0.2	0.0	0.0	0.0	0.0	0.0	0.0	0.0	0.0	
135-164	2.2	3.3	0.3	0.0	0.0	0.0	0.0	0.0	0.0	0.0	0.0	
165-194	2.4	6.9	1.1	0.0	0.0	0.0	0.0	0.0	0.0	0.0	0.0	0.0
195-224	1.8	7.5	3.6	0.6	0.1	0.0	0.0	0.0	0.0	0.0	0.0	
225-254	1.4	5.9	5.3	1.6	0.1	0.0	0.0	0.0	0.0	0.0	0.0	
255-284	1.2	4.6	3.0	0.7	0.1	0.0	0.0	0.0	0.0	0.0	0.0	
285-314	1.0	2.1	0.4	0.0	0.0	0.0	0.0	0.0	0.0	0.0	0.0	
315-344	0.6	1.7	0.4	0.0	0.0	0.0	0.0	0.0	0.0	0.0	0.0	

Frequency (%) of wind speed and direction for hour 10-11

Calm: 0.0%
Variable: 7.6%

Wind direction (°)	Wind speed (kt) 1-5	6-10	11-15	16-20	21-25	26-30	31-35	36-40	41-45	46-50	>50	N/A
345-14	0.5	2.0	0.5	0.0	0.0	0.0	0.0	0.0	0.0	0.0	0.0	
15-44	0.7	3.3	2.0	0.2	0.0	0.0	0.0	0.0	0.0	0.0	0.0	
45-74	1.5	6.7	3.2	0.7	0.0	0.0	0.0	0.0	0.0	0.0	0.0	
75-104	1.4	2.4	0.4	0.0	0.0	0.0	0.0	0.0	0.0	0.0	0.0	
105-134	2.0	2.8	0.2	0.0	0.0	0.0	0.0	0.0	0.0	0.0	0.0	
135-164	1.8	3.3	0.5	0.0	0.0	0.0	0.0	0.0	0.0	0.0	0.0	
165-194	2.1	6.6	1.3	0.1	0.0	0.0	0.0	0.0	0.0	0.0	0.0	0.0
195-224	1.4	6.9	4.2	0.8	0.1	0.0	0.0	0.0	0.0	0.0	0.0	
225-254	1.2	6.2	6.6	1.7	0.2	0.0	0.0	0.0	0.0	0.0	0.0	
255-284	1.0	4.0	3.1	1.0	0.2	0.0	0.0	0.0	0.0	0.0	0.0	
285-314	0.9	2.3	0.5	0.0	0.0	0.0	0.0	0.0	0.0	0.0	0.0	
315-344	0.4	1.9	0.4	0.0	0.0	0.0	0.0	0.0	0.0	0.0	0.0	

Frequency (%) of wind speed and direction for hour 11-12

Calm: 0.0%
Variable: 8.1%

Wind direction (°)	Wind speed (kt) 1-5	6-10	11-15	16-20	21-25	26-30	31-35	36-40	41-45	46-50	>50	N/A
345-14	0.4	2.2	0.6	0.0	0.0	0.0	0.0	0.0	0.0	0.0	0.0	
15-44	0.5	3.6	1.8	0.2	0.0	0.0	0.0	0.0	0.0	0.0	0.0	
45-74	1.4	5.6	2.9	0.6	0.0	0.0	0.0	0.0	0.0	0.0	0.0	
75-104	1.4	2.4	0.3	0.0	0.0	0.0	0.0	0.0	0.0	0.0	0.0	
105-134	1.5	2.7	0.4	0.0	0.0	0.0	0.0	0.0	0.0	0.0	0.0	
135-164	1.8	3.4	0.5	0.0	0.0	0.0	0.0	0.0	0.0	0.0	0.0	
165-194	1.9	6.3	1.4	0.1	0.0	0.0	0.0	0.0	0.0	0.0	0.0	0.0
195-224	1.9	6.9	4.1	0.8	0.1	0.0	0.0	0.0	0.0	0.0	0.0	
225-254	1.1	5.9	6.9	2.1	0.3	0.0	0.0	0.0	0.0	0.0	0.0	
255-284	0.7	4.0	4.1	1.0	0.2	0.1	0.0	0.0	0.0	0.0	0.0	
285-314	0.7	2.4	0.6	0.1	0.0	0.0	0.0	0.0	0.0	0.0	0.0	
315-344	0.5	2.1	0.6	0.0	0.0	0.0	0.0	0.0	0.0	0.0	0.0	

Email: climatologie@airport.etat.lu
Tél: +352 4798-27003

© Copyright MeteoLux. All rights reserved.

Administration de la navigation aérienne
4, route de Trèves
L-2632 Luxembourg

Frequency (%) of wind speed and direction for hour 12-13

Calm: 0.1%
Variable: 7.6%

Wind direction (°)	Wind speed (kt) 1-5	6-10	11-15	16-20	21-25	26-30	31-35	36-40	41-45	46-50	>50	N/A
345-14	0.4	2.0	0.7	0.0	0.0	0.0	0.0	0.0	0.0	0.0	0.0	
15-44	0.6	3.8	2.0	0.1	0.0	0.0	0.0	0.0	0.0	0.0	0.0	
45-74	1.3	5.2	2.7	0.6	0.0	0.0	0.0	0.0	0.0	0.0	0.0	
75-104	1.5	2.0	0.3	0.0	0.0	0.0	0.0	0.0	0.0	0.0	0.0	
105-134	1.6	2.5	0.3	0.0	0.0	0.0	0.0	0.0	0.0	0.0	0.0	
135-164	1.6	3.4	0.5	0.0	0.0	0.0	0.0	0.0	0.0	0.0	0.0	0.0
165-194	1.9	5.9	1.6	0.1	0.0	0.0	0.0	0.0	0.0	0.0	0.0	
195-224	1.5	7.2	4.3	0.7	0.1	0.0	0.0	0.0	0.0	0.0	0.0	
225-254	1.0	5.6	7.5	2.2	0.2	0.0	0.0	0.0	0.0	0.0	0.0	
255-284	0.8	4.0	4.3	1.0	0.2	0.0	0.0	0.0	0.0	0.0	0.0	
285-314	0.8	2.9	0.8	0.1	0.0	0.0	0.0	0.0	0.0	0.0	0.0	
315-344	0.5	2.1	0.7	0.1	0.0	0.0	0.0	0.0	0.0	0.0	0.0	

Frequency (%) of wind speed and direction for hour 13-14

Calm: 0.1%
Variable: 7.0%

Wind direction (°)	Wind speed (kt) 1-5	6-10	11-15	16-20	21-25	26-30	31-35	36-40	41-45	46-50	>50	N/A
345-14	0.6	2.1	0.8	0.0	0.0	0.0	0.0	0.0	0.0	0.0	0.0	
15-44	0.6	3.1	1.9	0.3	0.0	0.0	0.0	0.0	0.0	0.0	0.0	
45-74	1.6	5.4	2.4	0.6	0.0	0.0	0.0	0.0	0.0	0.0	0.0	
75-104	1.6	2.3	0.3	0.0	0.0	0.0	0.0	0.0	0.0	0.0	0.0	
105-134	1.5	2.4	0.2	0.0	0.0	0.0	0.0	0.0	0.0	0.0	0.0	
135-164	1.7	3.3	0.4	0.0	0.0	0.0	0.0	0.0	0.0	0.0	0.0	0.0
165-194	1.9	5.8	1.5	0.1	0.0	0.0	0.0	0.0	0.0	0.0	0.0	
195-224	1.3	6.6	4.4	0.8	0.1	0.0	0.0	0.0	0.0	0.0	0.0	
225-254	1.0	6.1	6.9	2.2	0.4	0.0	0.0	0.0	0.0	0.0	0.0	
255-284	0.9	4.3	4.3	1.1	0.2	0.0	0.0	0.0	0.0	0.0	0.0	
285-314	0.7	3.1	1.0	0.1	0.0	0.0	0.0	0.0	0.0	0.0	0.0	
315-344	0.5	2.6	0.8	0.0	0.0	0.0	0.0	0.0	0.0	0.0	0.0	

Frequency (%) of wind speed and direction for hour 14-15

Calm: 0.1%
Variable: 6.0%

Wind direction (°)	Wind speed (kt) 1-5	6-10	11-15	16-20	21-25	26-30	31-35	36-40	41-45	46-50	>50	N/A
345-14	0.6	2.4	0.9	0.0	0.0	0.0	0.0	0.0	0.0	0.0	0.0	
15-44	0.7	3.4	1.8	0.4	0.0	0.0	0.0	0.0	0.0	0.0	0.0	
45-74	1.4	5.2	2.5	0.5	0.0	0.0	0.0	0.0	0.0	0.0	0.0	
75-104	1.8	2.1	0.4	0.0	0.0	0.0	0.0	0.0	0.0	0.0	0.0	
105-134	1.6	2.5	0.2	0.0	0.0	0.0	0.0	0.0	0.0	0.0	0.0	
135-164	1.9	3.0	0.4	0.0	0.0	0.0	0.0	0.0	0.0	0.0	0.0	
165-194	2.1	5.5	1.4	0.1	0.0	0.0	0.0	0.0	0.0	0.0	0.0	0.0
195-224	1.8	7.0	4.0	0.7	0.1	0.0	0.0	0.0	0.0	0.0	0.0	
225-254	1.0	6.3	6.2	1.8	0.3	0.0	0.0	0.0	0.0	0.0	0.0	
255-284	0.7	5.0	4.4	1.1	0.2	0.0	0.0	0.0	0.0	0.0	0.0	
285-314	0.8	3.1	1.0	0.1	0.0	0.0	0.0	0.0	0.0	0.0	0.0	
315-344	0.7	2.9	0.9	0.0	0.0	0.0	0.0	0.0	0.0	0.0	0.0	

Frequency (%) of wind speed and direction for hour 15-16

Calm: 0.1%
Variable: 4.7%

Wind direction (°)	Wind speed (kt) 1-5	6-10	11-15	16-20	21-25	26-30	31-35	36-40	41-45	46-50	>50	N/A
345-14	0.8	2.4	1.0	0.1	0.0	0.0	0.0	0.0	0.0	0.0	0.0	
15-44	0.7	3.4	2.2	0.3	0.0	0.0	0.0	0.0	0.0	0.0	0.0	
45-74	1.6	5.4	2.7	0.3	0.0	0.0	0.0	0.0	0.0	0.0	0.0	
75-104	2.2	2.0	0.3	0.0	0.0	0.0	0.0	0.0	0.0	0.0	0.0	
105-134	1.9	2.4	0.2	0.0	0.0	0.0	0.0	0.0	0.0	0.0	0.0	
135-164	2.0	2.8	0.3	0.0	0.0	0.0	0.0	0.0	0.0	0.0	0.0	
165-194	2.6	5.1	1.2	0.1	0.0	0.0	0.0	0.0	0.0	0.0	0.0	0.0
195-224	1.8	6.5	3.8	0.7	0.0	0.0	0.0	0.0	0.0	0.0	0.0	
225-254	1.0	6.6	5.6	1.3	0.2	0.0	0.0	0.0	0.0	0.0	0.0	
255-284	1.1	4.9	4.7	1.0	0.2	0.1	0.0	0.0	0.0	0.0	0.0	
285-314	1.1	3.7	0.9	0.1	0.0	0.0	0.0	0.0	0.0	0.0	0.0	
315-344	1.1	3.1	1.0	0.0	0.0	0.0	0.0	0.0	0.0	0.0	0.0	

Email: climatologie@airport.etat.lu
Tél: +352 4798-27003

© Copyright MeteoLux. All rights reserved.

Administration de la navigation aérienne
4, route de Trèves
L-2632 Luxembourg

Frequency (%) of wind speed and direction for hour 16-17

Calm: 0.1%
Variable: 3.8%

Wind direction (°)	Wind speed (kt) 1-5	6-10	11-15	16-20	21-25	26-30	31-35	36-40	41-45	46-50	>50	N/A
345-14	0.9	2.6	1.0	0.0	0.0	0.0	0.0	0.0	0.0	0.0	0.0	
15-44	0.9	3.3	2.0	0.3	0.0	0.0	0.0	0.0	0.0	0.0	0.0	
45-74	1.9	5.8	2.9	0.3	0.1	0.0	0.0	0.0	0.0	0.0	0.0	
75-104	2.8	1.8	0.2	0.0	0.0	0.0	0.0	0.0	0.0	0.0	0.0	
105-134	2.5	2.1	0.1	0.0	0.0	0.0	0.0	0.0	0.0	0.0	0.0	
135-164	2.8	2.6	0.2	0.0	0.0	0.0	0.0	0.0	0.0	0.0	0.0	
165-194	2.8	4.3	1.0	0.1	0.0	0.0	0.0	0.0	0.0	0.0	0.0	0.0
195-224	2.1	6.7	3.2	0.6	0.0	0.0	0.0	0.0	0.0	0.0	0.0	
225-254	1.1	6.8	4.4	1.1	0.1	0.0	0.0	0.0	0.0	0.0	0.0	
255-284	1.0	6.1	3.7	0.9	0.2	0.0	0.0	0.0	0.0	0.0	0.0	
285-314	1.2	3.9	1.1	0.1	0.0	0.0	0.0	0.0	0.0	0.0	0.0	
315-344	1.0	3.5	0.8	0.1	0.0	0.0	0.0	0.0	0.0	0.0	0.0	

Frequency (%) of wind speed and direction for hour 17-18

Calm: 0.3%
Variable: 3.0%

Wind direction (°)	Wind speed (kt) 1-5	6-10	11-15	16-20	21-25	26-30	31-35	36-40	41-45	46-50	>50	N/A
345-14	1.0	3.2	0.8	0.0	0.0	0.0	0.0	0.0	0.0	0.0	0.0	
15-44	0.8	3.5	2.0	0.3	0.0	0.0	0.0	0.0	0.0	0.0	0.0	
45-74	2.4	6.0	2.4	0.2	0.0	0.0	0.0	0.0	0.0	0.0	0.0	
75-104	3.4	2.1	0.2	0.0	0.0	0.0	0.0	0.0	0.0	0.0	0.0	
105-134	2.6	1.8	0.0	0.0	0.0	0.0	0.0	0.0	0.0	0.0	0.0	
135-164	2.8	2.1	0.1	0.0	0.0	0.0	0.0	0.0	0.0	0.0	0.0	
165-194	3.0	4.0	0.9	0.1	0.0	0.0	0.0	0.0	0.0	0.0	0.0	0.0
195-224	2.8	6.7	2.2	0.5	0.1	0.0	0.0	0.0	0.0	0.0	0.0	
225-254	1.7	7.1	3.7	0.9	0.1	0.0	0.0	0.0	0.0	0.0	0.0	
255-284	1.3	5.8	3.5	0.7	0.2	0.0	0.0	0.0	0.0	0.0	0.0	
285-314	2.3	3.9	0.8	0.1	0.0	0.0	0.0	0.0	0.0	0.0	0.0	
315-344	1.7	3.5	0.7	0.0	0.0	0.0	0.0	0.0	0.0	0.0	0.0	

Frequency (%) of wind speed and direction for hour 18-19

Calm: 0.6%
Variable: 2.6%

Wind direction (°)	Wind speed (kt) 1-5	6-10	11-15	16-20	21-25	26-30	31-35	36-40	41-45	46-50	>50	N/A
345-14	1.3	3.7	0.5	0.0	0.0	0.0	0.0	0.0	0.0	0.0	0.0	
15-44	0.9	4.3	2.1	0.2	0.0	0.0	0.0	0.0	0.0	0.0	0.0	
45-74	2.6	6.2	1.7	0.2	0.0	0.0	0.0	0.0	0.0	0.0	0.0	
75-104	3.6	2.3	0.2	0.0	0.0	0.0	0.0	0.0	0.0	0.0	0.0	
105-134	3.0	1.3	0.0	0.0	0.0	0.0	0.0	0.0	0.0	0.0	0.0	
135-164	2.7	1.6	0.1	0.0	0.0	0.0	0.0	0.0	0.0	0.0	0.0	
165-194	3.1	4.0	0.8	0.0	0.0	0.0	0.0	0.0	0.0	0.0	0.0	0.0
195-224	3.0	6.2	2.3	0.4	0.1	0.0	0.0	0.0	0.0	0.0	0.0	
225-254	2.2	5.9	3.3	0.5	0.1	0.0	0.0	0.0	0.0	0.0	0.0	
255-284	2.2	6.1	2.4	0.6	0.2	0.0	0.0	0.0	0.0	0.0	0.0	
285-314	2.9	3.8	0.6	0.1	0.0	0.0	0.0	0.0	0.0	0.0	0.0	
315-344	2.3	3.8	0.4	0.0	0.0	0.0	0.0	0.0	0.0	0.0	0.0	

Frequency (%) of wind speed and direction for hour 19-20

Calm: 0.4%
Variable: 3.1%

Wind direction (°)	Wind speed (kt) 1-5	6-10	11-15	16-20	21-25	26-30	31-35	36-40	41-45	46-50	>50	N/A
345-14	1.8	4.2	0.4	0.0	0.0	0.0	0.0	0.0	0.0	0.0	0.0	
15-44	1.1	4.4	2.2	0.2	0.0	0.0	0.0	0.0	0.0	0.0	0.0	
45-74	2.8	6.8	1.8	0.2	0.0	0.0	0.0	0.0	0.0	0.0	0.0	
75-104	3.3	2.1	0.1	0.0	0.0	0.0	0.0	0.0	0.0	0.0	0.0	
105-134	2.3	1.0	0.0	0.0	0.0	0.0	0.0	0.0	0.0	0.0	0.0	
135-164	2.5	1.3	0.1	0.0	0.0	0.0	0.0	0.0	0.0	0.0	0.0	
165-194	3.0	4.2	0.7	0.0	0.0	0.0	0.0	0.0	0.0	0.0	0.0	0.0
195-224	3.3	5.9	2.1	0.5	0.0	0.0	0.0	0.0	0.0	0.0	0.0	
225-254	2.9	5.6	2.8	0.6	0.1	0.0	0.0	0.0	0.0	0.0	0.0	
255-284	3.2	5.4	1.6	0.5	0.1	0.0	0.0	0.0	0.0	0.0	0.0	
285-314	3.7	3.4	0.4	0.1	0.0	0.0	0.0	0.0	0.0	0.0	0.0	
315-344	2.7	3.5	0.4	0.0	0.0	0.0	0.0	0.0	0.0	0.0	0.0	

Email: climatologie@airport.etat.lu
Tél: +352 4798-27003

© Copyright MeteoLux. All rights reserved.

Administration de la navigation aérienne
4, route de Trèves
L-2632 Luxembourg

Frequency (%) of wind speed and direction for hour 20-21

Calm: 0.5%
Variable: 3.4%

Wind direction (°)	Wind speed (kt) 1-5	6-10	11-15	16-20	21-25	26-30	31-35	36-40	41-45	46-50	>50	N/A
345-14	1.7	4.7	0.5	0.0	0.0	0.0	0.0	0.0	0.0	0.0	0.0	
15-44	1.2	5.1	2.6	0.2	0.0	0.0	0.0	0.0	0.0	0.0	0.0	
45-74	2.6	8.1	2.0	0.1	0.0	0.0	0.0	0.0	0.0	0.0	0.0	
75-104	3.2	1.5	0.1	0.0	0.0	0.0	0.0	0.0	0.0	0.0	0.0	
105-134	1.9	0.8	0.0	0.0	0.0	0.0	0.0	0.0	0.0	0.0	0.0	
135-164	2.5	1.4	0.1	0.0	0.0	0.0	0.0	0.0	0.0	0.0	0.0	0.1
165-194	3.3	4.0	0.6	0.0	0.0	0.0	0.0	0.0	0.0	0.0	0.0	
195-224	3.0	6.1	1.9	0.4	0.1	0.0	0.0	0.0	0.0	0.0	0.0	
225-254	2.7	5.3	2.5	0.9	0.1	0.0	0.0	0.0	0.0	0.0	0.0	
255-284	3.6	4.8	1.5	0.7	0.1	0.0	0.0	0.0	0.0	0.0	0.0	
285-314	3.0	3.6	0.3	0.0	0.0	0.0	0.0	0.0	0.0	0.0	0.0	
315-344	2.3	3.6	0.2	0.0	0.0	0.0	0.0	0.0	0.0	0.0	0.0	

Frequency (%) of wind speed and direction for hour 21-22

Calm: 0.6%
Variable: 3.5%

Wind direction (°)	Wind speed (kt) 1-5	6-10	11-15	16-20	21-25	26-30	31-35	36-40	41-45	46-50	>50	N/A
345-14	1.5	4.4	0.5	0.0	0.0	0.0	0.0	0.0	0.0	0.0	0.0	
15-44	1.8	6.8	2.7	0.2	0.0	0.0	0.0	0.0	0.0	0.0	0.0	
45-74	2.6	7.8	1.8	0.2	0.0	0.0	0.0	0.0	0.0	0.0	0.0	
75-104	2.8	1.4	0.1	0.0	0.0	0.0	0.0	0.0	0.0	0.0	0.0	
105-134	1.9	1.0	0.0	0.0	0.0	0.0	0.0	0.0	0.0	0.0	0.0	
135-164	2.1	1.2	0.1	0.0	0.0	0.0	0.0	0.0	0.0	0.0	0.0	0.0
165-194	3.3	4.1	0.6	0.0	0.0	0.0	0.0	0.0	0.0	0.0	0.0	
195-224	3.0	6.3	2.1	0.4	0.1	0.0	0.0	0.0	0.0	0.0	0.0	
225-254	2.9	4.5	2.7	0.8	0.1	0.0	0.0	0.0	0.0	0.0	0.0	
255-284	3.8	4.7	1.4	0.6	0.1	0.0	0.0	0.0	0.0	0.0	0.0	
285-314	2.8	3.2	0.4	0.1	0.0	0.0	0.0	0.0	0.0	0.0	0.0	
315-344	2.2	3.5	0.3	0.0	0.0	0.0	0.0	0.0	0.0	0.0	0.0	

Frequency (%) of wind speed and direction for hour 22-23

Calm: 0.6%
Variable: 3.4%

Wind direction (°)	Wind speed (kt) 1-5	6-10	11-15	16-20	21-25	26-30	31-35	36-40	41-45	46-50	>50	N/A
345-14	1.8	3.9	0.4	0.0	0.0	0.0	0.0	0.0	0.0	0.0	0.0	
15-44	2.3	7.9	2.9	0.2	0.0	0.0	0.0	0.0	0.0	0.0	0.0	
45-74	3.1	7.8	1.7	0.2	0.0	0.0	0.0	0.0	0.0	0.0	0.0	
75-104	2.4	1.0	0.1	0.0	0.0	0.0	0.0	0.0	0.0	0.0	0.0	
105-134	1.9	0.8	0.0	0.0	0.0	0.0	0.0	0.0	0.0	0.0	0.0	
135-164	2.2	1.0	0.2	0.0	0.0	0.0	0.0	0.0	0.0	0.0	0.0	
165-194	3.3	4.3	0.6	0.0	0.0	0.0	0.0	0.0	0.0	0.0	0.0	0.0
195-224	3.1	5.9	2.0	0.4	0.1	0.0	0.0	0.0	0.0	0.0	0.0	
225-254	3.6	4.5	2.9	0.7	0.1	0.0	0.0	0.0	0.0	0.0	0.0	
255-284	3.7	4.3	1.3	0.6	0.1	0.0	0.0	0.0	0.0	0.0	0.0	
285-314	2.6	3.1	0.3	0.0	0.0	0.0	0.0	0.0	0.0	0.0	0.0	
315-344	2.0	3.3	0.3	0.0	0.0	0.0	0.0	0.0	0.0	0.0	0.0	

Frequency (%) of wind speed and direction for hour 23-24

Calm: 0.8%
Variable: 3.2%

Wind direction (°)	Wind speed (kt) 1-5	6-10	11-15	16-20	21-25	26-30	31-35	36-40	41-45	46-50	>50	N/A
345-14	1.8	3.7	0.5	0.0	0.0	0.0	0.0	0.0	0.0	0.0	0.0	
15-44	2.5	8.6	3.0	0.2	0.0	0.0	0.0	0.0	0.0	0.0	0.0	
45-74	3.0	8.0	1.9	0.1	0.0	0.0	0.0	0.0	0.0	0.0	0.0	
75-104	2.2	1.0	0.1	0.0	0.0	0.0	0.0	0.0	0.0	0.0	0.0	
105-134	1.8	0.6	0.0	0.0	0.0	0.0	0.0	0.0	0.0	0.0	0.0	
135-164	2.1	1.1	0.1	0.0	0.0	0.0	0.0	0.0	0.0	0.0	0.0	
165-194	3.1	4.4	0.6	0.0	0.0	0.0	0.0	0.0	0.0	0.0	0.0	0.1
195-224	3.6	5.6	1.9	0.5	0.1	0.0	0.0	0.0	0.0	0.0	0.0	
225-254	3.6	4.5	3.0	0.8	0.2	0.0	0.0	0.0	0.0	0.0	0.0	
255-284	3.9	4.2	1.5	0.4	0.1	0.0	0.0	0.0	0.0	0.0	0.0	
285-314	2.7	2.8	0.3	0.0	0.0	0.0	0.0	0.0	0.0	0.0	0.0	
315-344	1.9	2.8	0.2	0.0	0.0	0.0	0.0	0.0	0.0	0.0	0.0	

Email: climatologie@airport.etat.lu
Tél: +352 4798-27003

© Copyright MeteoLux. All rights reserved.

Administration de la navigation aérienne
4, route de Trèves
L-2632 Luxembourg

1.3 Head/tailwind and crosswind RWY 24 (06)

The algorithm used to derive crosswind and tailwind information takes account of the runway alignment.
Headwind:
Wind speed x cos (deviation between wind direction and runway direction). A positive value denotes a headwind, and a negative value denotes a tailwind.
Crosswind:
Wind speed x sin (deviation between wind direction and runway direction). A positive value denotes a crosswind from the right, and a negative value denotes a crosswind from the left.
For the calculation of the wind components no use of gusts are made.

1.3.1 Head/tailwind and crosswind RWY 24 (06) per ten-year period

Frequency (%) of runway wind for 2016 to 2025

Calm: 0.5%
Variable: 4.8%

RWY Wind	Wind speed (kt)	1-5	6-10	11-15	16-20	21-25	26-30	31-35	36-40	41-45	46-50	>50	N/A
	Tailwind	17.7	15.8	4.1	0.4	0.0	0.0	0.0	0.0	0.0	0.0	0.0	0.0
	Headwind	25.1	18.5	7.8	1.9	0.3	0.0	0.0	0.0	0.0	0.0	0.0	
	Left Crosswind	29.8	10.3	0.6	0.0	0.0	0.0	0.0	0.0	0.0	0.0	0.0	
	Right Crosswind	33.3	10.9	0.9	0.0	0.0	0.0	0.0	0.0	0.0	0.0	0.0	

1.3.2 Head/tailwind and crosswind RWY 24 (06) per season

Frequency (%) of runway wind for Winter

Calm: 0.3%
Variable: 3.5%

RWY Wind	Wind speed (kt)	1-5	6-10	11-15	16-20	21-25	26-30	31-35	36-40	41-45	46-50	>50	N/A
	Tailwind	13.1	11.4	3.8	0.6	0.0	0.0	0.0	0.0	0.0	0.0	0.0	0.1
	Headwind	25.2	22.9	12.1	3.9	0.7	0.1	0.0	0.0	0.0	0.0	0.0	
	Left Crosswind	33.7	14.0	1.0	0.0	0.0	0.0	0.0	0.0	0.0	0.0	0.0	
	Right Crosswind	29.0	8.0	0.8	0.0	0.0	0.0	0.0	0.0	0.0	0.0	0.0	

Frequency (%) of runway wind for Spring

Calm: 0.6%
Variable: 4.5%

RWY Wind	Wind speed (kt)	1-5	6-10	11-15	16-20	21-25	26-30	31-35	36-40	41-45	46-50	>50	N/A
	Tailwind	19.1	22.2	6.8	0.7	0.0	0.0	0.0	0.0	0.0	0.0	0.0	0.0
	Headwind	20.5	13.6	6.6	1.9	0.2	0.0	0.0	0.0	0.0	0.0	0.0	
	Left Crosswind	25.6	9.3	0.6	0.0	0.0	0.0	0.0	0.0	0.0	0.0	0.0	
	Right Crosswind	35.0	13.7	1.5	0.1	0.0	0.0	0.0	0.0	0.0	0.0	0.0	

Frequency (%) of runway wind for Summer

Calm: 0.6%
Variable: 7.0%

RWY Wind	Wind speed (kt)	1-5	6-10	11-15	16-20	21-25	26-30	31-35	36-40	41-45	46-50	>50	N/A
	Tailwind	19.5	15.5	2.3	0.0	0.0	0.0	0.0	0.0	0.0	0.0	0.0	0.0
	Headwind	27.2	18.4	5.5	0.6	0.0	0.0	0.0	0.0	0.0	0.0	0.0	
	Left Crosswind	26.0	5.1	0.1	0.0	0.0	0.0	0.0	0.0	0.0	0.0	0.0	
	Right Crosswind	38.0	14.6	0.8	0.0	0.0	0.0	0.0	0.0	0.0	0.0	0.0	

Frequency (%) of runway wind for Autumn

Calm: 0.3%
Variable: 4.5%

RWY Wind	Wind speed (kt)	1-5	6-10	11-15	16-20	21-25	26-30	31-35	36-40	41-45	46-50	>50	N/A
	Tailwind	18.9	13.8	3.0	0.3	0.0	0.0	0.0	0.0	0.0	0.0	0.0	0.0
	Headwind	27.7	19.9	7.0	1.2	0.1	0.0	0.0	0.0	0.0	0.0	0.0	
	Left Crosswind	35.0	12.5	0.5	0.0	0.0	0.0	0.0	0.0	0.0	0.0	0.0	
	Right Crosswind	30.7	7.2	0.5	0.0	0.0	0.0	0.0	0.0	0.0	0.0	0.0	

Email: climatologie@airport.etat.lu
Tél: +352 4798-27003
© Copyright MeteoLux. All rights reserved.
Administration de la navigation aérienne
4, route de Trèves
L-2632 Luxembourg

1.3.3 Head/tailwind and crosswind RWY 24 (06) per month

Frequency (%) of runway wind for January

Calm: 0.4%
Variable: 3.4%

RWY Wind	Wind speed (kt)	1-5	6-10	11-15	16-20	21-25	26-30	31-35	36-40	41-45	46-50	>50	N/A
	Tailwind	13.4	11.5	3.4	0.6	0.0	0.0	0.0	0.0	0.0	0.0	0.0	0.2
	Headwind	23.8	24.2	12.5	3.9	0.4	0.0	0.0	0.0	0.0	0.0	0.0	
	Left Crosswind	29.6	13.2	0.9	0.0	0.0	0.0	0.0	0.0	0.0	0.0	0.0	
	Right Crosswind	32.7	10.1	0.9	0.1	0.0	0.0	0.0	0.0	0.0	0.0	0.0	

Frequency (%) of runway wind for February

Calm: 0.4%
Variable: 2.5%

RWY Wind	Wind speed (kt)	1-5	6-10	11-15	16-20	21-25	26-30	31-35	36-40	41-45	46-50	>50	N/A
	Tailwind	13.7	13.0	6.2	1.4	0.1	0.0	0.0	0.0	0.0	0.0	0.0	0.0
	Headwind	22.3	19.1	13.0	4.4	1.3	0.1	0.0	0.0	0.0	0.0	0.0	
	Left Crosswind	34.9	13.0	0.9	0.0	0.0	0.0	0.0	0.0	0.0	0.0	0.0	
	Right Crosswind	27.9	7.9	0.8	0.1	0.0	0.0	0.0	0.0	0.0	0.0	0.0	

Frequency (%) of runway wind for March

Calm: 0.2%
Variable: 3.3%

RWY Wind	Wind speed (kt)	1-5	6-10	11-15	16-20	21-25	26-30	31-35	36-40	41-45	46-50	>50	N/A
	Tailwind	18.6	18.3	6.7	1.3	0.0	0.0	0.0	0.0	0.0	0.0	0.0	0.0
	Headwind	19.9	14.7	9.8	3.3	0.5	0.1	0.0	0.0	0.0	0.0	0.0	
	Left Crosswind	30.6	12.0	0.7	0.0	0.0	0.0	0.0	0.0	0.0	0.0	0.0	
	Right Crosswind	31.8	10.2	1.4	0.1	0.0	0.0	0.0	0.0	0.0	0.0	0.0	

Frequency (%) of runway wind for April

Calm: 0.5%
Variable: 4.9%

RWY Wind	Wind speed (kt)	1-5	6-10	11-15	16-20	21-25	26-30	31-35	36-40	41-45	46-50	>50	N/A
	Tailwind	19.4	24.8	6.9	0.6	0.0	0.0	0.0	0.0	0.0	0.0	0.0	0.0
	Headwind	20.4	12.2	5.5	1.5	0.2	0.0	0.0	0.0	0.0	0.0	0.0	
	Left Crosswind	23.6	9.3	0.8	0.0	0.0	0.0	0.0	0.0	0.0	0.0	0.0	
	Right Crosswind	36.4	14.0	1.3	0.1	0.0	0.0	0.0	0.0	0.0	0.0	0.0	

Frequency (%) of runway wind for May

Calm: 1.0%
Variable: 5.2%

RWY Wind	Wind speed (kt)	1-5	6-10	11-15	16-20	21-25	26-30	31-35	36-40	41-45	46-50	>50	N/A
	Tailwind	19.2	23.5	6.7	0.3	0.0	0.0	0.0	0.0	0.0	0.0	0.0	0.0
	Headwind	21.3	14.0	4.6	0.8	0.1	0.0	0.0	0.0	0.0	0.0	0.0	
	Left Crosswind	22.5	6.6	0.2	0.0	0.0	0.0	0.0	0.0	0.0	0.0	0.0	
	Right Crosswind	36.7	17.0	1.8	0.0	0.0	0.0	0.0	0.0	0.0	0.0	0.0	

Frequency (%) of runway wind for June

Calm: 0.9%
Variable: 6.8%

RWY Wind	Wind speed (kt)	1-5	6-10	11-15	16-20	21-25	26-30	31-35	36-40	41-45	46-50	>50	N/A
	Tailwind	20.5	19.1	3.3	0.0	0.0	0.0	0.0	0.0	0.0	0.0	0.0	0.0
	Headwind	24.4	16.6	4.7	0.6	0.0	0.0	0.0	0.0	0.0	0.0	0.0	
	Left Crosswind	27.4	6.1	0.2	0.0	0.0	0.0	0.0	0.0	0.0	0.0	0.0	
	Right Crosswind	36.6	12.9	0.7	0.0	0.0	0.0	0.0	0.0	0.0	0.0	0.0	

Email: climatologie@airport.etat.lu
Tél: +352 4798-27003
© Copyright MeteoLux. All rights reserved.
Administration de la navigation aérienne
4, route de Trèves
L-2632 Luxembourg

Frequency (%) of runway wind for July

Calm: 0.7%
Variable: 6.9%

RWY Wind	Wind speed (kt)	1-5	6-10	11-15	16-20	21-25	26-30	31-35	36-40	41-45	46-50	>50	N/A
	Tailwind	19.3	13.0	1.2	0.0	0.0	0.0	0.0	0.0	0.0	0.0	0.0	0.0
	Headwind	28.6	19.3	7.0	0.6	0.0	0.0	0.0	0.0	0.0	0.0	0.0	
	Left Crosswind	23.0	4.0	0.1	0.0	0.0	0.0	0.0	0.0	0.0	0.0	0.0	
	Right Crosswind	39.5	17.8	1.0	0.0	0.0	0.0	0.0	0.0	0.0	0.0	0.0	

Frequency (%) of runway wind for August

Calm: 0.3%
Variable: 7.2%

RWY Wind	Wind speed (kt)	1-5	6-10	11-15	16-20	21-25	26-30	31-35	36-40	41-45	46-50	>50	N/A
	Tailwind	18.8	14.4	2.5	0.0	0.0	0.0	0.0	0.0	0.0	0.0	0.0	0.0
	Headwind	28.6	19.2	4.8	0.7	0.1	0.0	0.0	0.0	0.0	0.0	0.0	
	Left Crosswind	27.6	5.2	0.1	0.0	0.0	0.0	0.0	0.0	0.0	0.0	0.0	
	Right Crosswind	37.7	13.1	0.7	0.0	0.0	0.0	0.0	0.0	0.0	0.0	0.0	

Frequency (%) of runway wind for September

Calm: 0.3%
Variable: 6.3%

RWY Wind	Wind speed (kt)	1-5	6-10	11-15	16-20	21-25	26-30	31-35	36-40	41-45	46-50	>50	N/A
	Tailwind	23.2	16.5	3.1	0.2	0.0	0.0	0.0	0.0	0.0	0.0	0.0	0.0
	Headwind	24.1	16.6	5.8	0.9	0.1	0.0	0.0	0.0	0.0	0.0	0.0	
	Left Crosswind	32.3	6.4	0.1	0.0	0.0	0.0	0.0	0.0	0.0	0.0	0.0	
	Right Crosswind	36.1	9.6	0.6	0.0	0.0	0.0	0.0	0.0	0.0	0.0	0.0	

Frequency (%) of runway wind for October

Calm: 0.3%
Variable: 3.5%

RWY Wind	Wind speed (kt)	1-5	6-10	11-15	16-20	21-25	26-30	31-35	36-40	41-45	46-50	>50	N/A
	Tailwind	16.3	14.8	2.9	0.3	0.0	0.0	0.0	0.0	0.0	0.0	0.0	0.0
	Headwind	28.3	21.3	7.2	1.4	0.2	0.0	0.0	0.0	0.0	0.0	0.0	
	Left Crosswind	35.2	15.3	0.6	0.0	0.0	0.0	0.0	0.0	0.0	0.0	0.0	
	Right Crosswind	29.6	6.1	0.5	0.0	0.0	0.0	0.0	0.0	0.0	0.0	0.0	

Frequency (%) of runway wind for November

Calm: 0.3%
Variable: 3.8%

RWY Wind	Wind speed (kt)	1-5	6-10	11-15	16-20	21-25	26-30	31-35	36-40	41-45	46-50	>50	N/A
	Tailwind	17.2	10.0	3.0	0.4	0.0	0.0	0.0	0.0	0.0	0.0	0.0	0.0
	Headwind	30.8	21.8	8.1	1.3	0.1	0.0	0.0	0.0	0.0	0.0	0.0	
	Left Crosswind	37.4	15.7	0.9	0.0	0.0	0.0	0.0	0.0	0.0	0.0	0.0	
	Right Crosswind	26.4	5.8	0.5	0.0	0.0	0.0	0.0	0.0	0.0	0.0	0.0	

Frequency (%) of runway wind for December

Calm: 0.1%
Variable: 4.1%

RWY Wind	Wind speed (kt)	1-5	6-10	11-15	16-20	21-25	26-30	31-35	36-40	41-45	46-50	>50	N/A
	Tailwind	12.9	11.0	3.0	0.3	0.1	0.0	0.0	0.0	0.0	0.0	0.0	0.0
	Headwind	28.2	23.3	10.5	3.4	0.3	0.0	0.0	0.0	0.0	0.0	0.0	
	Left Crosswind	34.3	16.5	1.3	0.1	0.0	0.0	0.0	0.0	0.0	0.0	0.0	
	Right Crosswind	27.8	6.3	0.6	0.0	0.0	0.0	0.0	0.0	0.0	0.0	0.0	

Email: climatologie@airport.etat.lu
Tél: +352 4798-27003

© Copyright MeteoLux. All rights reserved.

Administration de la navigation aérienne
4, route de Trèves
L-2632 Luxembourg

1.4 Wind gusts

1.4.1 Wind gusts per ten-year period

Frequency (%) of wind gusts for 2016 to 2025

Calm: 0.5%
Variable: 4.8%

Wind gust direction (°)	Wind gust speed (kt)											
	10-15	16-20	21-25	26-30	31-35	36-40	41-45	46-50	51-55	56-60	>60	N/A
360	0.00	0.01	0.00	0.00	0.00	0.00	0.00	0.00	0.00	0.00	0.00	
10	0.00	0.00	0.00	0.00	0.00	0.00	0.00	0.00	0.00	0.00	0.00	
20	0.00	0.00	0.00	0.00	0.00	0.00	0.00	0.00	0.00	0.00	0.00	
30	0.00	0.00	0.00	0.00	0.00	0.00	0.00	0.00	0.00	0.00	0.00	
40	0.00	0.00	0.00	0.00	0.00	0.00	0.00	0.00	0.00	0.00	0.00	
50	0.00	0.00	0.00	0.00	0.00	0.00	0.00	0.00	0.00	0.00	0.00	
60	0.00	0.00	0.00	0.01	0.00	0.00	0.00	0.00	0.00	0.00	0.00	
70	0.00	0.00	0.01	0.01	0.00	0.00	0.00	0.00	0.00	0.00	0.00	
80	0.00	0.00	0.01	0.00	0.00	0.00	0.00	0.00	0.00	0.00	0.00	
90	0.00	0.00	0.01	0.00	0.00	0.00	0.00	0.00	0.00	0.00	0.00	
100	0.00	0.00	0.00	0.00	0.00	0.00	0.00	0.00	0.00	0.00	0.00	
110	0.00	0.00	0.00	0.00	0.00	0.00	0.00	0.00	0.00	0.00	0.00	
120	0.00	0.00	0.00	0.00	0.00	0.00	0.00	0.00	0.00	0.00	0.00	
130	0.00	0.00	0.00	0.00	0.00	0.00	0.00	0.00	0.00	0.00	0.00	
140	0.00	0.00	0.00	0.00	0.00	0.00	0.00	0.00	0.00	0.00	0.00	
150	0.00	0.00	0.00	0.00	0.00	0.00	0.00	0.00	0.00	0.00	0.00	
160	0.00	0.00	0.00	0.00	0.00	0.00	0.00	0.00	0.00	0.00	0.00	
170	0.00	0.00	0.00	0.00	0.00	0.00	0.00	0.00	0.00	0.00	0.00	
180	0.00	0.00	0.01	0.01	0.00	0.00	0.00	0.00	0.00	0.00	0.00	0.0
190	0.00	0.00	0.01	0.01	0.00	0.00	0.00	0.00	0.00	0.00	0.00	
200	0.00	0.00	0.02	0.02	0.01	0.00	0.00	0.00	0.00	0.00	0.00	
210	0.00	0.00	0.02	0.03	0.01	0.00	0.00	0.00	0.00	0.00	0.00	
220	0.00	0.00	0.05	0.09	0.04	0.01	0.00	0.00	0.00	0.00	0.00	
230	0.00	0.00	0.06	0.10	0.03	0.01	0.00	0.00	0.00	0.00	0.00	
240	0.00	0.00	0.03	0.07	0.05	0.01	0.00	0.00	0.00	0.00	0.00	
250	0.00	0.00	0.02	0.05	0.04	0.02	0.00	0.00	0.00	0.00	0.00	
260	0.00	0.00	0.01	0.06	0.05	0.01	0.01	0.00	0.00	0.00	0.00	
270	0.00	0.01	0.01	0.03	0.03	0.01	0.00	0.00	0.00	0.00	0.00	
280	0.00	0.01	0.01	0.02	0.01	0.00	0.00	0.00	0.00	0.00	0.00	
290	0.00	0.01	0.01	0.01	0.01	0.00	0.00	0.00	0.00	0.00	0.00	
300	0.00	0.01	0.01	0.00	0.00	0.00	0.00	0.00	0.00	0.00	0.00	
310	0.00	0.01	0.01	0.00	0.00	0.00	0.00	0.00	0.00	0.00	0.00	
320	0.00	0.01	0.01	0.00	0.00	0.00	0.00	0.00	0.00	0.00	0.00	
330	0.00	0.01	0.01	0.00	0.00	0.00	0.00	0.00	0.00	0.00	0.00	
340	0.00	0.01	0.01	0.00	0.00	0.00	0.00	0.00	0.00	0.00	0.00	
350	0.00	0.00	0.00	0.00	0.00	0.00	0.00	0.00	0.00	0.00	0.00	

Email: climatologie@airport.etat.lu
Tél: +352 4798-27003

© Copyright MeteoLux. All rights reserved.

Administration de la navigation aérienne
4, route de Trèves
L-2632 Luxembourg

1.4.2 Wind gusts per season

Frequency (%) of wind gusts for Winter

Calm: 0.3%
Variable: 3.5%

Wind gust direction (°)	Wind gust speed (kt) 10-15	16-20	21-25	26-30	31-35	36-40	41-45	46-50	51-55	56-60	>60	N/A
360	0.00	0.00	0.00	0.00	0.00	0.00	0.00	0.00	0.00	0.00	0.00	
10	0.00	0.00	0.00	0.00	0.00	0.00	0.00	0.00	0.00	0.00	0.00	
20	0.00	0.00	0.00	0.00	0.00	0.00	0.00	0.00	0.00	0.00	0.00	
30	0.00	0.00	0.00	0.00	0.00	0.00	0.00	0.00	0.00	0.00	0.00	
40	0.00	0.00	0.00	0.00	0.00	0.00	0.00	0.00	0.00	0.00	0.00	
50	0.00	0.00	0.00	0.00	0.00	0.00	0.00	0.00	0.00	0.00	0.00	
60	0.00	0.00	0.00	0.01	0.00	0.00	0.00	0.00	0.00	0.00	0.00	
70	0.00	0.00	0.02	0.02	0.00	0.00	0.00	0.00	0.00	0.00	0.00	
80	0.00	0.00	0.01	0.00	0.00	0.00	0.00	0.00	0.00	0.00	0.00	
90	0.00	0.00	0.01	0.00	0.00	0.00	0.00	0.00	0.00	0.00	0.00	
100	0.00	0.00	0.00	0.00	0.00	0.00	0.00	0.00	0.00	0.00	0.00	
110	0.00	0.00	0.00	0.00	0.00	0.00	0.00	0.00	0.00	0.00	0.00	
120	0.00	0.00	0.00	0.00	0.00	0.00	0.00	0.00	0.00	0.00	0.00	
130	0.00	0.00	0.00	0.00	0.00	0.00	0.00	0.00	0.00	0.00	0.00	
140	0.00	0.00	0.00	0.00	0.00	0.00	0.00	0.00	0.00	0.00	0.00	
150	0.00	0.00	0.01	0.00	0.00	0.00	0.00	0.00	0.00	0.00	0.00	
160	0.00	0.00	0.00	0.00	0.00	0.00	0.00	0.00	0.00	0.00	0.00	
170	0.00	0.00	0.01	0.01	0.00	0.00	0.00	0.00	0.00	0.00	0.00	
180	0.00	0.00	0.01	0.03	0.00	0.00	0.00	0.00	0.00	0.00	0.00	0.1
190	0.00	0.00	0.02	0.04	0.02	0.00	0.00	0.00	0.00	0.00	0.00	
200	0.00	0.00	0.02	0.05	0.02	0.00	0.00	0.00	0.00	0.00	0.00	
210	0.00	0.00	0.03	0.04	0.03	0.01	0.00	0.00	0.00	0.00	0.00	
220	0.00	0.00	0.09	0.18	0.08	0.04	0.00	0.00	0.00	0.00	0.00	
230	0.00	0.00	0.08	0.26	0.06	0.01	0.00	0.00	0.00	0.00	0.00	
240	0.00	0.00	0.03	0.11	0.12	0.02	0.00	0.00	0.00	0.00	0.00	
250	0.00	0.00	0.02	0.11	0.09	0.05	0.01	0.01	0.00	0.00	0.00	
260	0.00	0.00	0.02	0.13	0.12	0.03	0.03	0.00	0.00	0.00	0.00	
270	0.00	0.01	0.02	0.06	0.06	0.03	0.01	0.00	0.00	0.00	0.00	
280	0.00	0.00	0.02	0.05	0.01	0.00	0.00	0.00	0.00	0.00	0.00	
290	0.01	0.02	0.02	0.03	0.01	0.00	0.00	0.00	0.00	0.00	0.00	
300	0.00	0.01	0.03	0.01	0.00	0.00	0.00	0.00	0.00	0.00	0.00	
310	0.00	0.01	0.01	0.00	0.00	0.00	0.00	0.00	0.00	0.00	0.00	
320	0.00	0.01	0.01	0.00	0.00	0.00	0.00	0.00	0.00	0.00	0.00	
330	0.00	0.00	0.01	0.00	0.00	0.00	0.00	0.00	0.00	0.00	0.00	
340	0.00	0.00	0.00	0.01	0.00	0.00	0.00	0.00	0.00	0.00	0.00	
350	0.00	0.00	0.00	0.00	0.00	0.00	0.00	0.00	0.00	0.00	0.00	

Email: climatologie@airport.etat.lu
Tél: +352 4798-27003

© Copyright MeteoLux. All rights reserved.

Administration de la navigation aérienne
4, route de Trèves
L-2632 Luxembourg

Frequency (%) of wind gusts for Spring

Calm: 0.6%
Variable: 4.5%

Wind gust direction (°)	Wind gust speed (kt)											
	10-15	16-20	21-25	26-30	31-35	36-40	41-45	46-50	51-55	56-60	>60	N/A
360	0.00	0.01	0.01	0.00	0.00	0.00	0.00	0.00	0.00	0.00	0.00	
10	0.00	0.01	0.00	0.02	0.00	0.00	0.00	0.00	0.00	0.00	0.00	
20	0.00	0.00	0.01	0.00	0.00	0.00	0.00	0.00	0.00	0.00	0.00	
30	0.00	0.00	0.01	0.00	0.01	0.00	0.00	0.00	0.00	0.00	0.00	
40	0.00	0.00	0.00	0.00	0.00	0.00	0.00	0.00	0.00	0.00	0.00	
50	0.00	0.01	0.00	0.00	0.00	0.00	0.00	0.00	0.00	0.00	0.00	
60	0.00	0.00	0.01	0.01	0.00	0.00	0.00	0.00	0.00	0.00	0.00	
70	0.00	0.00	0.02	0.02	0.00	0.00	0.00	0.00	0.00	0.00	0.00	
80	0.00	0.00	0.02	0.00	0.00	0.00	0.00	0.00	0.00	0.00	0.00	
90	0.00	0.01	0.01	0.01	0.00	0.00	0.00	0.00	0.00	0.00	0.00	
100	0.00	0.00	0.01	0.00	0.00	0.00	0.00	0.00	0.00	0.00	0.00	
110	0.00	0.00	0.00	0.00	0.00	0.00	0.00	0.00	0.00	0.00	0.00	
120	0.00	0.00	0.00	0.00	0.00	0.00	0.00	0.00	0.00	0.00	0.00	
130	0.00	0.00	0.00	0.00	0.00	0.00	0.00	0.00	0.00	0.00	0.00	
140	0.00	0.00	0.00	0.00	0.00	0.00	0.00	0.00	0.00	0.00	0.00	
150	0.00	0.00	0.00	0.00	0.00	0.00	0.00	0.00	0.00	0.00	0.00	
160	0.00	0.00	0.00	0.00	0.00	0.00	0.00	0.00	0.00	0.00	0.00	
170	0.00	0.00	0.00	0.00	0.00	0.00	0.00	0.00	0.00	0.00	0.00	
180	0.00	0.00	0.01	0.00	0.00	0.00	0.00	0.00	0.00	0.00	0.00	0.0
190	0.00	0.01	0.02	0.01	0.00	0.00	0.00	0.00	0.00	0.00	0.00	
200	0.00	0.00	0.00	0.01	0.00	0.00	0.00	0.00	0.00	0.00	0.00	
210	0.00	0.00	0.01	0.03	0.01	0.00	0.00	0.00	0.00	0.00	0.00	
220	0.00	0.00	0.03	0.07	0.05	0.00	0.00	0.00	0.00	0.00	0.00	
230	0.00	0.00	0.05	0.06	0.04	0.01	0.00	0.00	0.00	0.00	0.00	
240	0.00	0.00	0.03	0.07	0.04	0.01	0.00	0.00	0.00	0.00	0.00	
250	0.00	0.00	0.01	0.03	0.03	0.01	0.00	0.00	0.00	0.00	0.00	
260	0.00	0.00	0.01	0.05	0.04	0.02	0.01	0.00	0.00	0.00	0.00	
270	0.00	0.01	0.01	0.02	0.03	0.01	0.00	0.00	0.00	0.00	0.00	
280	0.00	0.01	0.00	0.01	0.01	0.00	0.00	0.00	0.00	0.00	0.00	
290	0.00	0.00	0.01	0.02	0.01	0.00	0.00	0.00	0.00	0.00	0.00	
300	0.00	0.01	0.01	0.00	0.00	0.00	0.00	0.00	0.00	0.00	0.00	
310	0.00	0.01	0.01	0.01	0.00	0.00	0.00	0.00	0.00	0.00	0.00	
320	0.00	0.02	0.01	0.01	0.00	0.00	0.00	0.00	0.00	0.00	0.00	
330	0.00	0.01	0.01	0.01	0.00	0.00	0.00	0.00	0.00	0.00	0.00	
340	0.00	0.02	0.01	0.00	0.00	0.00	0.00	0.00	0.00	0.00	0.00	
350	0.00	0.00	0.00	0.00	0.00	0.00	0.00	0.00	0.00	0.00	0.00	

Email: climatologie@airport.etat.lu
Tél: +352 4798-27003

© Copyright MeteoLux. All rights reserved.

Administration de la navigation aérienne
4, route de Trèves
L-2632 Luxembourg

Frequency (%) of wind gusts for Summer

Calm: 0.6%
Variable: 7.0%

Wind gust direction (°)	Wind gust speed (kt)											
	10-15	16-20	21-25	26-30	31-35	36-40	41-45	46-50	51-55	56-60	>60	N/A
360	0.00	0.01	0.00	0.00	0.00	0.00	0.00	0.00	0.00	0.00	0.00	
10	0.00	0.00	0.00	0.00	0.00	0.00	0.00	0.00	0.00	0.00	0.00	
20	0.00	0.00	0.01	0.00	0.00	0.00	0.00	0.00	0.00	0.00	0.00	
30	0.00	0.00	0.00	0.00	0.00	0.00	0.00	0.00	0.00	0.00	0.00	
40	0.00	0.00	0.00	0.00	0.00	0.00	0.00	0.00	0.00	0.00	0.00	
50	0.00	0.00	0.00	0.00	0.00	0.00	0.00	0.00	0.00	0.00	0.00	
60	0.00	0.00	0.00	0.00	0.00	0.00	0.00	0.00	0.00	0.00	0.00	
70	0.00	0.00	0.00	0.00	0.00	0.00	0.00	0.00	0.00	0.00	0.00	
80	0.00	0.00	0.00	0.00	0.00	0.00	0.00	0.00	0.00	0.00	0.00	
90	0.00	0.00	0.00	0.00	0.00	0.00	0.00	0.00	0.00	0.00	0.00	
100	0.00	0.00	0.00	0.00	0.00	0.00	0.00	0.00	0.00	0.00	0.00	
110	0.00	0.00	0.00	0.00	0.00	0.00	0.00	0.00	0.00	0.00	0.00	
120	0.00	0.00	0.00	0.00	0.00	0.00	0.00	0.00	0.00	0.00	0.00	
130	0.00	0.00	0.00	0.00	0.00	0.00	0.00	0.00	0.00	0.00	0.00	
140	0.00	0.00	0.00	0.00	0.00	0.00	0.00	0.00	0.00	0.00	0.00	
150	0.00	0.00	0.00	0.00	0.00	0.00	0.00	0.00	0.00	0.00	0.00	
160	0.00	0.00	0.00	0.00	0.00	0.00	0.00	0.00	0.00	0.00	0.00	
170	0.00	0.00	0.00	0.00	0.00	0.00	0.00	0.00	0.00	0.00	0.00	
180	0.00	0.00	0.00	0.00	0.00	0.00	0.00	0.00	0.00	0.00	0.00	0.0
190	0.00	0.01	0.00	0.00	0.00	0.00	0.00	0.00	0.00	0.00	0.00	
200	0.00	0.01	0.01	0.00	0.00	0.00	0.00	0.00	0.00	0.00	0.00	
210	0.00	0.00	0.03	0.01	0.00	0.00	0.00	0.00	0.00	0.00	0.00	
220	0.00	0.00	0.02	0.03	0.00	0.00	0.00	0.00	0.00	0.00	0.00	
230	0.00	0.00	0.04	0.03	0.01	0.01	0.00	0.00	0.00	0.00	0.00	
240	0.00	0.01	0.02	0.05	0.01	0.00	0.00	0.00	0.00	0.00	0.00	
250	0.00	0.01	0.01	0.03	0.02	0.00	0.00	0.00	0.00	0.00	0.00	
260	0.00	0.01	0.01	0.01	0.00	0.00	0.00	0.00	0.00	0.00	0.00	
270	0.00	0.01	0.02	0.02	0.00	0.00	0.00	0.00	0.00	0.00	0.00	
280	0.00	0.01	0.03	0.02	0.00	0.00	0.00	0.00	0.00	0.00	0.00	
290	0.00	0.02	0.01	0.00	0.00	0.00	0.00	0.00	0.00	0.00	0.00	
300	0.00	0.01	0.01	0.00	0.00	0.00	0.00	0.00	0.00	0.00	0.00	
310	0.00	0.02	0.01	0.00	0.00	0.00	0.00	0.00	0.00	0.00	0.00	
320	0.00	0.01	0.01	0.00	0.00	0.00	0.00	0.00	0.00	0.00	0.00	
330	0.00	0.02	0.00	0.00	0.00	0.00	0.00	0.00	0.00	0.00	0.00	
340	0.00	0.00	0.00	0.00	0.00	0.00	0.00	0.00	0.00	0.00	0.00	
350	0.00	0.00	0.00	0.00	0.00	0.00	0.00	0.00	0.00	0.00	0.00	

Email: climatologie@airport.etat.lu
Tél: +352 4798-27003

© Copyright MeteoLux. All rights reserved.

Administration de la navigation aérienne
4, route de Trèves
L-2632 Luxembourg

Frequency (%) of wind gusts for Autumn

Calm: 0.3%
Variable: 4.5%

Wind gust direction (°)	Wind gust speed (kt)											
	10-15	16-20	21-25	26-30	31-35	36-40	41-45	46-50	51-55	56-60	>60	N/A
360	0.00	0.00	0.00	0.00	0.00	0.00	0.00	0.00	0.00	0.00	0.00	
10	0.00	0.01	0.00	0.00	0.00	0.00	0.00	0.00	0.00	0.00	0.00	
20	0.00	0.00	0.00	0.00	0.00	0.00	0.00	0.00	0.00	0.00	0.00	
30	0.00	0.00	0.00	0.00	0.00	0.00	0.00	0.00	0.00	0.00	0.00	
40	0.00	0.00	0.00	0.00	0.00	0.00	0.00	0.00	0.00	0.00	0.00	
50	0.00	0.00	0.00	0.00	0.00	0.00	0.00	0.00	0.00	0.00	0.00	
60	0.00	0.00	0.00	0.00	0.00	0.00	0.00	0.00	0.00	0.00	0.00	
70	0.00	0.00	0.00	0.00	0.00	0.00	0.00	0.00	0.00	0.00	0.00	
80	0.00	0.00	0.00	0.00	0.00	0.00	0.00	0.00	0.00	0.00	0.00	
90	0.00	0.00	0.00	0.00	0.00	0.00	0.00	0.00	0.00	0.00	0.00	
100	0.00	0.00	0.00	0.00	0.00	0.00	0.00	0.00	0.00	0.00	0.00	
110	0.00	0.00	0.00	0.00	0.00	0.00	0.00	0.00	0.00	0.00	0.00	
120	0.00	0.00	0.00	0.00	0.00	0.00	0.00	0.00	0.00	0.00	0.00	
130	0.00	0.00	0.00	0.00	0.00	0.00	0.00	0.00	0.00	0.00	0.00	
140	0.00	0.00	0.00	0.00	0.00	0.00	0.00	0.00	0.00	0.00	0.00	
150	0.00	0.00	0.00	0.00	0.00	0.00	0.00	0.00	0.00	0.00	0.00	
160	0.00	0.00	0.00	0.00	0.00	0.00	0.00	0.00	0.00	0.00	0.00	
170	0.00	0.00	0.01	0.00	0.00	0.00	0.00	0.00	0.00	0.00	0.00	
180	0.00	0.00	0.02	0.00	0.00	0.00	0.00	0.00	0.00	0.00	0.00	0.0
190	0.00	0.00	0.02	0.00	0.00	0.00	0.00	0.00	0.00	0.00	0.00	
200	0.00	0.00	0.03	0.03	0.00	0.00	0.00	0.00	0.00	0.00	0.00	
210	0.00	0.00	0.02	0.03	0.00	0.00	0.00	0.00	0.00	0.00	0.00	
220	0.00	0.00	0.05	0.08	0.05	0.01	0.00	0.00	0.00	0.00	0.00	
230	0.00	0.01	0.07	0.06	0.02	0.01	0.00	0.00	0.00	0.00	0.00	
240	0.00	0.00	0.02	0.03	0.02	0.00	0.00	0.00	0.00	0.00	0.00	
250	0.00	0.00	0.02	0.04	0.02	0.00	0.00	0.00	0.00	0.00	0.00	
260	0.00	0.00	0.00	0.03	0.03	0.00	0.00	0.00	0.00	0.00	0.00	
270	0.00	0.01	0.01	0.02	0.01	0.00	0.00	0.00	0.00	0.00	0.00	
280	0.00	0.01	0.00	0.01	0.01	0.00	0.00	0.00	0.00	0.00	0.00	
290	0.00	0.01	0.01	0.01	0.00	0.00	0.00	0.00	0.00	0.00	0.00	
300	0.00	0.01	0.01	0.00	0.00	0.00	0.00	0.00	0.00	0.00	0.00	
310	0.00	0.01	0.00	0.00	0.00	0.00	0.00	0.00	0.00	0.00	0.00	
320	0.00	0.00	0.00	0.00	0.00	0.00	0.00	0.00	0.00	0.00	0.00	
330	0.00	0.01	0.00	0.00	0.00	0.00	0.00	0.00	0.00	0.00	0.00	
340	0.00	0.00	0.00	0.00	0.00	0.00	0.00	0.00	0.00	0.00	0.00	
350	0.00	0.00	0.00	0.00	0.00	0.00	0.00	0.00	0.00	0.00	0.00	

Email: climatologie@airport.etat.lu
Tél: +352 4798-27003

© Copyright MeteoLux. All rights reserved.

Administration de la navigation aérienne
4, route de Trèves
L-2632 Luxembourg

1.4.3 Wind gusts per month

Frequency (%) of wind gusts for January

Calm: 0.4%
Variable: 3.4%

Wind gust direction (°)	Wind gust speed (kt)											
	10-15	16-20	21-25	26-30	31-35	36-40	41-45	46-50	51-55	56-60	>60	N/A
360	0.00	0.01	0.01	0.00	0.00	0.00	0.00	0.00	0.00	0.00	0.00	
10	0.00	0.00	0.01	0.00	0.00	0.00	0.00	0.00	0.00	0.00	0.00	
20	0.00	0.00	0.01	0.00	0.00	0.00	0.00	0.00	0.00	0.00	0.00	
30	0.00	0.00	0.00	0.00	0.00	0.00	0.00	0.00	0.00	0.00	0.00	
40	0.00	0.00	0.01	0.00	0.00	0.00	0.00	0.00	0.00	0.00	0.00	
50	0.00	0.00	0.00	0.00	0.00	0.00	0.00	0.00	0.00	0.00	0.00	
60	0.00	0.00	0.00	0.00	0.01	0.00	0.00	0.00	0.00	0.00	0.00	
70	0.00	0.00	0.00	0.00	0.00	0.00	0.00	0.00	0.00	0.00	0.00	
80	0.00	0.00	0.00	0.00	0.00	0.00	0.00	0.00	0.00	0.00	0.00	
90	0.00	0.00	0.00	0.00	0.00	0.00	0.00	0.00	0.00	0.00	0.00	
100	0.00	0.00	0.00	0.00	0.00	0.00	0.00	0.00	0.00	0.00	0.00	
110	0.00	0.00	0.00	0.00	0.00	0.00	0.00	0.00	0.00	0.00	0.00	
120	0.00	0.00	0.00	0.00	0.00	0.00	0.00	0.00	0.00	0.00	0.00	
130	0.00	0.00	0.00	0.00	0.00	0.00	0.00	0.00	0.00	0.00	0.00	
140	0.00	0.01	0.00	0.00	0.00	0.00	0.00	0.00	0.00	0.00	0.00	
150	0.00	0.00	0.01	0.00	0.00	0.00	0.00	0.00	0.00	0.00	0.00	
160	0.00	0.00	0.00	0.00	0.00	0.00	0.00	0.00	0.00	0.00	0.00	
170	0.00	0.00	0.01	0.01	0.00	0.00	0.00	0.00	0.00	0.00	0.00	
180	0.00	0.00	0.00	0.03	0.00	0.00	0.00	0.00	0.00	0.00	0.00	0.2
190	0.00	0.00	0.03	0.04	0.03	0.00	0.00	0.00	0.00	0.00	0.00	
200	0.00	0.00	0.02	0.04	0.03	0.01	0.00	0.00	0.00	0.00	0.00	
210	0.00	0.00	0.04	0.09	0.01	0.01	0.00	0.00	0.00	0.00	0.00	
220	0.00	0.00	0.06	0.18	0.08	0.03	0.01	0.00	0.00	0.00	0.00	
230	0.00	0.01	0.05	0.24	0.07	0.01	0.01	0.00	0.00	0.00	0.00	
240	0.00	0.00	0.01	0.10	0.07	0.02	0.00	0.01	0.01	0.00	0.00	
250	0.00	0.00	0.02	0.14	0.05	0.01	0.02	0.01	0.00	0.00	0.00	
260	0.00	0.00	0.00	0.20	0.07	0.03	0.00	0.00	0.00	0.00	0.00	
270	0.00	0.01	0.02	0.07	0.08	0.05	0.02	0.00	0.00	0.00	0.00	
280	0.00	0.01	0.01	0.05	0.01	0.00	0.00	0.00	0.00	0.00	0.00	
290	0.01	0.03	0.03	0.05	0.00	0.00	0.00	0.00	0.00	0.00	0.00	
300	0.00	0.03	0.05	0.02	0.00	0.00	0.00	0.00	0.00	0.00	0.00	
310	0.00	0.02	0.01	0.00	0.00	0.00	0.00	0.00	0.00	0.00	0.00	
320	0.00	0.01	0.01	0.01	0.00	0.00	0.00	0.00	0.00	0.00	0.00	
330	0.01	0.01	0.01	0.01	0.00	0.00	0.00	0.00	0.00	0.00	0.00	
340	0.00	0.01	0.01	0.01	0.00	0.00	0.00	0.00	0.00	0.00	0.00	
350	0.00	0.01	0.01	0.00	0.00	0.00	0.00	0.00	0.00	0.00	0.00	

Email: climatologie@airport.etat.lu
Tél: +352 4798-27003

© Copyright MeteoLux. All rights reserved.

Administration de la navigation aérienne
4, route de Trèves
L-2632 Luxembourg

Frequency (%) of wind gusts for February

Calm: 0.4%
Variable: 2.5%

Wind gust direction (°)	Wind gust speed (kt)											
	10-15	16-20	21-25	26-30	31-35	36-40	41-45	46-50	51-55	56-60	>60	N/A
360	0.00	0.00	0.01	0.00	0.00	0.00	0.00	0.00	0.00	0.00	0.00	
10	0.00	0.00	0.00	0.00	0.00	0.00	0.00	0.00	0.00	0.00	0.00	
20	0.00	0.00	0.00	0.00	0.00	0.00	0.00	0.00	0.00	0.00	0.00	
30	0.00	0.00	0.01	0.01	0.00	0.00	0.00	0.00	0.00	0.00	0.00	
40	0.00	0.00	0.00	0.01	0.00	0.00	0.00	0.00	0.00	0.00	0.00	
50	0.00	0.00	0.00	0.01	0.00	0.00	0.00	0.00	0.00	0.00	0.00	
60	0.00	0.00	0.01	0.04	0.00	0.00	0.00	0.00	0.00	0.00	0.00	
70	0.00	0.00	0.04	0.05	0.00	0.00	0.00	0.00	0.00	0.00	0.00	
80	0.00	0.00	0.03	0.01	0.00	0.00	0.00	0.00	0.00	0.00	0.00	
90	0.00	0.01	0.04	0.00	0.00	0.00	0.00	0.00	0.00	0.00	0.00	
100	0.00	0.00	0.01	0.00	0.00	0.00	0.00	0.00	0.00	0.00	0.00	
110	0.00	0.00	0.00	0.00	0.00	0.00	0.00	0.00	0.00	0.00	0.00	
120	0.00	0.00	0.00	0.00	0.00	0.00	0.00	0.00	0.00	0.00	0.00	
130	0.00	0.00	0.00	0.00	0.00	0.00	0.00	0.00	0.00	0.00	0.00	
140	0.00	0.00	0.00	0.00	0.00	0.00	0.00	0.00	0.00	0.00	0.00	
150	0.00	0.00	0.01	0.00	0.00	0.00	0.00	0.00	0.00	0.00	0.00	
160	0.00	0.00	0.00	0.00	0.00	0.00	0.00	0.00	0.00	0.00	0.00	
170	0.00	0.00	0.01	0.00	0.00	0.00	0.00	0.00	0.00	0.00	0.00	
180	0.00	0.00	0.01	0.00	0.00	0.00	0.00	0.00	0.00	0.00	0.00	0.0
190	0.00	0.00	0.01	0.03	0.01	0.00	0.00	0.00	0.00	0.00	0.00	
200	0.00	0.01	0.04	0.10	0.01	0.01	0.00	0.00	0.00	0.00	0.00	
210	0.00	0.00	0.01	0.02	0.09	0.04	0.01	0.00	0.00	0.00	0.00	
220	0.00	0.00	0.12	0.15	0.15	0.09	0.01	0.00	0.00	0.00	0.00	
230	0.00	0.01	0.15	0.34	0.07	0.03	0.01	0.00	0.00	0.00	0.00	
240	0.00	0.00	0.03	0.15	0.24	0.04	0.01	0.00	0.00	0.00	0.00	
250	0.00	0.00	0.01	0.09	0.16	0.10	0.02	0.01	0.00	0.00	0.00	
260	0.00	0.00	0.02	0.10	0.21	0.06	0.08	0.00	0.00	0.00	0.00	
270	0.00	0.01	0.01	0.06	0.08	0.04	0.01	0.00	0.00	0.00	0.00	
280	0.00	0.01	0.02	0.04	0.01	0.01	0.00	0.00	0.00	0.00	0.00	
290	0.01	0.01	0.00	0.01	0.00	0.00	0.00	0.00	0.00	0.00	0.00	
300	0.00	0.01	0.01	0.01	0.00	0.00	0.00	0.00	0.00	0.00	0.00	
310	0.00	0.01	0.00	0.01	0.00	0.00	0.00	0.00	0.00	0.00	0.00	
320	0.00	0.01	0.00	0.01	0.01	0.00	0.00	0.00	0.00	0.00	0.00	
330	0.00	0.00	0.03	0.00	0.00	0.00	0.00	0.00	0.00	0.00	0.00	
340	0.00	0.00	0.01	0.01	0.00	0.00	0.00	0.00	0.00	0.00	0.00	
350	0.00	0.00	0.00	0.00	0.01	0.00	0.00	0.00	0.00	0.00	0.00	

Email: climatologie@airport.etat.lu
Tél: +352 4798-27003

© Copyright MeteoLux. All rights reserved.

Administration de la navigation aérienne
4, route de Trèves
L-2632 Luxembourg

Frequency (%) of wind gusts for March

Calm: 0.2%
Variable: 3.3%

Wind gust direction (°)	Wind gust speed (kt)											
	10-15	16-20	21-25	26-30	31-35	36-40	41-45	46-50	51-55	56-60	>60	N/A
360	0.00	0.01	0.01	0.00	0.00	0.00	0.00	0.00	0.00	0.00	0.00	
10	0.00	0.01	0.00	0.02	0.00	0.00	0.00	0.00	0.00	0.00	0.00	
20	0.00	0.00	0.01	0.01	0.00	0.00	0.00	0.00	0.00	0.00	0.00	
30	0.00	0.00	0.00	0.01	0.01	0.00	0.00	0.00	0.00	0.00	0.00	
40	0.00	0.00	0.00	0.00	0.00	0.00	0.00	0.00	0.00	0.00	0.00	
50	0.00	0.00	0.01	0.00	0.00	0.00	0.00	0.00	0.00	0.00	0.00	
60	0.00	0.00	0.01	0.01	0.01	0.00	0.00	0.00	0.00	0.00	0.00	
70	0.00	0.00	0.02	0.04	0.01	0.00	0.00	0.00	0.00	0.00	0.00	
80	0.00	0.00	0.03	0.00	0.00	0.00	0.00	0.00	0.00	0.00	0.00	
90	0.00	0.01	0.02	0.02	0.00	0.00	0.00	0.00	0.00	0.00	0.00	
100	0.00	0.00	0.01	0.00	0.00	0.00	0.00	0.00	0.00	0.00	0.00	
110	0.00	0.00	0.00	0.00	0.00	0.00	0.00	0.00	0.00	0.00	0.00	
120	0.00	0.00	0.01	0.00	0.00	0.00	0.00	0.00	0.00	0.00	0.00	
130	0.00	0.00	0.00	0.00	0.00	0.00	0.00	0.00	0.00	0.00	0.00	
140	0.00	0.00	0.00	0.00	0.00	0.00	0.00	0.00	0.00	0.00	0.00	
150	0.00	0.00	0.01	0.00	0.00	0.00	0.00	0.00	0.00	0.00	0.00	
160	0.00	0.01	0.00	0.00	0.00	0.00	0.00	0.00	0.00	0.00	0.00	
170	0.00	0.01	0.00	0.00	0.00	0.00	0.00	0.00	0.00	0.00	0.00	
180	0.00	0.00	0.02	0.00	0.00	0.00	0.00	0.00	0.00	0.00	0.00	0.0
190	0.00	0.01	0.03	0.01	0.00	0.00	0.00	0.00	0.00	0.00	0.00	
200	0.00	0.01	0.01	0.01	0.00	0.00	0.00	0.00	0.00	0.00	0.00	
210	0.00	0.00	0.01	0.05	0.03	0.00	0.00	0.00	0.00	0.00	0.00	
220	0.00	0.00	0.07	0.10	0.05	0.00	0.00	0.00	0.00	0.00	0.00	
230	0.00	0.00	0.12	0.10	0.08	0.02	0.00	0.00	0.00	0.00	0.00	
240	0.00	0.00	0.06	0.16	0.08	0.02	0.01	0.00	0.00	0.00	0.00	
250	0.00	0.00	0.01	0.06	0.07	0.04	0.01	0.00	0.00	0.00	0.00	
260	0.00	0.00	0.01	0.07	0.09	0.07	0.04	0.01	0.00	0.00	0.00	
270	0.00	0.01	0.01	0.02	0.07	0.01	0.00	0.00	0.00	0.01	0.00	
280	0.00	0.01	0.01	0.00	0.01	0.00	0.01	0.00	0.01	0.00	0.00	
290	0.00	0.00	0.02	0.03	0.03	0.00	0.00	0.00	0.00	0.00	0.00	
300	0.00	0.01	0.01	0.01	0.00	0.00	0.00	0.00	0.00	0.00	0.00	
310	0.00	0.01	0.01	0.01	0.00	0.00	0.00	0.00	0.00	0.00	0.00	
320	0.00	0.01	0.02	0.01	0.00	0.00	0.00	0.00	0.00	0.00	0.00	
330	0.00	0.01	0.01	0.01	0.00	0.00	0.00	0.00	0.00	0.00	0.00	
340	0.00	0.00	0.01	0.01	0.00	0.00	0.00	0.00	0.00	0.00	0.00	
350	0.00	0.00	0.01	0.00	0.00	0.00	0.00	0.00	0.00	0.00	0.00	

Email: climatologie@airport.etat.lu
Tél: +352 4798-27003

© Copyright MeteoLux. All rights reserved.

Administration de la navigation aérienne
4, route de Trèves
L-2632 Luxembourg

Frequency (%) of wind gusts for April

Calm: 0.5%
Variable: 4.9%

Wind gust direction (°)	Wind gust speed (kt)											
	10-15	16-20	21-25	26-30	31-35	36-40	41-45	46-50	51-55	56-60	>60	N/A
360	0.00	0.02	0.00	0.00	0.00	0.00	0.00	0.00	0.00	0.00	0.00	
10	0.01	0.01	0.01	0.01	0.00	0.00	0.00	0.00	0.00	0.00	0.00	
20	0.00	0.00	0.01	0.00	0.00	0.00	0.00	0.00	0.00	0.00	0.00	
30	0.00	0.00	0.01	0.01	0.00	0.00	0.00	0.00	0.00	0.00	0.00	
40	0.00	0.01	0.01	0.00	0.00	0.00	0.00	0.00	0.00	0.00	0.00	
50	0.00	0.02	0.01	0.00	0.00	0.00	0.00	0.00	0.00	0.00	0.00	
60	0.00	0.00	0.01	0.01	0.00	0.00	0.00	0.00	0.00	0.00	0.00	
70	0.00	0.00	0.03	0.01	0.00	0.00	0.00	0.00	0.00	0.00	0.00	
80	0.00	0.00	0.01	0.01	0.00	0.00	0.00	0.00	0.00	0.00	0.00	
90	0.00	0.01	0.00	0.01	0.00	0.00	0.00	0.00	0.00	0.00	0.00	
100	0.00	0.01	0.01	0.00	0.00	0.00	0.00	0.00	0.00	0.00	0.00	
110	0.00	0.00	0.01	0.00	0.00	0.00	0.00	0.00	0.00	0.00	0.00	
120	0.00	0.00	0.00	0.00	0.00	0.00	0.00	0.00	0.00	0.00	0.00	
130	0.00	0.01	0.00	0.00	0.00	0.00	0.00	0.00	0.00	0.00	0.00	
140	0.00	0.00	0.01	0.00	0.00	0.00	0.00	0.00	0.00	0.00	0.00	
150	0.00	0.00	0.01	0.00	0.00	0.00	0.00	0.00	0.00	0.00	0.00	
160	0.00	0.00	0.00	0.00	0.00	0.00	0.00	0.00	0.00	0.00	0.00	
170	0.00	0.00	0.00	0.01	0.00	0.00	0.00	0.00	0.00	0.00	0.00	
180	0.00	0.00	0.00	0.00	0.01	0.00	0.00	0.00	0.00	0.00	0.00	0.0
190	0.00	0.00	0.01	0.01	0.00	0.00	0.00	0.00	0.00	0.00	0.00	
200	0.00	0.00	0.00	0.00	0.00	0.00	0.00	0.00	0.00	0.00	0.00	
210	0.00	0.00	0.02	0.03	0.01	0.00	0.00	0.00	0.00	0.00	0.00	
220	0.00	0.00	0.01	0.08	0.05	0.01	0.00	0.00	0.00	0.00	0.00	
230	0.00	0.00	0.02	0.07	0.01	0.01	0.00	0.00	0.00	0.00	0.00	
240	0.00	0.00	0.02	0.03	0.02	0.01	0.00	0.00	0.00	0.00	0.00	
250	0.00	0.00	0.01	0.01	0.01	0.00	0.00	0.00	0.00	0.00	0.00	
260	0.00	0.00	0.01	0.06	0.01	0.01	0.00	0.00	0.00	0.00	0.00	
270	0.00	0.01	0.01	0.01	0.02	0.01	0.01	0.00	0.00	0.00	0.00	
280	0.00	0.01	0.00	0.02	0.02	0.00	0.00	0.00	0.00	0.00	0.00	
290	0.00	0.00	0.00	0.01	0.00	0.00	0.00	0.00	0.00	0.00	0.00	
300	0.00	0.01	0.00	0.00	0.00	0.00	0.00	0.00	0.00	0.00	0.00	
310	0.00	0.01	0.01	0.01	0.00	0.00	0.00	0.00	0.00	0.00	0.00	
320	0.00	0.01	0.01	0.02	0.00	0.00	0.00	0.00	0.00	0.00	0.00	
330	0.00	0.01	0.01	0.01	0.01	0.00	0.00	0.00	0.00	0.00	0.01	
340	0.00	0.03	0.00	0.00	0.00	0.00	0.00	0.00	0.00	0.00	0.00	
350	0.00	0.01	0.00	0.00	0.00	0.00	0.00	0.00	0.00	0.00	0.00	

Email: climatologie@airport.etat.lu
Tél: +352 4798-27003

© Copyright MeteoLux. All rights reserved.

Administration de la navigation aérienne
4, route de Trèves
L-2632 Luxembourg

Frequency (%) of wind gusts for May

Calm: 1.0%
Variable: 5.2%

Wind gust direction (°)	Wind gust speed (kt)											
	10-15	16-20	21-25	26-30	31-35	36-40	41-45	46-50	51-55	56-60	>60	N/A
360	0.00	0.01	0.01	0.01	0.00	0.00	0.00	0.00	0.00	0.00	0.00	
10	0.00	0.01	0.01	0.01	0.00	0.00	0.00	0.00	0.00	0.00	0.00	
20	0.00	0.00	0.00	0.00	0.00	0.00	0.00	0.00	0.00	0.00	0.00	
30	0.00	0.01	0.01	0.00	0.01	0.00	0.00	0.00	0.00	0.00	0.00	
40	0.00	0.00	0.01	0.00	0.00	0.00	0.00	0.00	0.00	0.00	0.00	
50	0.00	0.00	0.00	0.00	0.00	0.00	0.00	0.00	0.00	0.00	0.00	
60	0.00	0.00	0.01	0.01	0.00	0.00	0.00	0.00	0.00	0.00	0.00	
70	0.01	0.01	0.01	0.00	0.00	0.00	0.00	0.00	0.00	0.00	0.00	
80	0.00	0.01	0.01	0.00	0.00	0.00	0.00	0.00	0.00	0.00	0.00	
90	0.00	0.00	0.00	0.00	0.00	0.00	0.00	0.00	0.00	0.00	0.00	
100	0.00	0.01	0.00	0.00	0.00	0.00	0.00	0.00	0.00	0.00	0.00	
110	0.00	0.00	0.00	0.00	0.00	0.00	0.00	0.00	0.00	0.00	0.00	
120	0.00	0.00	0.00	0.00	0.00	0.00	0.00	0.00	0.00	0.00	0.00	
130	0.00	0.00	0.00	0.00	0.00	0.00	0.00	0.00	0.00	0.00	0.00	
140	0.00	0.00	0.00	0.00	0.00	0.00	0.00	0.00	0.00	0.00	0.00	
150	0.00	0.00	0.00	0.00	0.00	0.00	0.00	0.00	0.00	0.00	0.00	
160	0.00	0.00	0.00	0.00	0.00	0.00	0.00	0.00	0.00	0.00	0.00	
170	0.00	0.00	0.00	0.00	0.00	0.00	0.00	0.00	0.00	0.00	0.00	
180	0.00	0.00	0.00	0.00	0.00	0.00	0.00	0.00	0.00	0.00	0.00	0.0
190	0.00	0.01	0.01	0.00	0.00	0.00	0.00	0.00	0.00	0.00	0.00	
200	0.00	0.01	0.00	0.01	0.00	0.00	0.00	0.00	0.00	0.00	0.00	
210	0.00	0.00	0.01	0.01	0.00	0.00	0.00	0.00	0.00	0.00	0.01	
220	0.00	0.01	0.02	0.04	0.03	0.00	0.00	0.00	0.00	0.00	0.00	
230	0.00	0.01	0.01	0.02	0.03	0.00	0.00	0.00	0.00	0.00	0.00	
240	0.00	0.01	0.01	0.03	0.01	0.00	0.00	0.00	0.00	0.00	0.00	
250	0.00	0.00	0.02	0.01	0.00	0.00	0.00	0.00	0.00	0.00	0.00	
260	0.00	0.00	0.02	0.02	0.01	0.00	0.00	0.00	0.00	0.00	0.00	
270	0.00	0.00	0.01	0.01	0.01	0.00	0.00	0.00	0.00	0.00	0.00	
280	0.00	0.01	0.01	0.02	0.01	0.00	0.00	0.00	0.00	0.00	0.00	
290	0.00	0.00	0.01	0.01	0.00	0.00	0.00	0.00	0.00	0.00	0.00	
300	0.00	0.01	0.01	0.00	0.00	0.00	0.00	0.00	0.00	0.00	0.00	
310	0.00	0.02	0.01	0.01	0.00	0.00	0.00	0.00	0.00	0.00	0.00	
320	0.00	0.03	0.01	0.00	0.00	0.00	0.00	0.00	0.00	0.00	0.00	
330	0.00	0.03	0.01	0.00	0.00	0.00	0.00	0.00	0.00	0.00	0.00	
340	0.00	0.01	0.02	0.01	0.00	0.00	0.00	0.00	0.00	0.00	0.00	
350	0.00	0.01	0.01	0.00	0.00	0.00	0.00	0.00	0.00	0.00	0.00	

Email: climatologie@airport.etat.lu
Tél: +352 4798-27003

© Copyright MeteoLux. All rights reserved.

Administration de la navigation aérienne
4, route de Trèves
L-2632 Luxembourg

Frequency (%) of wind gusts for June

Calm: 0.9%
Variable: 6.8%

Wind gust direction (°)	Wind gust speed (kt)											
	10-15	16-20	21-25	26-30	31-35	36-40	41-45	46-50	51-55	56-60	>60	N/A
360	0.00	0.01	0.01	0.00	0.00	0.00	0.00	0.00	0.00	0.00	0.00	
10	0.00	0.00	0.00	0.00	0.00	0.00	0.00	0.00	0.00	0.00	0.00	
20	0.00	0.00	0.00	0.00	0.00	0.00	0.00	0.00	0.00	0.00	0.00	
30	0.00	0.00	0.00	0.00	0.00	0.00	0.00	0.00	0.00	0.00	0.00	
40	0.00	0.00	0.00	0.00	0.00	0.00	0.00	0.00	0.00	0.00	0.00	
50	0.00	0.00	0.00	0.00	0.00	0.00	0.00	0.00	0.00	0.00	0.00	
60	0.00	0.01	0.01	0.00	0.00	0.00	0.00	0.00	0.00	0.00	0.00	
70	0.00	0.00	0.00	0.00	0.00	0.00	0.00	0.00	0.00	0.00	0.00	
80	0.00	0.00	0.00	0.00	0.00	0.00	0.00	0.00	0.00	0.00	0.00	
90	0.00	0.00	0.00	0.00	0.00	0.00	0.00	0.00	0.00	0.00	0.00	
100	0.00	0.00	0.00	0.00	0.00	0.00	0.00	0.00	0.00	0.00	0.00	
110	0.00	0.00	0.00	0.00	0.00	0.00	0.00	0.00	0.00	0.00	0.00	
120	0.00	0.01	0.00	0.00	0.00	0.00	0.00	0.00	0.00	0.00	0.00	
130	0.00	0.01	0.00	0.00	0.00	0.00	0.00	0.00	0.00	0.00	0.00	
140	0.00	0.00	0.00	0.00	0.00	0.00	0.00	0.00	0.00	0.00	0.00	
150	0.00	0.00	0.00	0.00	0.01	0.00	0.00	0.00	0.00	0.00	0.00	
160	0.00	0.00	0.00	0.00	0.00	0.00	0.00	0.00	0.00	0.00	0.00	
170	0.00	0.00	0.00	0.01	0.00	0.00	0.00	0.00	0.00	0.00	0.00	
180	0.00	0.00	0.01	0.00	0.00	0.00	0.00	0.00	0.00	0.00	0.00	0.0
190	0.00	0.01	0.00	0.00	0.00	0.00	0.00	0.00	0.00	0.00	0.00	
200	0.00	0.00	0.03	0.00	0.00	0.00	0.00	0.00	0.00	0.00	0.00	
210	0.00	0.01	0.04	0.01	0.00	0.00	0.00	0.00	0.00	0.00	0.00	
220	0.00	0.00	0.01	0.03	0.01	0.00	0.00	0.00	0.00	0.00	0.00	
230	0.00	0.00	0.02	0.01	0.01	0.00	0.00	0.00	0.00	0.00	0.00	
240	0.00	0.01	0.04	0.06	0.01	0.01	0.00	0.00	0.00	0.00	0.00	
250	0.00	0.00	0.00	0.04	0.01	0.00	0.00	0.00	0.00	0.00	0.00	
260	0.00	0.00	0.01	0.01	0.00	0.00	0.00	0.00	0.00	0.00	0.00	
270	0.00	0.01	0.03	0.01	0.01	0.00	0.00	0.00	0.00	0.00	0.00	
280	0.00	0.01	0.02	0.01	0.00	0.01	0.00	0.00	0.00	0.00	0.00	
290	0.00	0.02	0.01	0.00	0.00	0.00	0.00	0.00	0.00	0.00	0.00	
300	0.00	0.00	0.01	0.00	0.00	0.00	0.00	0.00	0.00	0.00	0.00	
310	0.00	0.01	0.01	0.00	0.00	0.00	0.00	0.00	0.00	0.00	0.00	
320	0.00	0.01	0.02	0.01	0.00	0.00	0.00	0.00	0.00	0.00	0.00	
330	0.00	0.01	0.00	0.01	0.00	0.00	0.00	0.00	0.00	0.00	0.00	
340	0.00	0.01	0.01	0.00	0.00	0.00	0.00	0.00	0.00	0.00	0.00	
350	0.00	0.00	0.00	0.00	0.00	0.00	0.00	0.00	0.00	0.00	0.00	

Email: climatologie@airport.etat.lu
Tél: +352 4798-27003

© Copyright MeteoLux. All rights reserved.

Administration de la navigation aérienne
4, route de Trèves
L-2632 Luxembourg

Frequency (%) of wind gusts for July

Calm: 0.7%
Variable: 6.9%

Wind gust direction (°)	Wind gust speed (kt)											
	10-15	16-20	21-25	26-30	31-35	36-40	41-45	46-50	51-55	56-60	>60	N/A
360	0.00	0.00	0.00	0.00	0.00	0.00	0.00	0.00	0.00	0.00	0.00	
10	0.00	0.01	0.01	0.00	0.00	0.00	0.00	0.00	0.00	0.00	0.00	
20	0.00	0.00	0.01	0.00	0.00	0.00	0.00	0.00	0.00	0.00	0.00	
30	0.00	0.00	0.00	0.00	0.00	0.00	0.00	0.00	0.00	0.00	0.00	
40	0.00	0.00	0.00	0.00	0.00	0.00	0.00	0.00	0.00	0.00	0.00	
50	0.00	0.00	0.00	0.00	0.00	0.00	0.00	0.00	0.00	0.00	0.00	
60	0.00	0.00	0.00	0.00	0.00	0.00	0.00	0.00	0.00	0.00	0.00	
70	0.00	0.00	0.00	0.00	0.00	0.00	0.00	0.00	0.00	0.00	0.00	
80	0.00	0.00	0.00	0.00	0.00	0.00	0.00	0.00	0.00	0.00	0.00	
90	0.00	0.00	0.00	0.00	0.00	0.00	0.00	0.00	0.00	0.00	0.00	
100	0.00	0.00	0.00	0.00	0.00	0.00	0.00	0.00	0.00	0.00	0.00	
110	0.00	0.00	0.00	0.00	0.00	0.00	0.00	0.00	0.00	0.00	0.00	
120	0.00	0.00	0.00	0.00	0.00	0.00	0.00	0.00	0.00	0.00	0.00	
130	0.00	0.00	0.00	0.00	0.00	0.00	0.00	0.00	0.00	0.00	0.00	
140	0.00	0.00	0.01	0.00	0.00	0.00	0.00	0.00	0.00	0.00	0.00	
150	0.00	0.00	0.00	0.00	0.00	0.00	0.00	0.00	0.00	0.00	0.00	
160	0.00	0.00	0.00	0.00	0.00	0.00	0.00	0.00	0.00	0.00	0.00	
170	0.00	0.00	0.00	0.00	0.00	0.00	0.00	0.00	0.00	0.00	0.00	
180	0.00	0.00	0.00	0.00	0.00	0.00	0.00	0.00	0.00	0.00	0.00	0.0
190	0.00	0.01	0.00	0.00	0.00	0.00	0.00	0.00	0.00	0.00	0.00	
200	0.00	0.01	0.00	0.00	0.00	0.00	0.00	0.00	0.00	0.00	0.00	
210	0.00	0.00	0.03	0.01	0.00	0.00	0.00	0.00	0.00	0.00	0.00	
220	0.00	0.00	0.03	0.01	0.00	0.00	0.00	0.00	0.00	0.00	0.00	
230	0.00	0.00	0.06	0.01	0.00	0.01	0.00	0.00	0.00	0.00	0.00	
240	0.00	0.01	0.02	0.03	0.00	0.00	0.00	0.01	0.00	0.00	0.00	
250	0.00	0.01	0.02	0.03	0.00	0.00	0.00	0.00	0.00	0.00	0.00	
260	0.00	0.01	0.02	0.02	0.00	0.00	0.00	0.00	0.00	0.00	0.00	
270	0.00	0.02	0.03	0.02	0.01	0.00	0.00	0.00	0.00	0.00	0.00	
280	0.00	0.03	0.05	0.01	0.00	0.00	0.00	0.00	0.00	0.00	0.00	
290	0.00	0.03	0.03	0.00	0.00	0.00	0.00	0.00	0.00	0.00	0.00	
300	0.00	0.02	0.01	0.00	0.01	0.00	0.00	0.00	0.00	0.00	0.00	
310	0.01	0.04	0.01	0.01	0.00	0.00	0.00	0.00	0.00	0.00	0.00	
320	0.00	0.01	0.01	0.00	0.01	0.00	0.00	0.00	0.00	0.00	0.00	
330	0.00	0.01	0.01	0.00	0.01	0.00	0.00	0.00	0.00	0.00	0.00	
340	0.00	0.01	0.00	0.00	0.00	0.00	0.00	0.00	0.00	0.00	0.00	
350	0.00	0.01	0.01	0.00	0.00	0.00	0.00	0.00	0.00	0.00	0.00	

Email: climatologie@airport.etat.lu
Tél: +352 4798-27003

© Copyright MeteoLux. All rights reserved.

Administration de la navigation aérienne
4, route de Trèves
L-2632 Luxembourg

Frequency (%) of wind gusts for August

Calm: 0.3%
Variable: 7.2%

Wind gust direction (°)	Wind gust speed (kt)											
	10-15	16-20	21-25	26-30	31-35	36-40	41-45	46-50	51-55	56-60	>60	N/A
360	0.00	0.01	0.00	0.00	0.00	0.00	0.00	0.00	0.00	0.00	0.00	
10	0.00	0.00	0.00	0.00	0.00	0.00	0.00	0.00	0.00	0.00	0.00	
20	0.00	0.00	0.01	0.01	0.00	0.00	0.00	0.00	0.00	0.00	0.00	
30	0.00	0.00	0.01	0.00	0.00	0.00	0.00	0.00	0.00	0.00	0.00	
40	0.00	0.00	0.00	0.00	0.00	0.00	0.00	0.00	0.00	0.00	0.00	
50	0.00	0.00	0.00	0.00	0.00	0.00	0.00	0.00	0.00	0.00	0.00	
60	0.00	0.00	0.01	0.00	0.00	0.00	0.00	0.00	0.00	0.00	0.00	
70	0.00	0.00	0.00	0.00	0.00	0.00	0.00	0.00	0.00	0.00	0.00	
80	0.00	0.00	0.00	0.00	0.00	0.00	0.00	0.00	0.00	0.00	0.00	
90	0.00	0.00	0.01	0.00	0.00	0.00	0.00	0.00	0.00	0.00	0.00	
100	0.00	0.00	0.00	0.00	0.00	0.00	0.00	0.00	0.00	0.00	0.00	
110	0.00	0.00	0.00	0.00	0.00	0.00	0.00	0.00	0.00	0.00	0.00	
120	0.00	0.00	0.00	0.00	0.00	0.00	0.00	0.00	0.00	0.00	0.00	
130	0.00	0.00	0.00	0.00	0.00	0.00	0.00	0.00	0.00	0.00	0.00	
140	0.00	0.00	0.00	0.00	0.00	0.00	0.00	0.00	0.00	0.00	0.00	
150	0.00	0.01	0.00	0.00	0.00	0.00	0.00	0.00	0.00	0.00	0.00	
160	0.00	0.00	0.00	0.00	0.00	0.00	0.00	0.00	0.00	0.00	0.00	
170	0.00	0.01	0.00	0.00	0.00	0.00	0.00	0.00	0.00	0.00	0.00	
180	0.00	0.00	0.00	0.00	0.01	0.00	0.00	0.00	0.00	0.00	0.00	0.0
190	0.00	0.01	0.00	0.00	0.00	0.00	0.00	0.00	0.00	0.00	0.00	
200	0.00	0.02	0.01	0.01	0.00	0.00	0.00	0.00	0.00	0.00	0.00	
210	0.00	0.00	0.02	0.02	0.00	0.00	0.00	0.00	0.00	0.00	0.00	
220	0.01	0.00	0.02	0.06	0.01	0.01	0.00	0.00	0.00	0.00	0.00	
230	0.00	0.00	0.03	0.06	0.02	0.01	0.00	0.00	0.00	0.00	0.00	
240	0.00	0.01	0.01	0.07	0.03	0.01	0.00	0.00	0.00	0.00	0.00	
250	0.00	0.01	0.02	0.03	0.04	0.01	0.00	0.00	0.00	0.00	0.00	
260	0.00	0.01	0.01	0.00	0.00	0.00	0.00	0.00	0.00	0.00	0.00	
270	0.00	0.01	0.00	0.03	0.00	0.00	0.00	0.00	0.00	0.00	0.00	
280	0.00	0.01	0.01	0.05	0.01	0.00	0.00	0.00	0.00	0.00	0.00	
290	0.00	0.01	0.00	0.01	0.00	0.00	0.00	0.00	0.00	0.00	0.00	
300	0.00	0.01	0.01	0.00	0.00	0.00	0.00	0.00	0.00	0.00	0.00	
310	0.00	0.01	0.01	0.00	0.00	0.00	0.00	0.00	0.00	0.00	0.00	
320	0.00	0.01	0.01	0.00	0.00	0.00	0.00	0.00	0.00	0.00	0.00	
330	0.00	0.03	0.01	0.00	0.00	0.00	0.00	0.00	0.00	0.00	0.00	
340	0.00	0.00	0.01	0.00	0.00	0.00	0.00	0.00	0.00	0.00	0.00	
350	0.00	0.01	0.00	0.00	0.00	0.00	0.00	0.00	0.00	0.00	0.00	

Email: climatologie@airport.etat.lu
Tél: +352 4798-27003

© Copyright MeteoLux. All rights reserved.

Administration de la navigation aérienne
4, route de Trèves
L-2632 Luxembourg

Frequency (%) of wind gusts for September

Calm: 0.3%
Variable: 6.3%

Wind gust direction (°)	Wind gust speed (kt)											
	10-15	16-20	21-25	26-30	31-35	36-40	41-45	46-50	51-55	56-60	>60	N/A
360	0.00	0.00	0.00	0.00	0.00	0.00	0.00	0.00	0.00	0.00	0.00	
10	0.00	0.01	0.01	0.00	0.00	0.00	0.00	0.00	0.00	0.00	0.00	
20	0.00	0.00	0.00	0.00	0.00	0.00	0.00	0.00	0.00	0.00	0.00	
30	0.00	0.00	0.00	0.00	0.00	0.00	0.00	0.00	0.00	0.00	0.00	
40	0.00	0.00	0.00	0.00	0.00	0.00	0.00	0.00	0.00	0.00	0.00	
50	0.00	0.00	0.01	0.00	0.00	0.00	0.00	0.00	0.00	0.00	0.00	
60	0.00	0.00	0.00	0.01	0.00	0.00	0.00	0.00	0.00	0.00	0.00	
70	0.00	0.00	0.01	0.00	0.00	0.00	0.00	0.00	0.00	0.00	0.00	
80	0.00	0.00	0.01	0.00	0.00	0.00	0.00	0.00	0.00	0.00	0.00	
90	0.00	0.00	0.00	0.00	0.00	0.00	0.00	0.00	0.00	0.00	0.00	
100	0.00	0.00	0.00	0.00	0.00	0.00	0.00	0.00	0.00	0.00	0.00	
110	0.00	0.00	0.00	0.00	0.00	0.00	0.00	0.00	0.00	0.00	0.00	
120	0.00	0.00	0.00	0.00	0.00	0.00	0.00	0.00	0.00	0.00	0.00	
130	0.00	0.00	0.00	0.00	0.00	0.00	0.00	0.00	0.00	0.00	0.00	
140	0.00	0.00	0.00	0.00	0.00	0.00	0.00	0.00	0.00	0.00	0.00	
150	0.00	0.00	0.00	0.00	0.00	0.00	0.00	0.00	0.00	0.00	0.00	
160	0.00	0.00	0.00	0.00	0.00	0.00	0.00	0.00	0.00	0.00	0.00	
170	0.00	0.00	0.00	0.00	0.00	0.00	0.00	0.00	0.00	0.00	0.00	
180	0.00	0.00	0.00	0.00	0.00	0.00	0.00	0.00	0.00	0.00	0.00	0.0
190	0.00	0.00	0.01	0.00	0.00	0.00	0.00	0.00	0.00	0.00	0.00	
200	0.00	0.00	0.01	0.01	0.00	0.00	0.00	0.00	0.00	0.00	0.00	
210	0.00	0.00	0.02	0.01	0.00	0.00	0.00	0.00	0.00	0.00	0.00	
220	0.00	0.01	0.08	0.07	0.01	0.00	0.00	0.00	0.00	0.00	0.00	
230	0.00	0.01	0.06	0.03	0.03	0.00	0.00	0.00	0.00	0.00	0.00	
240	0.00	0.01	0.01	0.03	0.01	0.00	0.01	0.00	0.00	0.00	0.00	
250	0.00	0.01	0.01	0.03	0.03	0.01	0.00	0.00	0.00	0.00	0.00	
260	0.00	0.01	0.01	0.06	0.05	0.00	0.00	0.00	0.00	0.00	0.00	
270	0.00	0.00	0.01	0.03	0.01	0.00	0.00	0.00	0.00	0.00	0.00	
280	0.00	0.01	0.01	0.01	0.01	0.00	0.00	0.00	0.00	0.00	0.00	
290	0.00	0.01	0.02	0.01	0.00	0.00	0.00	0.00	0.01	0.00	0.00	
300	0.00	0.02	0.01	0.00	0.00	0.00	0.00	0.00	0.00	0.00	0.00	
310	0.00	0.02	0.00	0.00	0.00	0.00	0.00	0.00	0.00	0.00	0.00	
320	0.00	0.00	0.01	0.01	0.00	0.00	0.00	0.00	0.00	0.00	0.00	
330	0.00	0.01	0.00	0.00	0.00	0.00	0.00	0.00	0.00	0.00	0.00	
340	0.00	0.01	0.00	0.00	0.00	0.00	0.00	0.00	0.00	0.00	0.00	
350	0.00	0.00	0.00	0.00	0.00	0.00	0.00	0.00	0.00	0.00	0.00	

Email: climatologie@airport.etat.lu
Tél: +352 4798-27003

© Copyright MeteoLux. All rights reserved.

Administration de la navigation aérienne
4, route de Trèves
L-2632 Luxembourg

Frequency (%) of wind gusts for October

Calm: 0.3%
Variable: 3.5%

Wind gust direction (°)	Wind gust speed (kt)											
	10-15	16-20	21-25	26-30	31-35	36-40	41-45	46-50	51-55	56-60	>60	N/A
360	0.00	0.01	0.00	0.00	0.00	0.00	0.00	0.00	0.00	0.00	0.00	
10	0.00	0.00	0.00	0.00	0.00	0.00	0.00	0.00	0.00	0.00	0.00	
20	0.00	0.00	0.01	0.01	0.00	0.00	0.00	0.00	0.00	0.00	0.00	
30	0.00	0.00	0.01	0.00	0.00	0.00	0.00	0.00	0.00	0.00	0.00	
40	0.00	0.00	0.00	0.01	0.01	0.00	0.00	0.00	0.00	0.00	0.00	
50	0.00	0.00	0.00	0.00	0.00	0.00	0.00	0.00	0.00	0.00	0.00	
60	0.00	0.00	0.00	0.00	0.00	0.00	0.00	0.00	0.00	0.00	0.00	
70	0.00	0.00	0.00	0.00	0.00	0.00	0.00	0.00	0.00	0.00	0.00	
80	0.00	0.01	0.00	0.00	0.00	0.00	0.00	0.00	0.00	0.00	0.00	
90	0.00	0.00	0.00	0.00	0.00	0.00	0.00	0.00	0.00	0.00	0.00	
100	0.00	0.00	0.00	0.00	0.00	0.00	0.00	0.00	0.00	0.00	0.00	
110	0.00	0.00	0.00	0.00	0.00	0.00	0.00	0.00	0.00	0.00	0.00	
120	0.00	0.00	0.00	0.00	0.00	0.00	0.00	0.00	0.00	0.00	0.00	
130	0.00	0.00	0.00	0.00	0.00	0.00	0.00	0.00	0.00	0.00	0.00	
140	0.00	0.00	0.00	0.00	0.00	0.00	0.00	0.00	0.00	0.00	0.00	
150	0.00	0.00	0.00	0.00	0.00	0.00	0.00	0.00	0.00	0.00	0.00	
160	0.00	0.00	0.00	0.00	0.00	0.00	0.00	0.00	0.00	0.00	0.00	
170	0.00	0.00	0.01	0.00	0.00	0.00	0.00	0.00	0.00	0.00	0.00	
180	0.00	0.00	0.03	0.00	0.00	0.00	0.00	0.00	0.00	0.00	0.00	0.0
190	0.00	0.00	0.01	0.01	0.00	0.00	0.00	0.00	0.00	0.00	0.00	
200	0.00	0.00	0.03	0.01	0.00	0.00	0.00	0.00	0.00	0.00	0.00	
210	0.00	0.00	0.01	0.01	0.00	0.00	0.00	0.00	0.00	0.00	0.00	
220	0.00	0.00	0.04	0.07	0.09	0.03	0.01	0.00	0.00	0.00	0.00	
230	0.00	0.01	0.05	0.09	0.03	0.03	0.01	0.00	0.00	0.00	0.00	
240	0.00	0.00	0.02	0.03	0.02	0.01	0.00	0.00	0.00	0.00	0.00	
250	0.00	0.00	0.03	0.05	0.02	0.00	0.00	0.00	0.00	0.00	0.00	
260	0.00	0.00	0.00	0.03	0.02	0.01	0.00	0.00	0.00	0.00	0.00	
270	0.00	0.01	0.01	0.01	0.01	0.00	0.00	0.00	0.00	0.00	0.00	
280	0.00	0.01	0.00	0.01	0.01	0.00	0.00	0.00	0.00	0.00	0.00	
290	0.00	0.00	0.00	0.01	0.01	0.00	0.00	0.00	0.00	0.00	0.00	
300	0.00	0.01	0.00	0.00	0.00	0.01	0.00	0.00	0.00	0.00	0.00	
310	0.00	0.01	0.00	0.00	0.00	0.00	0.00	0.00	0.00	0.00	0.00	
320	0.00	0.00	0.00	0.00	0.00	0.00	0.00	0.00	0.00	0.00	0.00	
330	0.00	0.01	0.00	0.00	0.00	0.00	0.00	0.00	0.00	0.00	0.00	
340	0.00	0.01	0.00	0.01	0.00	0.00	0.00	0.00	0.00	0.00	0.00	
350	0.00	0.00	0.01	0.00	0.00	0.00	0.00	0.00	0.00	0.00	0.00	

Email: climatologie@airport.etat.lu
Tél: +352 4798-27003

© Copyright MeteoLux. All rights reserved.

Administration de la navigation aérienne
4, route de Trèves
L-2632 Luxembourg

Frequency (%) of wind gusts for November

Calm: 0.3%
Variable: 3.8%

Wind gust direction (°)	Wind gust speed (kt)											
	10-15	16-20	21-25	26-30	31-35	36-40	41-45	46-50	51-55	56-60	>60	N/A
360	0.00	0.01	0.00	0.00	0.00	0.00	0.00	0.00	0.00	0.00	0.00	
10	0.00	0.01	0.00	0.00	0.00	0.00	0.00	0.00	0.00	0.00	0.00	
20	0.00	0.00	0.00	0.00	0.00	0.00	0.00	0.00	0.00	0.00	0.00	
30	0.00	0.00	0.00	0.00	0.00	0.00	0.00	0.00	0.00	0.00	0.00	
40	0.00	0.00	0.00	0.00	0.00	0.00	0.00	0.00	0.00	0.00	0.00	
50	0.00	0.00	0.00	0.00	0.00	0.00	0.00	0.00	0.00	0.00	0.00	
60	0.00	0.00	0.00	0.01	0.00	0.00	0.00	0.00	0.00	0.00	0.00	
70	0.00	0.01	0.01	0.00	0.00	0.00	0.00	0.00	0.00	0.00	0.00	
80	0.00	0.00	0.01	0.00	0.00	0.00	0.00	0.00	0.00	0.00	0.00	
90	0.00	0.00	0.00	0.00	0.00	0.00	0.00	0.00	0.00	0.00	0.00	
100	0.00	0.00	0.00	0.00	0.00	0.00	0.00	0.00	0.00	0.00	0.00	
110	0.00	0.00	0.00	0.00	0.00	0.00	0.00	0.00	0.00	0.00	0.00	
120	0.00	0.00	0.00	0.00	0.00	0.00	0.00	0.00	0.00	0.00	0.00	
130	0.00	0.00	0.00	0.00	0.00	0.00	0.00	0.00	0.00	0.00	0.00	
140	0.00	0.00	0.00	0.00	0.00	0.00	0.00	0.00	0.00	0.00	0.00	
150	0.00	0.00	0.00	0.00	0.00	0.00	0.00	0.00	0.00	0.00	0.00	
160	0.00	0.00	0.01	0.00	0.00	0.00	0.00	0.00	0.00	0.00	0.00	
170	0.00	0.00	0.03	0.00	0.00	0.00	0.00	0.00	0.00	0.00	0.00	
180	0.00	0.00	0.03	0.01	0.00	0.00	0.00	0.00	0.00	0.00	0.00	0.0
190	0.00	0.00	0.05	0.00	0.00	0.00	0.00	0.00	0.00	0.00	0.00	
200	0.00	0.01	0.03	0.06	0.01	0.00	0.00	0.00	0.00	0.00	0.00	
210	0.00	0.00	0.03	0.06	0.00	0.00	0.00	0.00	0.00	0.00	0.00	
220	0.00	0.00	0.03	0.11	0.04	0.00	0.00	0.00	0.00	0.00	0.00	
230	0.00	0.01	0.09	0.06	0.00	0.00	0.00	0.00	0.00	0.00	0.00	
240	0.00	0.00	0.04	0.05	0.02	0.01	0.00	0.00	0.00	0.00	0.00	
250	0.00	0.00	0.01	0.03	0.00	0.00	0.00	0.00	0.00	0.00	0.00	
260	0.00	0.00	0.00	0.01	0.01	0.00	0.00	0.00	0.00	0.00	0.00	
270	0.00	0.01	0.01	0.01	0.01	0.00	0.00	0.00	0.00	0.00	0.00	
280	0.00	0.01	0.00	0.00	0.01	0.00	0.00	0.00	0.00	0.00	0.00	
290	0.00	0.01	0.01	0.01	0.00	0.00	0.00	0.00	0.00	0.00	0.00	
300	0.00	0.00	0.02	0.01	0.00	0.00	0.00	0.00	0.00	0.00	0.00	
310	0.00	0.01	0.00	0.00	0.00	0.00	0.00	0.00	0.00	0.00	0.00	
320	0.00	0.01	0.00	0.00	0.00	0.00	0.00	0.00	0.00	0.00	0.00	
330	0.00	0.01	0.00	0.00	0.00	0.00	0.00	0.00	0.00	0.00	0.00	
340	0.01	0.00	0.00	0.01	0.00	0.00	0.00	0.00	0.00	0.00	0.00	
350	0.00	0.01	0.00	0.01	0.00	0.00	0.00	0.00	0.00	0.00	0.00	

Email: climatologie@airport.etat.lu
Tél: +352 4798-27003

© Copyright MeteoLux. All rights reserved.

Administration de la navigation aérienne
4, route de Trèves
L-2632 Luxembourg

Frequency (%) of wind gusts for December

Calm: 0.1%
Variable: 4.1%

Wind gust direction (°)	Wind gust speed (kt)											
	10-15	16-20	21-25	26-30	31-35	36-40	41-45	46-50	51-55	56-60	>60	N/A
360	0.00	0.00	0.00	0.00	0.00	0.00	0.00	0.00	0.00	0.00	0.00	
10	0.00	0.00	0.00	0.00	0.00	0.00	0.00	0.00	0.00	0.00	0.00	
20	0.00	0.01	0.00	0.00	0.00	0.00	0.00	0.00	0.00	0.00	0.00	
30	0.00	0.00	0.00	0.00	0.00	0.00	0.00	0.00	0.00	0.00	0.00	
40	0.00	0.00	0.01	0.00	0.00	0.00	0.00	0.00	0.00	0.00	0.00	
50	0.00	0.00	0.00	0.01	0.01	0.01	0.00	0.00	0.00	0.00	0.00	
60	0.00	0.00	0.00	0.00	0.02	0.00	0.00	0.00	0.00	0.00	0.00	
70	0.00	0.00	0.01	0.00	0.00	0.00	0.00	0.00	0.00	0.00	0.00	
80	0.00	0.00	0.02	0.00	0.00	0.00	0.00	0.00	0.00	0.00	0.00	
90	0.00	0.00	0.00	0.00	0.00	0.00	0.00	0.00	0.00	0.00	0.00	
100	0.00	0.00	0.00	0.00	0.00	0.00	0.00	0.00	0.00	0.00	0.00	
110	0.00	0.00	0.00	0.00	0.00	0.00	0.00	0.00	0.00	0.00	0.00	
120	0.00	0.00	0.00	0.00	0.00	0.00	0.00	0.00	0.00	0.00	0.00	
130	0.00	0.00	0.00	0.00	0.00	0.00	0.00	0.00	0.00	0.00	0.00	
140	0.00	0.00	0.00	0.00	0.00	0.00	0.00	0.00	0.00	0.00	0.00	
150	0.00	0.00	0.00	0.00	0.00	0.00	0.00	0.00	0.00	0.00	0.00	
160	0.00	0.00	0.01	0.00	0.00	0.00	0.00	0.00	0.00	0.00	0.00	
170	0.00	0.01	0.01	0.01	0.00	0.00	0.00	0.00	0.00	0.00	0.00	
180	0.00	0.00	0.02	0.05	0.00	0.00	0.00	0.00	0.00	0.00	0.00	0.0
190	0.00	0.01	0.02	0.04	0.02	0.00	0.00	0.00	0.00	0.00	0.00	
200	0.00	0.00	0.01	0.02	0.01	0.00	0.00	0.00	0.00	0.00	0.00	
210	0.00	0.00	0.04	0.02	0.01	0.00	0.00	0.00	0.00	0.00	0.00	
220	0.00	0.00	0.07	0.21	0.02	0.00	0.00	0.00	0.00	0.00	0.00	
230	0.00	0.00	0.03	0.22	0.04	0.00	0.00	0.00	0.00	0.00	0.00	
240	0.00	0.00	0.03	0.09	0.04	0.00	0.00	0.00	0.00	0.00	0.00	
250	0.00	0.00	0.02	0.10	0.05	0.04	0.00	0.00	0.00	0.00	0.00	
260	0.01	0.00	0.03	0.08	0.08	0.01	0.01	0.00	0.00	0.00	0.00	
270	0.00	0.01	0.03	0.06	0.03	0.01	0.01	0.00	0.00	0.00	0.00	
280	0.00	0.00	0.02	0.06	0.01	0.00	0.00	0.00	0.00	0.00	0.00	
290	0.01	0.01	0.02	0.03	0.03	0.01	0.00	0.00	0.00	0.00	0.00	
300	0.01	0.01	0.03	0.01	0.00	0.00	0.00	0.00	0.00	0.00	0.00	
310	0.00	0.00	0.01	0.00	0.00	0.00	0.00	0.00	0.00	0.00	0.00	
320	0.00	0.01	0.01	0.00	0.00	0.00	0.00	0.00	0.00	0.00	0.00	
330	0.01	0.00	0.00	0.00	0.00	0.00	0.00	0.00	0.00	0.00	0.00	
340	0.01	0.00	0.00	0.00	0.00	0.00	0.00	0.00	0.00	0.00	0.00	
350	0.00	0.00	0.00	0.00	0.00	0.00	0.00	0.00	0.00	0.00	0.00	

Email: climatologie@airport.etat.lu
Tél: +352 4798-27003

© Copyright MeteoLux. All rights reserved.

Administration de la navigation aérienne
4, route de Trèves
L-2632 Luxembourg

2 Visibility and ceiling

2.1 Visibility

2.1.1 Hourly visibility per ten-year period

Hourly frequencies (%) of visibility for 2016 to 2025

Hour (UTC)	Visibility (m)														
	<100	<200	<300	<400	<500	<600	<800	<1000	<1200	<1500	<3000	<5km	<8km	>=8km	N/A
00-01	—	—	—	—	—	—	—	—	—	—	—	—	—	—	86.5
01-02	—	—	—	—	—	—	—	—	—	—	—	—	—	—	93.8
02-03	0.1	2.2	3.2	3.7	3.9	4.5	4.7	5.3	5.6	6.3	9.8	15.4	22.8	75.5	52.2
03-04	0.1	2.2	3.1	3.8	4.0	4.4	4.6	5.2	5.5	6.1	10.6	16.4	23.8	75.3	11.0
04-05	0.1	2.1	3.2	3.9	4.1	4.5	4.9	5.6	5.9	6.4	11.3	17.4	25.8	73.4	3.9
05-06	0.1	2.3	3.5	4.4	4.7	5.1	5.4	6.1	6.5	7.3	12.2	18.6	27.0	72.2	2.1
06-07	0.0	2.5	3.9	4.7	4.9	5.2	5.5	6.2	6.5	7.2	12.7	19.1	27.1	72.0	2.0
07-08	0.1	2.8	3.9	4.6	4.9	5.4	5.6	6.3	6.6	7.1	12.1	17.8	25.0	74.1	2.1
08-09	0.2	2.4	3.6	4.1	4.3	4.6	4.8	5.3	5.5	6.1	10.7	16.0	22.1	77.1	2.3
09-10	0.2	2.0	2.8	3.5	3.6	3.8	4.0	4.5	4.8	5.3	8.7	13.2	19.0	80.1	2.1
10-11	0.1	1.5	2.2	2.6	2.7	2.9	3.1	3.6	3.8	4.1	6.7	10.1	15.9	83.2	2.2
11-12	0.1	1.1	1.8	2.1	2.2	2.3	2.4	2.6	2.7	3.0	5.6	8.6	13.3	85.8	1.9
12-13	0.1	1.0	1.5	1.6	1.7	2.0	2.1	2.3	2.5	2.8	4.8	8.0	11.6	87.6	1.8
13-14	0.1	0.9	1.2	1.5	1.7	1.8	1.9	2.1	2.2	2.5	4.6	7.3	10.6	88.5	2.3
14-15	0.1	0.9	1.3	1.5	1.6	1.7	1.8	2.0	2.0	2.2	4.3	7.0	10.5	88.7	2.5
15-16	0.0	1.1	1.4	1.6	1.7	1.9	1.9	2.1	2.2	2.4	4.5	7.1	10.7	88.4	2.1
16-17	0.0	1.2	1.5	1.7	1.8	2.0	2.1	2.2	2.3	2.6	4.8	7.7	11.5	87.6	2.3
17-18	0.1	1.2	1.6	1.8	1.9	2.0	2.0	2.3	2.5	2.7	4.6	7.8	11.7	87.4	2.3
18-19	0.0	1.1	1.4	1.7	1.8	1.9	2.0	2.2	2.4	2.7	4.7	7.6	11.5	87.6	1.9
19-20	0.0	1.0	1.4	1.6	1.8	2.0	2.1	2.4	2.5	2.8	5.0	7.9	12.0	87.1	1.9
20-21	0.0	1.1	1.4	1.6	1.8	2.0	2.1	2.3	2.4	2.8	5.4	8.6	12.7	86.4	2.1
21-22	0.1	1.0	1.4	2.0	2.0	2.2	2.3	2.6	2.8	3.0	5.8	9.1	13.5	85.6	3.6
22-23	0.0	1.4	1.8	2.5	2.7	2.9	3.0	3.3	3.4	3.9	6.5	10.3	15.5	83.6	8.0
23-00	0.1	1.7	2.2	2.8	2.9	3.2	3.3	3.7	3.9	4.3	7.3	11.5	17.5	81.5	18.2

2.1.2 Monthly visibility per ten-year period

Monthly frequencies (%) of visibility for 2016 to 2025

Month	Visibility (m)														
	<100	<200	<300	<400	<500	<600	<800	<1000	<1200	<1500	<3000	<5km	<8km	>=8km	N/A
January	0.1	4.8	6.5	7.7	8.1	8.7	9.1	10.0	10.5	11.6	18.9	26.5	36.1	63.9	12.7
February	0.1	1.5	2.1	2.5	2.6	3.0	3.2	3.6	3.9	4.6	9.4	15.4	23.5	76.5	13.0
March	0.0	0.3	0.6	0.9	0.9	1.0	1.1	1.3	1.4	1.6	3.9	7.6	13.0	87.0	12.6
April	0.0	0.1	0.2	0.2	0.3	0.3	0.4	0.5	0.6	0.7	2.1	3.8	7.2	92.8	13.4
May	0.0	0.1	0.2	0.2	0.2	0.3	0.3	0.3	0.3	0.4	1.0	2.7	5.9	94.1	13.6
June	0.0	0.2	0.2	0.3	0.3	0.3	0.3	0.4	0.5	0.5	1.3	3.1	5.2	94.8	13.0
July	0.0	0.0	0.1	0.1	0.1	0.1	0.1	0.2	0.2	0.2	0.9	2.2	3.8	96.2	13.3
August	0.0	0.0	0.1	0.2	0.2	0.2	0.2	0.3	0.3	0.4	1.0	2.4	4.4	95.6	13.3
September	0.0	0.4	0.6	0.8	0.8	1.0	1.0	1.2	1.3	1.4	2.7	5.0	8.4	91.6	13.7
October	0.0	1.2	1.8	2.3	2.5	2.8	3.0	3.5	3.7	4.2	7.6	13.0	19.3	80.7	13.4
November	0.2	5.1	6.8	8.1	8.4	8.9	9.2	10.0	10.3	11.0	16.9	24.6	34.2	65.8	12.4
December	0.4	5.2	7.5	9.1	9.6	10.4	11.0	12.3	12.9	14.4	22.8	31.3	41.3	58.7	12.4

Email: climatologie@airport.etat.lu
Tél: +352 4798-27003

© Copyright MeteoLux. All rights reserved.

Administration de la navigation aérienne
4, route de Trèves
L-2632 Luxembourg

2.1.3 Hourly visibility per season

Hourly frequencies (%) of visibility for Winter

Hour (UTC)	Visibility (m)														
	<100	<200	<300	<400	<500	<600	<800	<1000	<1200	<1500	<3000	<5km	<8km	>=8km	N/A
00-01	—	—	—	—	—	—	—	—	—	—	—	—	—	—	81.2
01-02	—	—	—	—	—	—	—	—	—	—	—	—	—	—	92.0
02-03	0.2	4.9	7.5	8.3	8.5	9.3	10.2	11.5	11.9	13.8	21.8	29.2	39.0	61.0	52.2
03-04	0.2	4.6	6.7	8.3	8.9	9.8	10.4	11.4	12.2	13.6	21.5	30.1	40.4	59.6	15.1
04-05	0.1	4.1	6.4	7.9	8.2	8.9	9.6	11.3	11.8	13.4	21.4	29.8	40.6	59.4	7.6
05-06	0.2	4.3	6.0	7.6	8.1	8.8	9.4	11.0	11.5	13.2	21.2	31.3	41.6	58.4	2.9
06-07	0.0	4.6	7.1	8.5	8.9	9.4	9.9	11.0	11.3	12.8	23.7	34.1	45.9	54.1	1.9
07-08	0.2	6.2	8.5	9.5	10.1	11.0	11.4	12.9	13.7	14.7	25.4	36.7	48.2	51.8	2.3
08-09	0.7	6.2	9.1	10.1	10.8	11.3	11.7	12.9	13.5	14.8	24.7	34.5	45.4	54.6	2.3
09-10	0.5	6.0	8.3	9.6	9.9	10.4	10.9	12.3	13.2	14.6	22.1	29.7	40.3	59.7	2.4
10-11	0.3	4.8	6.5	7.5	7.9	8.5	9.0	10.4	10.8	12.0	18.6	25.0	36.0	64.0	2.2
11-12	0.3	3.7	5.4	6.3	6.6	7.1	7.4	8.1	8.5	9.6	16.2	22.7	32.4	67.6	2.1
12-13	0.5	3.4	5.0	5.4	5.5	6.4	6.6	7.2	7.7	8.8	14.4	20.9	29.0	71.0	1.9
13-14	0.4	2.8	3.7	4.7	5.3	5.7	6.2	6.6	7.1	8.1	13.5	19.7	27.0	73.0	2.3
14-15	0.1	2.7	3.7	4.4	4.5	4.7	5.1	5.8	5.9	6.5	13.2	18.6	25.8	74.2	3.0
15-16	0.1	2.9	3.7	4.4	4.6	5.1	5.4	5.8	6.2	7.0	13.2	18.6	27.0	73.0	2.2
16-17	0.1	3.7	4.5	4.9	5.1	5.6	6.0	6.4	6.6	7.3	13.4	20.3	28.9	71.1	2.4
17-18	0.2	3.3	4.3	5.3	5.4	5.7	5.9	6.5	6.9	7.5	12.7	19.8	28.9	71.1	2.2
18-19	0.1	3.0	4.1	4.9	5.3	5.5	6.0	6.8	7.1	8.1	12.9	19.6	28.1	71.9	2.5
19-20	0.2	2.8	3.6	4.7	5.1	5.8	6.1	6.5	6.9	8.0	12.9	19.6	28.7	71.3	2.0
20-21	0.1	2.9	3.7	4.3	4.7	5.3	5.4	5.9	6.2	7.1	13.3	20.3	29.4	70.6	2.2
21-22	0.2	2.5	3.3	4.7	4.8	5.2	5.5	6.2	6.6	7.4	14.0	21.4	29.7	70.3	4.0
22-23	0.2	2.9	4.1	5.8	6.2	6.7	6.9	7.5	8.0	8.9	14.7	21.8	31.0	69.0	4.3
23-00	0.2	3.5	4.6	6.3	6.6	7.4	7.6	8.4	8.9	9.6	15.3	22.8	32.0	68.0	11.2

Hourly frequencies (%) of visibility for Spring

Hour (UTC)	Visibility (m)														
	<100	<200	<300	<400	<500	<600	<800	<1000	<1200	<1500	<3000	<5km	<8km	>=8km	N/A
00-01	—	—	—	—	—	—	—	—	—	—	—	—	—	—	88.5
01-02	—	—	—	—	—	—	—	—	—	—	—	—	—	—	94.2
02-03	0.0	0.8	0.8	1.0	1.0	1.3	1.4	1.6	1.7	1.7	3.7	7.8	13.8	86.2	52.8
03-04	0.1	1.0	1.1	1.3	1.3	1.5	1.6	1.6	1.7	1.8	4.8	9.3	15.7	84.3	10.2
04-05	0.2	0.6	1.1	1.1	1.2	1.3	1.6	2.0	2.0	2.4	5.4	10.7	17.9	82.1	3.3
05-06	0.1	0.6	1.2	1.7	1.8	1.9	2.0	2.2	2.3	2.9	6.2	11.4	19.8	80.2	1.4
06-07	0.0	0.6	1.2	1.6	1.7	1.8	2.0	2.6	2.8	3.2	6.5	11.3	19.1	80.9	2.3
07-08	0.0	0.4	1.0	1.2	1.2	1.3	1.5	1.8	1.8	2.0	5.0	9.0	15.3	84.7	1.8
08-09	0.0	0.2	0.5	0.6	0.6	0.6	0.7	0.8	0.9	1.2	3.2	6.8	10.9	89.1	2.6
09-10	0.0	0.1	0.2	0.4	0.4	0.4	0.4	0.7	0.7	0.9	2.1	4.5	8.9	91.1	2.1
10-11	0.0	0.0	0.0	0.2	0.2	0.3	0.3	0.4	0.4	0.4	1.1	2.3	6.7	93.3	2.0
11-12	0.0	0.0	0.1	0.1	0.1	0.1	0.1	0.1	0.1	0.2	0.7	2.2	5.7	94.3	2.1
12-13	0.0	0.0	0.0	0.0	0.0	0.0	0.0	0.1	0.2	0.3	0.5	2.0	4.7	95.3	1.6
13-14	0.0	0.0	0.0	0.0	0.0	0.0	0.0	0.0	0.1	0.1	0.5	1.7	4.0	96.0	2.0
14-15	0.0	0.0	0.0	0.0	0.0	0.1	0.1	0.1	0.2	0.2	0.7	2.2	4.3	95.7	2.2
15-16	0.0	0.0	0.0	0.0	0.0	0.1	0.1	0.1	0.2	0.3	0.7	2.4	4.4	95.6	1.8
16-17	0.0	0.0	0.1	0.1	0.1	0.1	0.1	0.2	0.2	0.2	0.9	2.0	4.2	95.8	2.9
17-18	0.0	0.0	0.1	0.1	0.1	0.1	0.1	0.1	0.2	0.4	1.3	2.8	4.8	95.2	2.2
18-19	0.0	0.0	0.0	0.0	0.0	0.0	0.0	0.0	0.1	0.3	1.1	2.4	4.4	95.6	1.7
19-20	0.0	0.0	0.1	0.1	0.1	0.1	0.1	0.2	0.2	0.2	1.2	2.5	4.5	95.5	1.7
20-21	0.0	0.1	0.1	0.1	0.1	0.2	0.2	0.2	0.3	0.3	1.4	2.6	4.7	95.3	2.0
21-22	0.0	0.0	0.1	0.2	0.2	0.3	0.3	0.3	0.3	0.4	1.6	2.4	5.2	94.8	3.6
22-23	0.0	0.0	0.0	0.1	0.1	0.2	0.2	0.3	0.3	0.4	1.9	3.2	6.9	93.1	9.7
23-00	0.0	0.0	0.1	0.1	0.1	0.1	0.1	0.3	0.4	0.6	2.1	4.4	8.6	91.4	21.3

Email: climatologie@airport.etat.lu
Tél: +352 4798-27003
© Copyright MeteoLux. All rights reserved.
Administration de la navigation aérienne
4, route de Trèves
L-2632 Luxembourg

Hourly frequencies (%) of visibility for Summer

Hour (UTC)	Visibility (m)														
	<100	<200	<300	<400	<500	<600	<800	<1000	<1200	<1500	<3000	<5km	<8km	>=8km	N/A
00-01	—	—	—	—	—	—	—	—	—	—	—	—	—	—	89.8
01-02	—	—	—	—	—	—	—	—	—	—	—	—	—	—	95.3
02-03	0.0	0.1	0.2	0.2	0.3	0.9	0.9	1.4	1.4	1.5	2.3	5.1	8.6	91.4	53.2
03-04	0.0	0.3	0.5	0.7	0.8	0.9	1.0	1.3	1.3	1.4	3.4	6.3	10.4	89.6	9.0
04-05	0.0	0.6	0.9	1.0	1.0	1.1	1.3	1.4	1.6	1.6	3.8	7.3	12.2	87.8	2.2
05-06	0.0	0.6	1.0	1.2	1.2	1.2	1.3	1.4	1.7	1.9	3.7	7.3	12.3	87.7	1.4
06-07	0.0	0.0	0.3	0.3	0.3	0.4	0.5	0.7	0.9	0.9	2.1	5.5	8.8	91.2	1.5
07-08	0.0	0.1	0.1	0.1	0.1	0.2	0.2	0.2	0.3	0.4	1.4	2.9	5.8	94.2	2.6
08-09	0.0	0.0	0.0	0.0	0.0	0.0	0.0	0.0	0.0	0.0	1.3	2.9	4.9	95.1	2.1
09-10	0.0	0.0	0.0	0.0	0.0	0.0	0.0	0.0	0.0	0.0	0.9	2.3	4.2	95.8	2.2
10-11	0.0	0.0	0.0	0.0	0.0	0.0	0.0	0.0	0.0	0.0	0.5	1.4	3.1	96.9	2.0
11-12	0.0	0.0	0.0	0.0	0.0	0.0	0.0	0.0	0.0	0.0	0.8	1.3	2.4	97.6	1.2
12-13	0.0	0.0	0.0	0.0	0.0	0.0	0.0	0.0	0.0	0.0	0.2	1.1	2.1	97.9	1.8
13-14	0.0	0.0	0.0	0.0	0.0	0.0	0.0	0.0	0.1	0.1	0.3	0.9	1.7	98.2	2.1
14-15	0.0	0.0	0.0	0.0	0.0	0.0	0.0	0.0	0.0	0.0	0.1	0.4	1.1	98.9	2.4
15-16	0.0	0.0	0.0	0.0	0.0	0.0	0.0	0.0	0.0	0.0	0.2	0.8	1.3	98.7	2.1
16-17	0.0	0.0	0.0	0.0	0.0	0.0	0.0	0.0	0.1	0.1	0.3	0.9	1.4	98.6	1.5
17-18	0.0	0.0	0.0	0.0	0.0	0.0	0.0	0.1	0.1	0.1	0.2	0.8	1.7	98.3	2.3
18-19	0.0	0.0	0.0	0.0	0.0	0.0	0.0	0.0	0.0	0.1	0.4	1.4	2.3	97.7	1.9
19-20	0.0	0.0	0.0	0.0	0.0	0.0	0.0	0.0	0.0	0.0	0.1	1.2	2.0	98.0	1.5
20-21	0.0	0.0	0.1	0.1	0.1	0.1	0.1	0.1	0.1	0.1	0.3	1.3	2.5	97.5	2.4
21-22	0.0	0.0	0.1	0.1	0.1	0.1	0.1	0.1	0.1	0.1	0.2	1.6	3.1	96.9	3.5
22-23	0.0	0.0	0.1	0.1	0.1	0.1	0.1	0.1	0.1	0.1	0.5	2.1	3.8	96.2	9.2
23-00	0.0	0.1	0.1	0.1	0.1	0.2	0.2	0.3	0.4	0.4	1.1	2.7	5.4	94.6	23.0

Hourly frequencies (%) of visibility for Autumn

Hour (UTC)	Visibility (m)														
	<100	<200	<300	<400	<500	<600	<800	<1000	<1200	<1500	<3000	<5km	<8km	>=8km	N/A
00-01	—	—	—	—	—	—	—	—	—	—	—	—	—	—	88.8
01-02	—	—	—	—	—	—	—	—	—	—	—	—	—	—	95.9
02-03	0.1	3.2	4.6	5.7	6.1	6.8	6.8	7.1	7.6	8.3	12.4	20.8	31.7	68.3	52.1
03-04	0.0	3.2	4.5	5.6	5.7	6.1	6.3	7.2	7.7	8.5	14.2	21.7	31.2	68.8	10.1
04-05	0.0	3.2	4.9	6.1	6.4	7.1	7.6	8.4	8.6	9.3	15.8	23.8	34.8	65.2	2.7
05-06	0.1	4.1	6.3	7.4	7.7	8.7	9.1	10.2	10.6	11.8	18.2	26.1	36.4	63.6	2.9
06-07	0.1	5.2	7.4	8.7	8.8	9.3	9.8	11.1	11.5	12.4	19.2	27.4	37.0	63.0	2.2
07-08	0.2	4.6	6.2	7.7	8.0	9.0	9.4	10.4	10.6	11.3	17.3	24.1	32.7	67.3	1.9
08-09	0.1	3.3	4.7	5.7	5.9	6.4	6.7	7.5	7.7	8.5	13.8	20.8	28.7	71.3	2.3
09-10	0.2	2.3	3.0	3.9	4.1	4.4	4.5	5.2	5.5	6.0	10.0	16.9	23.7	76.3	1.9
10-11	0.0	1.5	2.3	2.7	2.7	3.1	3.2	3.9	4.0	4.1	6.9	12.4	18.5	81.5	2.7
11-12	0.0	1.0	1.6	1.9	1.9	2.1	2.1	2.3	2.4	2.4	5.0	8.8	13.4	86.6	2.2
12-13	0.1	0.7	1.1	1.2	1.3	1.4	1.6	1.8	1.8	2.1	4.2	8.3	11.5	88.5	1.9
13-14	0.1	0.6	0.8	1.1	1.2	1.2	1.2	1.3	1.4	1.6	4.0	7.1	10.2	89.8	2.9
14-15	0.1	0.8	1.2	1.4	1.5	1.6	1.7	1.7	1.7	1.9	3.3	7.2	11.4	88.6	2.5
15-16	0.1	1.2	1.4	1.8	2.0	2.0	2.0	2.1	2.2	2.3	4.1	7.1	11.2	88.8	2.5
16-17	0.1	1.3	1.6	2.0	2.0	2.3	2.4	2.5	2.6	2.7	4.8	8.0	12.6	87.4	2.3
17-18	0.1	1.6	2.0	2.3	2.3	2.4	2.4	2.8	2.9	3.0	4.7	8.1	12.6	87.4	2.4
18-19	0.0	1.6	1.8	2.0	2.1	2.4	2.4	2.6	2.6	2.7	4.8	7.5	12.3	87.7	1.6
19-20	0.0	1.3	1.8	1.9	2.0	2.4	2.5	2.9	3.0	3.3	5.9	9.1	13.9	86.1	2.3
20-21	0.0	1.4	1.8	2.2	2.6	2.7	2.9	3.3	3.4	3.9	6.8	10.5	15.4	84.6	1.7
21-22	0.2	1.8	2.2	3.1	3.2	3.3	3.5	4.2	4.3	4.5	7.6	11.6	17.5	82.5	3.5
22-23	0.1	2.7	3.1	4.0	4.3	4.8	4.9	5.2	5.3	6.0	8.9	14.0	20.9	79.1	8.8
23-00	0.2	3.0	3.6	4.0	4.2	4.5	4.7	5.1	5.4	5.9	9.4	15.5	23.1	76.9	18.2

Email: climatologie@airport.etat.lu
Tél: +352 4798-27003

© Copyright MeteoLux. All rights reserved.

Administration de la navigation aérienne
4, route de Trèves
L-2632 Luxembourg

2.1.4 Hourly visibility per month

Hourly frequencies (%) of visibility for January

Hour (UTC)	Visibility (m)														
	<100	<200	<300	<400	<500	<600	<800	<1000	<1200	<1500	<3000	<5km	<8km	>=8km	N/A
00-01	—	—	—	—	—	—	—	—	—	—	—	—	—	—	81.9
01-02	—	—	—	—	—	—	—	—	—	—	—	—	—	—	92.1
02-03	0.0	5.0	8.1	8.7	8.7	9.4	10.7	12.4	12.8	15.4	24.2	30.9	40.6	59.4	51.9
03-04	0.0	5.3	7.7	9.0	9.6	10.7	10.7	12.4	13.5	15.6	23.3	29.8	40.2	59.8	14.0
04-05	0.0	4.8	5.6	7.9	8.5	9.0	10.0	12.3	12.7	14.6	22.0	29.8	42.3	57.7	8.4
05-06	0.0	4.6	6.1	7.5	8.3	8.9	9.9	11.8	11.9	13.9	21.2	30.5	40.9	59.1	2.6
06-07	0.0	4.8	7.1	9.0	9.2	10.0	10.7	11.8	12.2	13.8	22.8	33.5	45.0	55.0	1.8
07-08	0.0	5.8	9.1	10.8	11.4	11.9	12.1	12.9	13.4	14.9	26.0	37.1	47.7	52.3	2.6
08-09	0.3	6.6	10.0	11.5	12.5	12.8	13.0	13.6	14.1	15.1	24.9	35.2	45.8	54.2	2.9
09-10	0.3	7.4	10.0	11.6	12.1	12.6	13.1	14.3	15.1	16.1	23.8	30.0	41.3	58.7	1.6
10-11	0.0	6.8	8.9	9.6	9.9	10.1	10.7	12.4	13.0	14.2	21.8	28.1	38.1	61.9	2.3
11-12	0.3	6.4	8.1	8.6	9.1	9.3	9.4	9.9	10.6	11.2	18.8	24.6	34.2	65.8	2.4
12-13	0.3	4.9	7.4	7.7	8.1	9.4	9.5	9.9	10.4	11.3	16.3	22.7	31.9	68.1	1.9
13-14	0.3	4.0	5.7	7.0	7.5	8.0	8.7	9.2	9.5	10.1	16.6	23.8	30.4	69.6	3.1
14-15	0.0	3.9	5.5	6.2	6.2	6.5	7.0	7.7	8.1	8.1	15.6	22.0	29.7	70.3	3.9
15-16	0.2	4.8	5.8	6.1	6.5	7.0	7.3	7.8	8.1	8.4	14.7	22.2	30.8	69.2	2.6
16-17	0.2	6.0	6.4	6.8	6.9	7.3	7.6	7.8	8.3	9.1	15.4	22.6	31.6	68.4	2.4
17-18	0.2	5.1	5.7	6.6	6.6	6.7	6.7	7.2	7.9	8.5	15.4	23.5	32.0	68.0	1.8
18-19	0.0	3.6	5.2	6.2	6.6	6.7	7.0	7.4	7.9	8.4	15.4	23.0	33.0	67.0	1.6
19-20	0.0	3.1	4.3	5.6	6.5	7.3	7.5	7.9	8.3	9.4	14.2	22.0	31.1	68.9	2.6
20-21	0.0	3.5	4.3	5.5	6.1	6.3	6.5	7.0	7.3	8.1	14.7	21.7	30.0	70.0	2.6
21-22	0.0	2.9	3.7	5.6	5.7	6.1	6.6	7.6	7.9	8.8	16.5	22.6	30.6	69.4	4.2
22-23	0.0	2.2	3.5	5.9	6.5	7.5	7.9	8.7	9.9	10.9	17.4	22.6	33.5	66.5	3.7
23-00	0.0	3.8	5.0	7.7	8.3	9.5	9.5	10.1	10.4	11.2	18.0	27.2	34.7	65.3	10.3

Hourly frequencies (%) of visibility for February

Hour (UTC)	Visibility (m)														
	<100	<200	<300	<400	<500	<600	<800	<1000	<1200	<1500	<3000	<5km	<8km	>=8km	N/A
00-01	—	—	—	—	—	—	—	—	—	—	—	—	—	—	85.9
01-02	—	—	—	—	—	—	—	—	—	—	—	—	—	—	94.9
02-03	0.4	1.5	2.2	3.0	3.0	3.7	4.1	4.8	5.6	6.7	11.1	17.0	26.3	73.7	52.3
03-04	0.2	1.0	1.7	2.3	2.9	3.8	4.6	4.6	5.2	6.3	11.7	20.4	29.8	70.2	15.2
04-05	0.0	0.8	2.4	3.4	3.6	4.1	4.7	5.8	6.2	7.2	12.4	20.9	28.4	71.6	6.2
05-06	0.2	2.0	2.9	4.0	4.2	4.5	4.5	5.1	5.6	7.0	14.1	23.5	32.7	67.3	2.1
06-07	0.0	2.7	3.8	4.5	4.7	4.7	5.0	5.6	5.9	6.5	16.2	24.5	37.8	62.2	1.9
07-08	0.0	3.8	5.0	5.2	5.4	6.1	6.5	7.7	8.5	9.4	17.3	26.4	37.6	62.4	1.8
08-09	0.2	3.6	5.6	5.8	6.1	6.5	6.5	7.0	7.4	8.8	15.5	21.4	33.6	66.4	1.8
09-10	0.0	2.5	3.8	5.3	5.3	5.8	5.8	6.9	7.2	8.0	13.9	20.5	29.5	70.5	2.5
10-11	0.0	1.6	2.3	3.1	3.1	3.6	3.8	4.5	4.5	5.8	11.2	16.8	26.7	73.3	1.9
11-12	0.4	1.1	1.4	1.6	1.6	1.8	2.3	2.9	2.9	3.6	8.8	15.0	23.4	76.6	1.9
12-13	0.5	1.3	1.3	1.4	1.4	2.0	2.2	2.2	2.7	2.9	7.7	14.0	20.1	79.9	1.8
13-14	0.0	1.3	1.3	2.0	2.0	2.2	2.3	2.9	2.9	3.6	6.1	11.5	17.7	82.3	1.9
14-15	0.0	0.9	1.5	1.8	1.8	1.8	1.8	1.8	2.0	2.0	6.4	9.6	16.0	84.0	2.8
15-16	0.0	0.9	1.1	1.6	1.6	1.8	2.0	2.0	2.0	2.5	5.6	8.7	15.5	84.5	2.1
16-17	0.0	1.4	1.8	1.8	1.8	2.0	2.0	2.0	2.0	2.0	5.2	12.1	18.1	81.9	2.1
17-18	0.0	0.9	1.3	1.4	1.4	1.4	1.4	1.8	1.8	2.2	5.1	9.8	17.4	82.6	2.5
18-19	0.0	1.1	1.1	1.1	1.1	1.3	1.3	2.2	2.4	3.1	5.3	9.9	15.2	84.8	3.5
19-20	0.0	1.1	1.1	1.4	1.8	2.3	2.3	2.5	2.5	3.4	6.4	11.6	17.5	82.5	1.1
20-21	0.0	0.9	0.9	1.1	1.1	1.8	1.8	2.2	2.2	2.5	7.4	11.3	18.0	82.0	2.7
21-22	0.0	0.4	0.4	0.7	0.7	0.7	0.9	1.3	1.7	2.0	7.2	11.4	18.6	81.4	4.2
22-23	0.0	1.1	1.3	1.9	2.1	2.3	2.3	2.4	2.4	3.0	6.2	12.6	18.8	81.2	6.0
23-00	0.0	1.6	1.6	1.6	1.6	1.8	2.2	2.9	3.7	3.9	7.0	10.8	19.0	81.0	13.6

Email: climatologie@airport.etat.lu
Tél: +352 4798-27003
© Copyright MeteoLux. All rights reserved.
Administration de la navigation aérienne
4, route de Trèves
L-2632 Luxembourg

Hourly frequencies (%) of visibility for March

Hour (UTC)	Visibility (m)														
	<100	<200	<300	<400	<500	<600	<800	<1000	<1200	<1500	<3000	<5km	<8km	>=8km	N/A
00-01	—	—	—	—	—	—	—	—	—	—	—	—	—	—	82.4
01-02	—	—	—	—	—	—	—	—	—	—	—	—	—	—	91.0
02-03	0.0	0.7	0.7	1.0	1.0	1.0	1.4	2.1	2.4	2.4	4.8	12.7	20.3	79.7	53.1
03-04	0.0	1.1	1.1	1.3	1.3	1.7	2.0	2.0	2.0	2.2	7.2	14.5	20.6	79.4	13.2
04-05	0.0	0.9	1.7	1.7	1.9	1.9	2.4	2.4	2.4	3.2	8.0	14.8	22.0	78.0	5.3
05-06	0.0	1.0	1.6	2.6	2.8	2.9	2.9	3.1	3.3	3.9	9.0	15.7	26.4	73.6	1.5
06-07	0.0	1.3	2.2	3.1	3.5	3.6	4.1	5.1	5.3	5.6	11.3	18.0	28.3	71.7	2.6
07-08	0.0	1.0	2.5	3.1	3.1	3.1	3.4	4.1	4.3	4.8	9.2	14.4	25.0	75.0	1.8
08-09	0.0	0.5	1.5	1.8	1.8	1.8	2.2	2.5	2.5	2.7	6.0	11.1	18.0	82.0	3.1
09-10	0.0	0.3	0.5	1.2	1.3	1.3	1.3	2.0	2.1	2.5	3.9	7.7	15.0	85.0	1.9
10-11	0.0	0.0	0.0	0.5	0.5	0.7	0.8	1.0	1.0	1.0	2.0	3.8	11.7	88.3	2.3
11-12	0.0	0.0	0.2	0.2	0.2	0.3	0.3	0.3	0.3	0.5	1.2	3.1	9.1	90.9	2.6
12-13	0.0	0.0	0.0	0.0	0.0	0.0	0.0	0.0	0.0	0.2	0.7	3.4	7.4	92.6	1.8
13-14	0.0	0.0	0.0	0.0	0.0	0.0	0.0	0.0	0.2	0.2	1.2	3.1	6.4	93.6	2.4
14-15	0.0	0.0	0.0	0.0	0.0	0.0	0.0	0.2	0.2	0.3	1.2	4.0	7.8	92.2	2.3
15-16	0.0	0.0	0.0	0.0	0.0	0.0	0.0	0.0	0.2	0.5	1.3	4.9	8.0	92.0	1.6
16-17	0.0	0.0	0.2	0.3	0.3	0.3	0.3	0.5	0.5	0.5	2.0	3.9	7.4	92.6	3.7
17-18	0.0	0.0	0.2	0.2	0.2	0.2	0.3	0.3	0.3	0.8	2.6	5.4	8.3	91.7	2.3
18-19	0.0	0.0	0.0	0.0	0.0	0.0	0.0	0.0	0.0	0.7	2.3	5.1	7.7	92.3	1.5
19-20	0.0	0.0	0.0	0.2	0.2	0.2	0.2	0.2	0.2	0.3	2.0	4.5	6.1	93.9	2.4
20-21	0.0	0.2	0.2	0.2	0.3	0.5	0.5	0.7	0.8	1.0	2.6	4.9	6.9	93.1	2.1
21-22	0.0	0.0	0.2	0.3	0.5	0.7	0.7	0.8	0.8	0.8	3.0	4.5	7.8	92.2	2.9
22-23	0.0	0.0	0.0	0.3	0.3	0.3	0.5	0.5	0.5	0.7	2.7	5.2	9.3	90.7	6.1
23-00	0.0	0.0	0.2	0.4	0.4	0.4	0.4	0.7	0.7	1.1	2.6	6.1	10.7	89.3	12.6

Hourly frequencies (%) of visibility for April

Hour (UTC)	Visibility (m)														
	<100	<200	<300	<400	<500	<600	<800	<1000	<1200	<1500	<3000	<5km	<8km	>=8km	N/A
00-01	—	—	—	—	—	—	—	—	—	—	—	—	—	—	91.0
01-02	—	—	—	—	—	—	—	—	—	—	—	—	—	—	95.7
02-03	0.0	1.1	1.1	1.1	1.1	1.1	1.1	1.1	1.1	1.1	3.2	5.0	8.2	91.8	53.0
03-04	0.0	1.1	1.1	1.3	1.5	1.5	1.5	1.7	1.7	1.7	4.6	6.8	12.4	87.6	9.8
04-05	0.0	0.0	0.5	0.5	0.7	0.9	1.0	1.7	1.9	2.0	5.1	8.7	16.7	83.3	2.2
05-06	0.0	0.2	0.7	1.2	1.3	1.3	1.5	2.0	2.0	2.7	5.6	9.3	17.4	82.6	1.2
06-07	0.0	0.2	0.8	1.0	1.2	1.4	1.4	2.0	2.2	3.1	4.9	9.2	15.1	84.9	1.7
07-08	0.0	0.2	0.3	0.3	0.3	0.5	0.8	0.8	0.8	0.8	4.5	7.6	12.4	87.6	0.8
08-09	0.0	0.0	0.0	0.0	0.0	0.0	0.0	0.0	0.2	0.5	2.8	6.2	8.1	91.9	3.2
09-10	0.0	0.0	0.0	0.0	0.0	0.0	0.0	0.0	0.0	0.2	2.1	4.8	8.0	92.0	2.5
10-11	0.0	0.0	0.0	0.2	0.2	0.2	0.2	0.2	0.2	0.2	1.2	2.2	5.6	94.4	1.7
11-12	0.0	0.0	0.0	0.0	0.0	0.0	0.0	0.0	0.0	0.0	0.9	2.4	4.9	95.1	2.3
12-13	0.0	0.0	0.0	0.0	0.0	0.0	0.0	0.2	0.5	0.7	0.7	1.7	4.0	96.0	0.8
13-14	0.0	0.0	0.0	0.0	0.0	0.0	0.0	0.0	0.0	0.0	0.3	1.3	3.2	96.8	1.2
14-15	0.0	0.0	0.0	0.0	0.0	0.2	0.2	0.2	0.3	0.3	0.7	2.1	3.6	96.4	2.5
15-16	0.0	0.0	0.0	0.0	0.0	0.2	0.2	0.2	0.3	0.3	0.7	1.5	3.1	96.9	2.2
16-17	0.0	0.0	0.0	0.0	0.0	0.0	0.0	0.0	0.0	0.0	0.7	1.2	2.9	97.1	2.3
17-18	0.0	0.0	0.0	0.0	0.0	0.0	0.0	0.0	0.3	0.3	1.0	1.7	3.4	96.6	3.0
18-19	0.0	0.0	0.0	0.0	0.0	0.0	0.0	0.0	0.2	0.2	0.8	1.5	3.5	96.5	1.2
19-20	0.0	0.0	0.2	0.2	0.2	0.2	0.2	0.3	0.3	0.3	1.0	1.5	4.1	95.9	1.5
20-21	0.0	0.0	0.0	0.0	0.0	0.0	0.0	0.0	0.0	0.0	0.9	1.4	4.8	95.2	2.2
21-22	0.0	0.0	0.0	0.2	0.2	0.2	0.2	0.2	0.2	0.3	0.9	1.5	4.6	95.4	3.0
22-23	0.0	0.0	0.0	0.0	0.0	0.2	0.2	0.4	0.4	0.6	1.9	2.8	5.8	94.2	10.7
23-00	0.0	0.0	0.0	0.0	0.0	0.0	0.0	0.2	0.4	0.4	2.5	4.0	7.0	93.0	25.7

Email: climatologie@airport.etat.lu
Tél: +352 4798-27003

© Copyright MeteoLux. All rights reserved.

Administration de la navigation aérienne
4, route de Trèves
L-2632 Luxembourg

Hourly frequencies (%) of visibility for May

Hour (UTC)	Visibility (m)														
	<100	<200	<300	<400	<500	<600	<800	<1000	<1200	<1500	<3000	<5km	<8km	>=8km	N/A
00-01	—	—	—	—	—	—	—	—	—	—	—	—	—	—	92.3
01-02	—	—	—	—	—	—	—	—	—	—	—	—	—	—	96.1
02-03	0.0	0.7	0.7	1.0	1.0	1.7	1.7	1.7	1.7	1.7	3.0	5.7	12.8	87.2	52.3
03-04	0.2	0.7	1.0	1.2	1.2	1.2	1.2	1.2	1.4	1.6	2.6	6.6	14.3	85.7	7.6
04-05	0.5	1.0	1.0	1.0	1.2	1.3	1.3	1.8	1.8	1.8	3.1	8.6	15.2	84.8	2.3
05-06	0.3	0.7	1.1	1.1	1.3	1.5	1.5	1.5	1.6	2.0	4.1	9.0	15.7	84.3	1.6
06-07	0.0	0.3	0.5	0.5	0.5	0.5	0.5	0.7	0.8	0.8	3.3	6.8	13.7	86.3	2.6
07-08	0.0	0.0	0.2	0.2	0.2	0.2	0.2	0.3	0.3	0.3	1.2	4.8	8.5	91.5	2.9
08-09	0.0	0.0	0.0	0.0	0.0	0.0	0.0	0.0	0.0	0.3	0.8	3.0	6.7	93.3	1.6
09-10	0.0	0.0	0.0	0.0	0.0	0.0	0.0	0.0	0.0	0.0	0.3	1.0	3.8	96.2	1.8
10-11	0.0	0.0	0.0	0.0	0.0	0.0	0.0	0.0	0.0	0.0	0.2	0.8	2.6	97.4	1.9
11-12	0.0	0.0	0.0	0.0	0.0	0.0	0.0	0.0	0.0	0.2	0.2	1.0	3.1	96.9	1.5
12-13	0.0	0.0	0.0	0.0	0.0	0.0	0.0	0.0	0.0	0.0	0.2	1.0	2.6	97.4	2.3
13-14	0.0	0.0	0.0	0.0	0.0	0.0	0.0	0.0	0.0	0.0	0.0	0.7	2.5	97.5	2.3
14-15	0.0	0.0	0.0	0.0	0.0	0.0	0.0	0.0	0.0	0.0	0.2	0.7	1.6	98.4	1.9
15-16	0.0	0.0	0.0	0.0	0.0	0.0	0.0	0.0	0.0	0.0	0.0	0.8	2.1	97.9	1.8
16-17	0.0	0.0	0.0	0.0	0.0	0.0	0.0	0.0	0.0	0.0	0.0	1.0	2.3	97.7	2.7
17-18	0.0	0.0	0.0	0.0	0.0	0.0	0.0	0.0	0.0	0.0	0.2	1.1	2.8	97.2	1.5
18-19	0.0	0.0	0.0	0.0	0.0	0.0	0.0	0.0	0.0	0.0	0.2	0.7	2.0	98.0	2.6
19-20	0.0	0.0	0.0	0.0	0.0	0.0	0.0	0.0	0.0	0.0	0.5	1.5	3.3	96.7	1.3
20-21	0.0	0.0	0.0	0.0	0.0	0.0	0.0	0.0	0.0	0.0	0.7	1.5	2.3	97.7	1.6
21-22	0.0	0.0	0.0	0.0	0.0	0.0	0.0	0.0	0.0	0.0	0.8	1.2	3.1	96.9	4.8
22-23	0.0	0.0	0.0	0.0	0.0	0.0	0.0	0.0	0.0	0.0	1.1	1.5	5.5	94.5	12.4
23-00	0.0	0.0	0.0	0.0	0.0	0.0	0.0	0.0	0.0	0.0	1.1	2.6	7.6	92.4	25.8

Hourly frequencies (%) of visibility for June

Hour (UTC)	Visibility (m)														
	<100	<200	<300	<400	<500	<600	<800	<1000	<1200	<1500	<3000	<5km	<8km	>=8km	N/A
00-01	—	—	—	—	—	—	—	—	—	—	—	—	—	—	89.0
01-02	—	—	—	—	—	—	—	—	—	—	—	—	—	—	94.8
02-03	0.0	0.3	0.7	0.7	0.7	1.0	1.0	1.7	1.7	1.7	3.1	8.0	11.8	88.2	51.8
03-04	0.0	0.9	1.1	1.8	2.0	2.0	2.0	2.0	2.2	2.3	6.1	10.4	14.6	85.4	7.3
04-05	0.0	1.7	1.7	1.7	1.7	1.7	2.0	2.0	2.2	2.2	5.1	9.7	16.0	84.0	2.0
05-06	0.0	0.8	1.2	1.2	1.2	1.2	1.4	1.7	2.4	2.4	4.6	8.8	13.5	86.5	1.5
06-07	0.0	0.0	0.3	0.3	0.3	0.5	0.8	1.2	1.5	1.5	2.5	5.9	8.5	91.5	1.7
07-08	0.0	0.0	0.0	0.2	0.2	0.3	0.3	0.3	0.5	0.7	1.5	2.4	4.6	95.4	2.0
08-09	0.0	0.0	0.0	0.0	0.0	0.0	0.0	0.0	0.0	0.0	1.0	2.9	5.1	94.9	2.2
09-10	0.0	0.0	0.0	0.0	0.0	0.0	0.0	0.0	0.0	0.0	0.7	2.7	4.6	95.4	2.5
10-11	0.0	0.0	0.0	0.0	0.0	0.0	0.0	0.0	0.0	0.0	0.5	1.5	3.4	96.6	2.0
11-12	0.0	0.0	0.0	0.0	0.0	0.0	0.0	0.0	0.0	0.0	0.5	1.0	2.0	98.0	1.3
12-13	0.0	0.0	0.0	0.0	0.0	0.0	0.0	0.0	0.0	0.0	0.2	1.2	2.9	97.1	1.8
13-14	0.0	0.0	0.0	0.0	0.0	0.0	0.0	0.0	0.0	0.0	0.3	0.5	2.2	97.8	1.5
14-15	0.0	0.0	0.0	0.0	0.0	0.0	0.0	0.0	0.0	0.0	0.2	0.7	1.9	98.1	1.5
15-16	0.0	0.0	0.0	0.0	0.0	0.0	0.0	0.0	0.0	0.0	0.2	1.4	1.9	98.1	1.7
16-17	0.0	0.0	0.0	0.0	0.0	0.0	0.0	0.0	0.2	0.2	0.2	0.8	1.4	98.6	1.8
17-18	0.0	0.0	0.0	0.0	0.0	0.0	0.0	0.0	0.0	0.0	0.3	0.5	1.0	99.0	1.3
18-19	0.0	0.0	0.0	0.0	0.0	0.0	0.0	0.0	0.0	0.0	0.7	1.2	1.7	98.3	2.5
19-20	0.0	0.0	0.0	0.0	0.0	0.0	0.0	0.0	0.0	0.0	0.2	1.9	3.2	96.8	1.7
20-21	0.0	0.0	0.2	0.2	0.2	0.2	0.2	0.2	0.2	0.2	0.3	1.5	2.6	97.4	2.8
21-22	0.0	0.0	0.0	0.0	0.0	0.0	0.0	0.0	0.0	0.0	0.2	1.9	3.6	96.4	3.0
22-23	0.0	0.0	0.0	0.0	0.0	0.0	0.0	0.0	0.0	0.0	0.0	2.0	4.3	95.7	10.0
23-00	0.0	0.2	0.2	0.2	0.2	0.2	0.2	0.4	0.7	0.7	1.5	4.1	9.5	90.5	23.2

Email: climatologie@airport.etat.lu
Tél: +352 4798-27003

© Copyright MeteoLux. All rights reserved.

Administration de la navigation aérienne
4, route de Trèves
L-2632 Luxembourg

Hourly frequencies (%) of visibility for July

Hour (UTC)	Visibility (m)														
	<100	<200	<300	<400	<500	<600	<800	<1000	<1200	<1500	<3000	<5km	<8km	>=8km	N/A
00-01	—	—	—	—	—	—	—	—	—	—	—	—	—	—	90.0
01-02	—	—	—	—	—	—	—	—	—	—	—	—	—	—	95.0
02-03	0.0	0.0	0.0	0.0	0.4	1.1	1.1	1.8	1.8	1.8	2.5	3.9	6.0	94.0	54.0
03-04	0.0	0.0	0.2	0.2	0.2	0.4	0.5	1.1	1.1	1.1	2.7	4.6	8.7	91.3	9.5
04-05	0.0	0.2	0.7	0.7	0.7	0.7	0.7	0.8	1.2	1.2	3.0	5.3	9.1	90.9	2.1
05-06	0.0	0.0	0.3	0.5	0.5	0.5	0.5	0.5	0.5	0.5	2.1	5.2	9.3	90.7	0.8
06-07	0.0	0.0	0.2	0.2	0.2	0.2	0.2	0.2	0.2	0.2	1.3	4.4	7.0	93.0	1.5
07-08	0.0	0.0	0.0	0.0	0.0	0.0	0.0	0.0	0.0	0.0	1.3	3.2	5.5	94.5	3.2
08-09	0.0	0.0	0.0	0.0	0.0	0.0	0.0	0.0	0.0	0.0	1.1	2.8	5.1	94.9	1.1
09-10	0.0	0.0	0.0	0.0	0.0	0.0	0.0	0.0	0.0	0.0	1.2	2.1	4.6	95.4	2.3
10-11	0.0	0.0	0.0	0.0	0.0	0.0	0.0	0.0	0.0	0.0	0.8	2.0	3.5	96.5	1.9
11-12	0.0	0.0	0.0	0.0	0.0	0.0	0.0	0.0	0.0	0.0	0.8	1.3	2.0	98.0	1.5
12-13	0.0	0.0	0.0	0.0	0.0	0.0	0.0	0.0	0.0	0.0	0.0	1.3	1.7	98.3	2.3
13-14	0.0	0.0	0.0	0.0	0.0	0.0	0.0	0.0	0.2	0.2	0.5	1.5	2.0	98.0	3.1
14-15	0.0	0.0	0.0	0.0	0.0	0.0	0.0	0.0	0.0	0.0	0.0	0.5	1.2	98.8	2.9
15-16	0.0	0.0	0.0	0.0	0.0	0.0	0.0	0.0	0.0	0.0	0.3	0.7	1.0	99.0	2.7
16-17	0.0	0.0	0.0	0.0	0.0	0.0	0.0	0.0	0.2	0.2	0.3	1.1	1.6	98.4	1.6
17-18	0.0	0.0	0.0	0.0	0.0	0.0	0.0	0.0	0.0	0.0	0.2	0.7	2.0	98.0	2.9
18-19	0.0	0.0	0.0	0.0	0.0	0.0	0.0	0.0	0.0	0.0	0.2	0.7	2.0	98.0	1.5
19-20	0.0	0.0	0.0	0.0	0.0	0.0	0.0	0.0	0.0	0.0	0.0	0.8	1.5	98.5	1.6
20-21	0.0	0.0	0.0	0.0	0.0	0.0	0.0	0.0	0.0	0.0	0.3	1.0	2.2	97.8	2.7
21-22	0.0	0.0	0.0	0.0	0.0	0.0	0.0	0.0	0.0	0.0	0.0	1.3	2.2	97.8	3.9
22-23	0.0	0.0	0.0	0.0	0.0	0.0	0.0	0.0	0.0	0.0	0.3	1.7	3.3	96.7	6.8
23-00	0.0	0.0	0.0	0.2	0.2	0.4	0.4	0.4	0.4	0.4	0.9	2.3	4.0	96.0	24.2

Hourly frequencies (%) of visibility for August

Hour (UTC)	Visibility (m)														
	<100	<200	<300	<400	<500	<600	<800	<1000	<1200	<1500	<3000	<5km	<8km	>=8km	N/A
00-01	—	—	—	—	—	—	—	—	—	—	—	—	—	—	90.5
01-02	—	—	—	—	—	—	—	—	—	—	—	—	—	—	96.1
02-03	0.0	0.0	0.0	0.0	0.0	0.7	0.7	0.7	0.7	1.0	1.4	3.5	8.0	92.0	53.5
03-04	0.0	0.0	0.2	0.2	0.4	0.4	0.4	0.7	0.7	0.9	1.4	3.8	8.1	91.9	10.0
04-05	0.0	0.0	0.5	0.7	0.7	0.8	1.3	1.5	1.5	1.5	3.3	7.1	11.6	88.4	2.4
05-06	0.0	0.8	1.5	1.8	2.0	2.0	2.0	2.0	2.3	2.8	4.4	8.0	14.3	85.7	1.8
06-07	0.0	0.0	0.3	0.3	0.5	0.5	0.5	0.8	1.0	1.0	2.5	6.2	10.8	89.2	1.3
07-08	0.0	0.2	0.2	0.2	0.2	0.2	0.3	0.3	0.5	0.5	1.3	3.1	7.3	92.7	2.6
08-09	0.0	0.0	0.0	0.0	0.0	0.0	0.0	0.0	0.0	0.0	1.8	3.0	4.7	95.3	2.9
09-10	0.0	0.0	0.0	0.0	0.0	0.0	0.0	0.0	0.0	0.0	0.8	2.0	3.3	96.7	1.9
10-11	0.0	0.0	0.0	0.0	0.0	0.0	0.0	0.0	0.0	0.0	0.2	0.8	2.5	97.5	1.9
11-12	0.0	0.0	0.0	0.0	0.0	0.0	0.0	0.0	0.0	0.0	1.0	1.6	3.1	96.9	0.8
12-13	0.0	0.0	0.0	0.0	0.0	0.0	0.0	0.0	0.0	0.0	0.5	0.8	1.8	98.2	1.5
13-14	0.0	0.0	0.0	0.0	0.0	0.0	0.0	0.0	0.0	0.0	0.0	0.7	1.0	98.9	1.8
14-15	0.0	0.0	0.0	0.0	0.0	0.0	0.0	0.0	0.0	0.0	0.0	0.2	0.3	99.7	2.7
15-16	0.0	0.0	0.0	0.0	0.0	0.0	0.0	0.0	0.0	0.0	0.2	0.3	1.0	99.0	1.8
16-17	0.0	0.0	0.0	0.0	0.0	0.0	0.0	0.0	0.0	0.0	0.3	0.8	1.1	98.9	1.1
17-18	0.0	0.0	0.0	0.0	0.0	0.0	0.0	0.2	0.2	0.2	0.2	1.2	2.0	98.0	2.7
18-19	0.0	0.0	0.0	0.0	0.0	0.0	0.0	0.0	0.0	0.2	0.3	2.3	3.3	96.7	1.8
19-20	0.0	0.0	0.0	0.0	0.0	0.0	0.0	0.0	0.0	0.0	0.2	0.8	1.5	98.5	1.1
20-21	0.0	0.0	0.0	0.0	0.0	0.0	0.0	0.0	0.0	0.0	0.3	1.5	2.6	97.4	1.8
21-22	0.0	0.0	0.2	0.2	0.2	0.2	0.2	0.2	0.2	0.2	0.5	1.7	3.5	96.5	3.5
22-23	0.0	0.0	0.2	0.2	0.2	0.2	0.2	0.2	0.2	0.4	1.1	2.5	3.8	96.2	10.8
23-00	0.0	0.0	0.0	0.0	0.0	0.0	0.0	0.0	0.2	0.2	1.0	1.6	2.9	97.1	21.6

Email: climatologie@airport.etat.lu
Tél: +352 4798-27003

© Copyright MeteoLux. All rights reserved.

Administration de la navigation aérienne
4, route de Trèves
L-2632 Luxembourg

Hourly frequencies (%) of visibility for September

Hour (UTC)	Visibility (m)														
	<100	<200	<300	<400	<500	<600	<800	<1000	<1200	<1500	<3000	<5km	<8km	>=8km	N/A
00-01	—	—	—	—	—	—	—	—	—	—	—	—	—	—	92.7
01-02	—	—	—	—	—	—	—	—	—	—	—	—	—	—	97.8
02-03	0.0	0.7	0.7	1.1	1.1	1.4	1.4	1.8	2.1	2.1	2.8	8.4	16.8	83.2	52.5
03-04	0.0	1.3	1.5	1.6	1.6	1.6	1.6	2.4	2.6	3.1	4.8	10.6	18.3	81.7	8.8
04-05	0.0	0.8	1.2	2.4	2.5	2.7	2.9	3.5	3.5	3.7	7.3	13.0	21.6	78.4	1.2
05-06	0.2	2.2	4.0	4.1	4.5	4.8	5.2	5.5	5.7	6.2	9.5	15.5	22.2	77.8	3.0
06-07	0.0	2.1	3.1	4.0	4.0	4.3	4.6	5.3	5.7	5.8	9.8	13.9	21.3	78.7	3.0
07-08	0.0	0.7	1.4	2.0	2.4	3.4	3.9	4.4	4.6	4.7	7.6	10.5	16.6	83.4	1.5
08-09	0.0	0.2	0.3	0.5	0.7	0.9	0.9	1.4	1.4	1.9	5.0	7.9	12.1	87.9	2.5
09-10	0.0	0.0	0.0	0.0	0.0	0.0	0.0	0.2	0.2	0.3	1.9	4.9	7.4	92.6	1.0
10-11	0.0	0.0	0.0	0.0	0.0	0.0	0.0	0.0	0.0	0.0	0.5	3.2	4.6	95.4	1.5
11-12	0.0	0.0	0.0	0.0	0.0	0.0	0.0	0.0	0.0	0.0	0.2	1.4	2.7	97.3	2.0
12-13	0.0	0.0	0.0	0.0	0.0	0.0	0.0	0.0	0.0	0.0	1.2	1.7	2.7	97.3	1.2
13-14	0.0	0.0	0.0	0.0	0.0	0.0	0.0	0.0	0.0	0.0	0.9	1.4	2.1	97.9	4.2
14-15	0.0	0.0	0.0	0.0	0.0	0.0	0.0	0.0	0.0	0.0	0.3	1.2	2.1	97.9	3.0
15-16	0.0	0.0	0.0	0.0	0.0	0.0	0.0	0.0	0.0	0.0	0.7	1.0	2.4	97.6	2.7
16-17	0.0	0.0	0.0	0.0	0.0	0.0	0.0	0.0	0.0	0.0	0.7	1.4	2.7	97.3	1.8
17-18	0.0	0.0	0.0	0.0	0.0	0.0	0.0	0.0	0.0	0.0	0.3	1.9	4.4	95.6	2.0
18-19	0.0	0.0	0.0	0.0	0.0	0.0	0.0	0.0	0.0	0.0	0.2	1.0	2.7	97.3	1.7
19-20	0.0	0.0	0.2	0.2	0.3	0.3	0.3	0.3	0.3	0.3	0.9	2.0	3.4	96.6	2.0
20-21	0.0	0.0	0.0	0.0	0.2	0.2	0.2	0.5	0.5	0.5	1.3	2.2	4.2	95.8	1.2
21-22	0.0	0.0	0.0	0.0	0.0	0.0	0.0	0.2	0.2	0.2	0.9	1.9	4.4	95.6	5.3
22-23	0.0	0.0	0.0	0.4	0.4	0.4	0.4	0.6	0.6	0.6	1.4	3.1	7.4	92.6	13.8
23-00	0.0	0.4	0.4	0.4	0.4	1.1	1.1	1.1	1.1	1.5	1.9	3.9	8.2	91.8	22.3

Hourly frequencies (%) of visibility for October

Hour (UTC)	Visibility (m)														
	<100	<200	<300	<400	<500	<600	<800	<1000	<1200	<1500	<3000	<5km	<8km	>=8km	N/A
00-01	—	—	—	—	—	—	—	—	—	—	—	—	—	—	90.0
01-02	—	—	—	—	—	—	—	—	—	—	—	—	—	—	96.1
02-03	0.0	2.7	4.0	5.1	5.4	6.4	6.4	6.7	7.4	7.7	13.1	20.9	34.3	65.7	52.1
03-04	0.0	2.0	2.8	4.4	4.6	5.0	5.5	6.4	6.9	8.0	15.5	22.6	33.4	66.6	9.2
04-05	0.0	2.0	3.4	5.1	5.4	6.4	7.6	8.5	8.9	10.0	17.2	26.8	38.4	61.6	1.8
05-06	0.0	3.3	4.3	6.3	6.4	7.8	8.4	10.2	10.9	12.5	19.5	29.4	40.8	59.2	2.3
06-07	0.2	5.3	6.9	8.4	8.4	9.2	9.9	11.6	12.2	13.2	19.8	30.9	40.8	59.2	2.3
07-08	0.2	4.0	4.8	6.3	6.7	7.7	8.0	8.8	8.8	10.0	16.8	23.8	34.8	65.2	3.1
08-09	0.0	1.6	2.8	3.8	3.9	4.3	4.4	5.1	5.2	6.4	12.8	19.7	27.4	72.6	1.6
09-10	0.0	0.5	1.3	1.8	2.0	2.0	2.1	2.9	3.1	3.6	9.2	16.7	23.7	76.3	1.5
10-11	0.0	0.5	0.7	0.7	0.7	0.8	0.8	1.5	1.7	1.7	4.6	10.8	16.6	83.4	4.7
11-12	0.0	0.5	0.8	0.8	0.8	0.8	0.8	0.8	0.8	0.8	2.1	6.9	10.1	89.9	2.3
12-13	0.0	0.2	0.3	0.3	0.3	0.3	0.3	0.3	0.3	0.7	1.8	6.3	9.5	90.5	1.9
13-14	0.0	0.2	0.3	0.3	0.3	0.3	0.3	0.3	0.3	0.3	2.1	4.6	7.2	92.8	1.8
14-15	0.0	0.0	0.3	0.3	0.3	0.3	0.5	0.5	0.5	0.5	1.5	5.0	9.4	90.6	2.6
15-16	0.0	0.0	0.0	0.0	0.2	0.2	0.2	0.3	0.3	0.5	0.8	2.7	6.0	94.0	3.2
16-17	0.0	0.0	0.0	0.0	0.0	0.2	0.2	0.2	0.3	0.3	1.3	3.5	6.6	93.4	2.3
17-18	0.0	0.0	0.0	0.0	0.0	0.0	0.0	0.2	0.2	0.2	1.3	4.5	8.0	92.0	2.7
18-19	0.0	0.5	0.7	0.7	0.7	0.7	0.7	0.7	0.7	0.7	1.5	3.6	7.7	92.3	1.5
19-20	0.0	0.2	0.7	0.7	0.8	0.8	0.8	1.0	1.0	1.3	2.6	5.9	9.9	90.1	2.1
20-21	0.0	0.8	0.8	0.8	1.0	1.0	1.0	1.3	1.5	2.0	3.6	7.7	12.8	87.2	1.6
21-22	0.2	0.8	1.0	1.7	2.0	2.2	2.3	3.0	3.5	3.7	5.5	9.8	15.3	84.7	3.1
22-23	0.0	1.3	1.8	2.2	2.5	3.2	3.4	3.8	4.1	4.3	7.3	12.5	17.7	82.3	10.0
23-00	0.4	1.7	2.3	2.3	2.7	2.7	3.1	3.7	3.9	4.4	8.5	14.7	21.0	79.0	22.3

Email: climatologie@airport.etat.lu
Tél: +352 4798-27003

© Copyright MeteoLux. All rights reserved.

Administration de la navigation aérienne
4, route de Trèves
L-2632 Luxembourg

Hourly frequencies (%) of visibility for November

Hour (UTC)	Visibility (m)														
	<100	<200	<300	<400	<500	<600	<800	<1000	<1200	<1500	<3000	<5km	<8km	>=8km	N/A
00-01	—	—	—	—	—	—	—	—	—	—	—	—	—	—	83.8
01-02	—	—	—	—	—	—	—	—	—	—	—	—	—	—	93.8
02-03	0.3	6.2	9.0	11.0	11.7	12.4	12.4	12.8	13.1	14.8	21.0	32.8	43.4	56.6	51.7
03-04	0.0	6.6	9.3	11.0	11.2	12.0	12.0	13.1	13.9	14.6	22.6	32.3	42.3	57.7	12.2
04-05	0.0	6.9	10.2	11.1	11.6	12.3	12.7	13.4	13.5	14.4	23.0	32.0	44.8	55.2	5.2
05-06	0.0	6.9	10.7	11.7	12.4	13.6	13.8	14.8	15.3	16.7	25.7	33.3	46.0	54.0	3.3
06-07	0.2	8.3	12.0	13.7	13.9	14.4	14.9	16.2	16.4	17.9	27.7	37.0	48.6	51.4	1.3
07-08	0.3	9.3	12.5	14.6	15.0	16.0	16.3	17.8	18.5	19.0	27.4	38.0	46.6	53.4	1.0
08-09	0.3	8.1	11.0	13.0	13.2	14.1	15.1	16.3	16.6	17.3	23.8	35.0	46.8	53.2	2.8
09-10	0.7	6.5	7.9	10.0	10.5	11.5	11.7	12.7	13.4	14.5	19.1	29.3	40.4	59.6	3.2
10-11	0.0	4.1	6.3	7.3	7.3	8.5	8.7	10.2	10.4	10.5	15.8	23.1	34.5	65.5	1.8
11-12	0.0	2.6	4.1	4.9	4.9	5.5	5.5	6.1	6.3	6.5	12.8	18.1	27.6	72.4	2.3
12-13	0.2	1.9	3.1	3.3	3.8	3.9	4.5	5.3	5.3	5.8	9.8	17.3	22.4	77.6	2.7
13-14	0.3	1.7	2.1	3.1	3.3	3.3	3.3	3.6	3.8	4.5	9.1	15.4	21.4	78.6	2.7
14-15	0.3	2.6	3.4	3.9	4.3	4.4	4.6	4.8	4.8	5.1	8.2	15.3	22.6	77.2	2.0
15-16	0.3	3.6	4.2	5.4	5.8	5.8	5.8	6.1	6.3	6.3	10.8	17.6	25.1	74.9	1.7
16-17	0.3	3.9	5.0	6.2	6.2	6.8	7.0	7.4	7.5	7.9	12.5	19.3	28.8	71.2	2.7
17-18	0.2	4.8	6.0	6.8	7.0	7.2	7.2	8.2	8.5	9.0	12.5	18.1	25.6	74.4	2.3
18-19	0.0	4.2	4.9	5.4	5.6	6.6	6.6	7.1	7.1	7.6	12.9	18.0	26.7	73.3	1.8
19-20	0.0	3.9	4.6	5.0	5.0	6.2	6.3	7.5	7.9	8.4	14.4	19.3	28.8	71.2	2.7
20-21	0.0	3.4	4.8	5.8	6.8	7.0	7.5	8.2	8.4	9.2	15.5	21.8	29.5	70.5	2.3
21-22	0.3	4.6	5.4	7.5	7.7	7.7	8.2	9.2	9.2	9.5	16.2	22.8	32.5	67.5	2.0
22-23	0.3	6.5	7.2	8.9	9.4	10.1	10.3	10.6	10.6	12.3	17.1	25.0	35.8	64.2	2.7
23-00	0.2	6.5	7.4	8.7	8.9	9.1	9.3	9.8	10.4	11.1	16.7	26.1	38.0	62.0	10.0

Hourly frequencies (%) of visibility for December

Hour (UTC)	Visibility (m)														
	<100	<200	<300	<400	<500	<600	<800	<1000	<1200	<1500	<3000	<5km	<8km	>=8km	N/A
00-01	—	—	—	—	—	—	—	—	—	—	—	—	—	—	77.3
01-02	—	—	—	—	—	—	—	—	—	—	—	—	—	—	91.3
02-03	0.3	7.5	11.6	12.7	13.0	14.0	15.4	17.1	17.5	19.5	28.8	38.0	47.9	52.1	52.9
03-04	0.4	7.1	10.2	12.9	13.4	14.2	15.2	16.3	16.9	17.9	28.2	39.3	49.5	50.5	16.0
04-05	0.4	7.0	10.7	12.1	12.5	13.4	14.1	15.6	16.3	17.4	28.6	37.1	48.9	51.1	8.2
05-06	0.3	5.7	8.6	11.7	12.1	13.1	13.9	16.4	17.3	18.8	28.9	38.4	48.5	51.5	3.9
06-07	0.0	6.0	9.8	11.6	12.6	13.3	14.0	15.1	15.4	17.8	31.4	41.2	52.0	48.0	2.9
07-08	0.5	8.7	11.6	13.2	14.2	15.5	15.8	18.6	19.8	20.8	32.5	44.2	56.4	43.6	2.3
08-09	1.5	8.1	12.2	13.7	14.3	15.5	16.3	18.8	19.6	21.1	33.9	45.3	54.2	45.8	2.1
09-10	1.2	7.3	10.8	12.3	13.0	13.5	14.5	16.3	17.4	19.8	28.9	38.9	49.5	50.5	2.9
10-11	1.0	5.3	8.4	9.9	10.9	11.7	12.4	14.3	15.0	16.1	22.4	30.0	43.7	56.3	2.1
11-12	0.3	3.3	6.9	8.9	9.4	10.4	10.5	11.7	12.0	13.8	20.4	28.3	39.5	60.5	1.9
12-13	0.5	3.9	6.2	7.1	7.1	8.2	8.4	9.9	10.5	12.8	19.4	25.9	33.5	66.5	1.8
13-14	0.8	3.4	4.6	5.6	6.9	7.6	8.4	8.9	9.9	11.5	18.4	24.3	32.3	67.7	1.8
14-15	0.3	4.0	5.0	6.1	6.4	6.8	7.3	8.9	8.9	10.4	17.9	24.0	30.7	69.3	2.4
15-16	0.0	3.8	5.2	6.2	6.7	7.5	7.7	8.9	9.5	10.8	18.9	23.4	33.0	67.0	1.6
16-17	0.0	3.6	5.3	6.1	6.3	7.3	8.3	9.3	9.5	10.8	19.2	25.2	35.3	64.7	2.7
17-18	0.3	3.6	5.6	7.3	7.6	8.3	8.9	10.1	10.6	11.6	16.9	25.7	35.3	64.7	2.6
18-19	0.3	4.1	5.4	6.7	7.6	7.9	9.0	9.7	10.2	11.8	16.7	24.8	33.7	66.3	1.8
19-20	0.5	4.1	5.5	6.8	6.8	7.4	8.1	8.8	9.6	10.9	17.9	24.5	36.0	64.0	2.4
20-21	0.2	4.1	5.6	6.1	6.2	7.2	7.4	7.9	8.5	10.0	17.2	27.0	38.0	62.0	1.5
21-22	0.3	3.8	5.3	7.3	7.3	8.2	8.2	8.8	9.5	10.7	18.0	29.0	36.9	63.1	3.4
22-23	0.2	5.0	7.3	9.5	9.5	9.7	10.2	10.8	11.2	12.3	19.8	29.0	38.2	61.8	3.2
23-00	0.4	5.3	7.2	9.5	9.9	10.8	11.0	12.0	12.2	13.1	20.7	28.3	39.2	60.8	8.7

Email: climatologie@airport.etat.lu
Tél: +352 4798-27003

© Copyright MeteoLux. All rights reserved.

Administration de la navigation aérienne
4, route de Trèves
L-2632 Luxembourg

2.2 Runway visual range (RVR)

2.2.1 Hourly RVR per ten-year period

Hourly frequencies (%) of RVR for 2016 to 2025

Hour (UTC)	Runway Visual Range (m)														
	<50	<100	<125	<150	<175	<200	<300	<350	<500	<550	<600	<800	<1200	<1500	N/A
00-01	0.0	0.0	0.0	0.0	0.0	0.0	0.4	0.7	1.7	2.0	2.1	3.1	4.1	4.4	0.0
01-02	0.0	0.0	0.0	0.0	0.0	0.0	0.4	0.8	1.8	2.3	2.6	3.4	4.5	4.7	0.0
02-03	0.0	0.0	0.0	0.0	0.0	0.0	0.5	0.8	2.1	2.5	2.8	3.9	4.8	5.1	0.0
03-04	0.0	0.0	0.0	0.0	0.0	0.0	0.6	0.9	2.4	3.0	3.2	4.1	5.2	5.4	0.0
04-05	0.0	0.0	0.0	0.0	0.0	0.1	0.7	1.2	2.6	3.0	3.3	4.2	5.4	5.8	0.0
05-06	0.0	0.0	0.0	0.0	0.0	0.1	0.9	1.5	2.8	3.3	3.6	4.9	6.0	6.4	0.0
06-07	0.0	0.0	0.0	0.0	0.1	0.3	1.2	1.6	3.0	3.5	3.8	4.9	6.1	6.5	0.0
07-08	0.0	0.0	0.0	0.1	0.2	0.5	1.7	2.2	3.5	3.8	4.0	4.8	5.8	6.1	0.0
08-09	0.0	0.0	0.0	0.0	0.3	0.5	1.9	2.4	3.4	3.6	3.8	4.4	5.3	5.7	0.1
09-10	0.0	0.0	0.0	0.0	0.2	0.4	1.5	1.9	2.9	3.0	3.2	3.9	4.7	4.9	0.0
10-11	0.0	0.0	0.0	0.0	0.2	0.3	1.0	1.5	2.0	2.3	2.4	2.9	3.5	3.7	0.0
11-12	0.0	0.0	0.0	0.0	0.1	0.2	1.0	1.2	1.7	1.8	1.8	2.3	2.8	3.1	0.0
12-13	0.0	0.0	0.0	0.0	0.1	0.1	0.7	1.0	1.4	1.5	1.6	1.8	2.4	2.7	0.0
13-14	0.0	0.0	0.0	0.0	0.0	0.1	0.8	0.9	1.2	1.3	1.3	1.6	2.1	2.5	0.0
14-15	0.0	0.0	0.0	0.0	0.0	0.1	0.6	0.8	1.1	1.2	1.3	1.5	1.8	2.1	0.0
15-16	0.0	0.0	0.0	0.0	0.0	0.1	0.5	0.8	1.2	1.3	1.4	1.5	1.9	2.1	0.0
16-17	0.0	0.0	0.0	0.0	0.0	0.0	0.3	0.6	1.1	1.2	1.3	1.7	2.1	2.2	0.0
17-18	0.0	0.0	0.0	0.0	0.0	0.0	0.3	0.5	1.2	1.2	1.3	1.8	2.1	2.2	0.0
18-19	0.0	0.0	0.0	0.0	0.0	0.0	0.3	0.6	1.0	1.2	1.3	1.6	2.0	2.2	0.0
19-20	0.0	0.0	0.0	0.0	0.0	0.0	0.2	0.4	1.0	1.1	1.2	1.5	2.0	2.1	0.0
20-21	0.0	0.0	0.0	0.0	0.0	0.0	0.3	0.5	0.9	1.1	1.3	1.6	2.1	2.3	0.1
21-22	0.0	0.0	0.0	0.0	0.0	0.0	0.3	0.6	1.1	1.3	1.4	1.8	2.4	2.6	0.0
22-23	0.0	0.0	0.0	0.0	0.0	0.0	0.2	0.7	1.3	1.5	1.7	2.2	2.9	3.2	0.0
23-00	0.0	0.0	0.0	0.0	0.0	0.0	0.3	0.8	1.6	1.8	2.1	2.9	3.6	3.8	0.0

2.2.2 Monthly RVR per ten-year period

Monthly frequencies (%) of RVR for 2016 to 2025

Month	Runway Visual Range (m)														
	<50	<100	<125	<150	<175	<200	<300	<350	<500	<550	<600	<800	<1200	<1500	N/A
January	0.0	0.0	0.0	0.0	0.1	0.3	2.0	2.8	4.9	5.5	5.9	7.3	9.2	9.8	0.0
February	0.0	0.0	0.0	0.0	0.1	0.1	0.8	1.1	2.0	2.2	2.3	3.0	3.7	4.0	0.0
March	0.0	0.0	0.0	0.0	0.1	0.1	0.2	0.3	0.6	0.6	0.6	0.9	1.2	1.4	0.0
April	0.0	0.0	0.0	0.0	0.0	0.1	0.3	0.3	0.5	0.5	0.6	0.6	0.8	0.8	0.0
May	0.0	0.0	0.0	0.0	0.1	0.1	0.1	0.2	0.2	0.2	0.3	0.4	0.4	0.4	0.0
June	0.0	0.0	0.0	0.0	0.0	0.0	0.1	0.1	0.3	0.3	0.3	0.4	0.6	0.6	0.0
July	0.0	0.0	0.0	0.0	0.0	0.0	0.0	0.1	0.1	0.1	0.1	0.2	0.2	0.2	0.0
August	0.0	0.0	0.0	0.0	0.0	0.0	0.1	0.2	0.3	0.3	0.3	0.4	0.5	0.5	0.0
September	0.0	0.0	0.0	0.0	0.0	0.1	0.2	0.4	0.8	0.9	1.0	1.3	1.6	1.6	0.0
October	0.0	0.0	0.0	0.0	0.1	0.2	1.0	1.3	2.1	2.3	2.5	3.2	3.9	4.2	0.0
November	0.0	0.0	0.0	0.0	0.1	0.4	2.4	3.6	5.7	6.5	7.0	8.5	10.0	10.4	0.0
December	0.0	0.0	0.0	0.0	0.0	0.0	1.1	2.1	4.8	5.7	6.4	8.5	11.2	12.2	0.0

Email: climatologie@airport.etat.lu
Tél: +352 4798-27003
© Copyright MeteoLux. All rights reserved.
Administration de la navigation aérienne
4, route de Trèves
L-2632 Luxembourg

2.2.3 Hourly RVR per season

Hourly frequencies (%) of RVR for Winter

Hour (UTC)	Runway Visual Range (m)														
	<50	<100	<125	<150	<175	<200	<300	<350	<500	<550	<600	<800	<1200	<1500	N/A
00-01	0.0	0.0	0.0	0.0	0.0	0.0	0.4	1.2	3.5	4.0	4.3	6.5	8.5	9.3	0.1
01-02	0.0	0.0	0.0	0.0	0.0	0.0	0.3	1.4	3.4	4.5	5.1	6.7	8.3	8.9	0.0
02-03	0.0	0.0	0.0	0.0	0.0	0.0	0.7	1.1	3.8	4.8	5.3	7.5	9.1	10.0	0.1
03-04	0.0	0.0	0.0	0.0	0.0	0.0	0.7	1.0	3.7	4.8	5.4	7.3	9.7	10.6	0.0
04-05	0.0	0.0	0.0	0.0	0.0	0.0	0.5	1.1	3.6	4.5	5.2	7.0	9.3	10.1	0.1
05-06	0.0	0.0	0.0	0.0	0.0	0.0	0.8	1.8	4.1	4.9	5.5	7.5	9.9	10.9	0.0
06-07	0.0	0.0	0.0	0.0	0.0	0.0	0.9	1.8	3.7	4.9	5.6	8.0	9.9	10.5	0.0
07-08	0.0	0.0	0.0	0.0	0.1	0.3	2.3	3.1	6.4	7.2	7.7	9.6	11.7	12.5	0.0
08-09	0.0	0.0	0.0	0.0	0.4	0.9	4.0	5.2	7.7	8.1	8.4	10.0	12.5	13.4	0.1
09-10	0.0	0.0	0.0	0.0	0.3	0.8	3.4	4.5	7.5	7.8	8.3	10.0	12.0	12.7	0.0
10-11	0.0	0.0	0.0	0.1	0.4	0.6	2.8	4.4	5.9	6.5	6.7	8.0	9.4	10.3	0.0
11-12	0.0	0.0	0.0	0.0	0.1	0.5	2.8	3.5	5.1	5.4	5.6	6.9	8.2	9.4	0.0
12-13	0.0	0.0	0.0	0.1	0.1	0.3	1.9	2.8	4.2	4.5	4.7	5.3	6.9	7.8	0.1
13-14	0.0	0.0	0.0	0.0	0.1	0.2	2.3	2.7	3.4	3.8	3.9	4.7	6.3	7.6	0.0
14-15	0.0	0.0	0.0	0.1	0.1	0.3	1.6	2.1	2.9	3.3	3.6	4.2	5.2	5.8	0.1
15-16	0.0	0.0	0.0	0.0	0.0	0.1	1.1	1.9	3.2	3.5	3.7	4.1	5.3	5.7	0.0
16-17	0.0	0.0	0.0	0.0	0.0	0.0	0.9	1.4	2.8	3.2	3.4	4.8	5.7	5.9	0.0
17-18	0.0	0.0	0.0	0.0	0.0	0.0	0.8	1.2	3.2	3.4	3.7	4.8	6.0	6.2	0.1
18-19	0.0	0.0	0.0	0.0	0.0	0.0	0.6	1.1	2.5	3.0	3.2	4.4	6.0	6.5	0.0
19-20	0.0	0.0	0.0	0.0	0.0	0.0	0.4	0.9	2.7	2.9	3.4	4.3	5.5	5.9	0.0
20-21	0.0	0.0	0.0	0.0	0.0	0.0	0.4	0.9	2.3	2.9	3.5	4.4	5.4	5.8	0.0
21-22	0.0	0.0	0.0	0.0	0.0	0.0	0.4	1.1	2.6	2.9	3.2	4.2	5.7	6.2	0.0
22-23	0.0	0.0	0.0	0.0	0.0	0.0	0.3	1.1	2.8	3.3	3.7	4.8	6.7	7.6	0.1
23-00	0.0	0.0	0.0	0.0	0.0	0.0	0.3	1.3	3.0	3.8	4.5	5.9	7.8	8.4	0.2

Hourly frequencies (%) of RVR for Spring

Hour (UTC)	Runway Visual Range (m)														
	<50	<100	<125	<150	<175	<200	<300	<350	<500	<550	<600	<800	<1200	<1500	N/A
00-01	0.0	0.0	0.0	0.0	0.0	0.0	0.0	0.1	0.4	0.4	0.5	0.5	0.8	0.9	0.0
01-02	0.0	0.0	0.0	0.0	0.0	0.0	0.3	0.3	0.5	0.7	0.8	0.9	1.2	1.3	0.0
02-03	0.0	0.0	0.0	0.0	0.0	0.0	0.3	0.5	0.7	0.8	0.9	1.2	1.3	1.5	0.1
03-04	0.0	0.0	0.0	0.0	0.1	0.1	0.5	0.7	1.3	1.4	1.5	1.7	1.8	1.9	0.0
04-05	0.0	0.0	0.0	0.0	0.1	0.1	0.6	0.8	1.4	1.5	1.6	1.9	2.2	2.4	0.0
05-06	0.0	0.0	0.0	0.1	0.2	0.2	0.7	0.9	1.4	1.4	1.4	2.0	2.5	2.7	0.0
06-07	0.0	0.0	0.0	0.1	0.4	0.6	1.0	1.0	1.5	1.6	1.7	2.2	3.0	3.2	0.0
07-08	0.0	0.0	0.0	0.2	0.5	0.6	0.9	0.9	1.3	1.3	1.4	1.5	1.8	1.8	0.1
08-09	0.0	0.0	0.0	0.1	0.2	0.2	0.6	0.7	0.8	0.8	0.8	0.8	1.1	1.2	0.0
09-10	0.0	0.0	0.0	0.0	0.1	0.1	0.2	0.3	0.4	0.4	0.4	0.6	0.7	0.8	0.0
10-11	0.0	0.0	0.0	0.0	0.0	0.0	0.0	0.0	0.1	0.1	0.1	0.2	0.3	0.4	0.0
11-12	0.0	0.0	0.0	0.0	0.1	0.1	0.1	0.1	0.1	0.1	0.1	0.1	0.1	0.1	0.1
12-13	0.0	0.0	0.0	0.0	0.0	0.0	0.0	0.0	0.0	0.0	0.0	0.0	0.2	0.2	0.0
13-14	0.0	0.0	0.0	0.0	0.0	0.0	0.0	0.0	0.1	0.1	0.1	0.1	0.1	0.2	0.0
14-15	0.0	0.0	0.0	0.0	0.0	0.0	0.0	0.0	0.0	0.0	0.0	0.1	0.2	0.3	0.0
15-16	0.0	0.0	0.0	0.0	0.0	0.0	0.1	0.1	0.1	0.1	0.1	0.1	0.1	0.2	0.0
16-17	0.0	0.0	0.0	0.0	0.0	0.0	0.0	0.0	0.0	0.0	0.0	0.1	0.2	0.2	0.1
17-18	0.0	0.0	0.0	0.0	0.0	0.0	0.0	0.0	0.0	0.0	0.0	0.1	0.1	0.1	0.1
18-19	0.0	0.0	0.0	0.0	0.0	0.0	0.0	0.0	0.0	0.0	0.0	0.0	0.0	0.0	0.1
19-20	0.0	0.0	0.0	0.0	0.0	0.0	0.0	0.0	0.1	0.1	0.1	0.2	0.2	0.2	0.1
20-21	0.0	0.0	0.0	0.0	0.0	0.0	0.0	0.0	0.1	0.1	0.1	0.1	0.2	0.2	0.0
21-22	0.0	0.0	0.0	0.0	0.0	0.0	0.0	0.0	0.1	0.1	0.1	0.3	0.3	0.4	0.0
22-23	0.0	0.0	0.0	0.0	0.0	0.0	0.0	0.0	0.0	0.0	0.0	0.0	0.1	0.2	0.0
23-00	0.0	0.0	0.0	0.0	0.0	0.0	0.1	0.1	0.1	0.1	0.1	0.3	0.3	0.3	0.1

Email: climatologie@airport.etat.lu
Tél: +352 4798-27003
© Copyright MeteoLux. All rights reserved.
Administration de la navigation aérienne
4, route de Trèves
L-2632 Luxembourg

Hourly frequencies (%) of RVR for Summer

Hour (UTC)	Runway Visual Range (m)														
	<50	<100	<125	<150	<175	<200	<300	<350	<500	<550	<600	<800	<1200	<1500	N/A
00-01	0.0	0.0	0.0	0.0	0.0	0.0	0.0	0.1	0.2	0.2	0.2	0.6	0.8	0.9	0.1
01-02	0.0	0.0	0.0	0.0	0.0	0.0	0.0	0.1	0.3	0.3	0.3	0.5	0.8	0.8	0.0
02-03	0.0	0.0	0.0	0.0	0.0	0.0	0.1	0.1	0.3	0.5	0.5	0.9	1.1	1.1	0.0
03-04	0.0	0.0	0.0	0.0	0.0	0.0	0.2	0.3	0.9	1.0	1.0	1.2	1.7	1.7	0.0
04-05	0.0	0.0	0.0	0.0	0.0	0.1	0.5	0.9	1.3	1.3	1.4	1.4	1.7	1.7	0.0
05-06	0.0	0.0	0.0	0.0	0.0	0.0	0.4	0.7	0.9	1.0	1.1	1.4	1.5	1.6	0.0
06-07	0.0	0.0	0.0	0.0	0.0	0.0	0.1	0.1	0.3	0.3	0.3	0.5	0.7	0.8	0.0
07-08	0.0	0.0	0.0	0.0	0.0	0.0	0.1	0.1	0.2	0.2	0.2	0.3	0.3	0.4	0.0
08-09	0.0	0.0	0.0	0.0	0.0	0.0	0.0	0.0	0.0	0.0	0.0	0.1	0.1	0.1	0.2
09-10	0.0	0.0	0.0	0.0	0.0	0.1	0.1	0.1	0.1	0.1	0.1	0.1	0.1	0.1	0.0
10-11	0.0	0.0	0.0	0.0	0.0	0.0	0.0	0.0	0.0	0.0	0.0	0.0	0.0	0.0	0.1
11-12	0.0	0.0	0.0	0.0	0.0	0.0	0.0	0.0	0.0	0.0	0.0	0.0	0.0	0.0	0.1
12-13	0.0	0.0	0.0	0.1	0.1	0.1	0.1	0.1	0.1	0.2	0.2	0.2	0.2	0.2	0.0
13-14	0.0	0.0	0.0	0.0	0.0	0.0	0.0	0.0	0.1	0.1	0.1	0.1	0.1	0.2	0.0
14-15	0.0	0.0	0.0	0.0	0.0	0.0	0.0	0.0	0.0	0.0	0.0	0.0	0.0	0.0	0.1
15-16	0.0	0.0	0.0	0.0	0.0	0.0	0.1	0.1	0.2	0.2	0.2	0.2	0.2	0.2	0.0
16-17	0.0	0.0	0.0	0.0	0.0	0.0	0.0	0.0	0.1	0.1	0.1	0.1	0.2	0.2	0.1
17-18	0.0	0.0	0.0	0.0	0.0	0.0	0.0	0.0	0.1	0.1	0.1	0.1	0.1	0.1	0.0
18-19	0.0	0.0	0.0	0.0	0.0	0.0	0.0	0.0	0.0	0.0	0.0	0.0	0.0	0.0	0.0
19-20	0.0	0.0	0.0	0.0	0.0	0.0	0.0	0.0	0.0	0.0	0.0	0.0	0.0	0.0	0.0
20-21	0.0	0.0	0.0	0.0	0.0	0.0	0.1	0.1	0.1	0.1	0.1	0.1	0.1	0.1	0.2
21-22	0.0	0.0	0.0	0.0	0.0	0.0	0.1	0.1	0.1	0.1	0.1	0.1	0.1	0.1	0.0
22-23	0.0	0.0	0.0	0.0	0.0	0.0	0.0	0.0	0.1	0.1	0.1	0.2	0.2	0.2	0.0
23-00	0.0	0.0	0.0	0.0	0.0	0.0	0.1	0.1	0.2	0.2	0.3	0.3	0.5	0.5	0.0

Hourly frequencies (%) of RVR for Autumn

Hour (UTC)	Runway Visual Range (m)														
	<50	<100	<125	<150	<175	<200	<300	<350	<500	<550	<600	<800	<1200	<1500	N/A
00-01	0.0	0.0	0.0	0.0	0.0	0.0	1.0	1.8	3.1	3.5	3.7	4.9	6.1	6.5	0.0
01-02	0.0	0.0	0.0	0.0	0.0	0.1	1.1	1.8	3.2	4.2	4.6	6.0	7.8	8.1	0.0
02-03	0.0	0.0	0.0	0.1	0.1	0.1	1.0	1.8	3.7	4.3	4.7	6.4	7.8	8.0	0.0
03-04	0.0	0.0	0.0	0.0	0.0	0.0	1.0	1.8	3.9	5.0	5.3	6.5	7.9	8.1	0.1
04-05	0.0	0.0	0.0	0.0	0.0	0.1	1.2	2.1	4.2	4.7	5.3	6.8	8.6	9.0	0.0
05-06	0.0	0.0	0.0	0.0	0.0	0.0	1.7	2.9	5.3	6.2	6.8	8.7	10.4	10.8	0.0
06-07	0.0	0.0	0.0	0.1	0.2	0.6	2.7	3.6	6.8	7.3	7.8	9.2	11.2	11.6	0.1
07-08	0.0	0.0	0.0	0.1	0.2	1.0	3.6	4.5	6.4	6.8	7.0	7.9	9.2	9.7	0.1
08-09	0.0	0.0	0.0	0.1	0.5	1.1	3.3	3.8	5.1	5.5	5.9	6.5	7.5	8.0	0.1
09-10	0.0	0.0	0.0	0.0	0.3	0.8	2.3	2.8	3.8	4.2	4.3	4.8	5.7	5.9	0.0
10-11	0.0	0.0	0.0	0.1	0.4	0.5	1.3	1.9	2.4	2.6	3.0	3.4	4.0	4.0	0.0
11-12	0.0	0.0	0.0	0.1	0.2	0.4	1.0	1.2	1.5	1.5	1.6	2.1	2.7	2.8	0.0
12-13	0.0	0.0	0.0	0.0	0.2	0.3	0.7	0.9	1.2	1.3	1.4	1.7	2.1	2.4	0.1
13-14	0.0	0.0	0.0	0.0	0.0	0.2	0.8	0.8	0.9	0.9	1.0	1.5	1.8	1.8	0.0
14-15	0.0	0.0	0.0	0.0	0.1	0.2	0.8	0.9	1.2	1.2	1.3	1.6	1.7	2.0	0.0
15-16	0.0	0.0	0.0	0.0	0.1	0.2	0.6	0.9	1.2	1.3	1.4	1.6	1.9	2.1	0.0
16-17	0.0	0.0	0.0	0.0	0.0	0.0	0.4	0.7	1.4	1.6	1.9	2.1	2.5	2.5	0.1
17-18	0.0	0.0	0.0	0.0	0.0	0.0	0.5	0.8	1.4	1.5	1.6	2.3	2.4	2.5	0.0
18-19	0.0	0.0	0.0	0.0	0.0	0.0	0.6	1.1	1.8	2.0	2.1	2.3	2.4	2.5	0.0
19-20	0.0	0.0	0.0	0.0	0.0	0.0	0.4	0.7	1.5	1.6	1.7	2.0	2.4	2.6	0.0
20-21	0.0	0.0	0.0	0.0	0.0	0.1	0.6	0.9	1.4	1.4	1.6	2.3	3.0	3.3	0.1
21-22	0.0	0.0	0.0	0.0	0.0	0.1	0.6	1.2	1.9	2.3	2.5	3.0	3.8	4.1	0.1
22-23	0.0	0.0	0.0	0.0	0.0	0.0	0.7	1.6	2.6	2.9	3.4	4.2	4.8	5.1	0.0
23-00	0.0	0.0	0.0	0.0	0.0	0.0	0.7	1.6	3.0	3.4	3.7	5.0	5.8	6.0	0.0

Email: climatologie@airport.etat.lu
Tél: +352 4798-27003

© Copyright MeteoLux. All rights reserved.

Administration de la navigation aérienne
4, route de Trèves
L-2632 Luxembourg

2.2.4 Hourly RVR per month

Hourly frequencies (%) of RVR for January

Hour (UTC)	Runway Visual Range (m)														
	<50	<100	<125	<150	<175	<200	<300	<350	<500	<550	<600	<800	<1200	<1500	N/A
00-01	0.0	0.0	0.0	0.0	0.0	0.0	0.6	1.9	3.5	4.5	4.5	7.1	10.2	10.8	0.0
01-02	0.0	0.0	0.0	0.0	0.0	0.0	0.5	1.8	3.7	5.0	5.5	7.4	9.8	10.5	0.0
02-03	0.0	0.0	0.0	0.0	0.0	0.0	1.0	1.3	3.9	4.8	5.2	7.9	9.7	10.5	0.2
03-04	0.0	0.0	0.0	0.0	0.0	0.0	0.6	0.8	4.0	4.8	5.5	7.9	10.3	11.3	0.0
04-05	0.0	0.0	0.0	0.0	0.0	0.0	0.5	1.1	3.9	4.5	5.0	6.3	8.7	9.7	0.2
05-06	0.0	0.0	0.0	0.0	0.0	0.0	1.1	2.1	4.7	4.8	5.6	7.4	10.6	11.5	0.0
06-07	0.0	0.0	0.0	0.0	0.0	0.0	1.0	2.1	4.4	5.3	6.1	8.7	10.3	10.6	0.0
07-08	0.0	0.0	0.0	0.0	0.0	0.5	2.7	3.5	6.1	7.3	7.6	10.0	12.9	13.7	0.0
08-09	0.0	0.0	0.0	0.0	0.5	1.6	5.8	6.6	8.1	9.0	9.0	10.5	12.9	14.2	0.0
09-10	0.0	0.0	0.0	0.0	1.0	1.9	5.0	6.0	9.4	9.7	10.0	11.6	13.4	14.0	0.0
10-11	0.0	0.0	0.0	0.2	1.0	1.5	4.7	6.6	7.4	8.1	8.2	9.7	10.6	11.6	0.0
11-12	0.0	0.0	0.0	0.0	0.3	0.8	5.0	5.6	7.4	7.6	7.7	8.4	10.3	11.1	0.0
12-13	0.0	0.0	0.0	0.2	0.3	0.6	3.4	4.2	6.5	6.8	7.1	7.4	9.0	9.7	0.0
13-14	0.0	0.0	0.0	0.0	0.3	0.5	3.2	3.7	5.0	5.6	5.8	6.8	8.7	10.2	0.0
14-15	0.0	0.0	0.0	0.0	0.2	0.6	3.2	3.7	4.8	5.3	5.7	6.3	6.8	7.4	0.2
15-16	0.0	0.0	0.0	0.0	0.0	0.2	2.7	3.5	5.6	5.8	5.8	6.3	7.4	7.9	0.0
16-17	0.0	0.0	0.0	0.0	0.0	0.0	1.6	2.4	4.7	5.2	5.5	6.9	7.6	7.6	0.0
17-18	0.0	0.0	0.0	0.0	0.0	0.0	1.8	2.6	4.7	4.8	5.3	6.8	7.7	7.7	0.0
18-19	0.0	0.0	0.0	0.0	0.0	0.0	1.0	1.8	3.9	4.5	4.8	6.0	6.8	7.3	0.0
19-20	0.0	0.0	0.0	0.0	0.0	0.0	0.6	1.1	3.5	3.7	4.4	5.2	6.5	7.1	0.0
20-21	0.0	0.0	0.0	0.0	0.0	0.0	0.6	1.0	2.7	3.2	4.0	5.3	6.8	6.9	0.0
21-22	0.0	0.0	0.0	0.0	0.0	0.0	0.5	1.3	3.4	3.9	4.2	5.0	6.8	7.1	0.0
22-23	0.0	0.0	0.0	0.0	0.0	0.0	0.3	1.0	2.9	3.5	4.0	4.8	6.8	7.7	0.0
23-00	0.0	0.0	0.0	0.0	0.0	0.0	0.5	1.8	3.4	4.0	4.7	6.6	9.2	10.0	0.2

Hourly frequencies (%) of RVR for February

Hour (UTC)	Runway Visual Range (m)														
	<50	<100	<125	<150	<175	<200	<300	<350	<500	<550	<600	<800	<1200	<1500	N/A
00-01	0.0	0.0	0.0	0.0	0.0	0.0	0.0	0.2	1.2	1.4	1.6	2.7	2.8	3.5	0.2
01-02	0.0	0.0	0.0	0.0	0.0	0.0	0.0	0.5	1.9	2.3	2.5	3.0	3.4	3.4	0.0
02-03	0.0	0.0	0.0	0.0	0.0	0.0	0.4	0.7	2.3	2.5	2.5	3.7	4.2	4.2	0.0
03-04	0.0	0.0	0.0	0.0	0.0	0.0	0.7	0.9	1.4	1.9	2.1	3.2	4.9	5.1	0.0
04-05	0.0	0.0	0.0	0.0	0.0	0.0	0.4	0.5	2.1	2.7	3.4	4.8	5.5	6.2	0.0
05-06	0.0	0.0	0.0	0.0	0.0	0.0	0.7	1.4	2.5	2.7	2.8	4.2	5.1	5.5	0.0
06-07	0.0	0.0	0.0	0.0	0.0	0.0	1.9	2.1	2.8	3.2	3.4	4.9	5.3	5.5	0.0
07-08	0.0	0.0	0.0	0.0	0.2	0.2	2.8	3.2	4.6	4.9	4.9	5.5	6.2	6.9	0.0
08-09	0.0	0.0	0.0	0.0	0.7	0.9	3.0	3.4	4.8	4.8	5.1	6.2	6.9	7.2	0.0
09-10	0.0	0.0	0.0	0.0	0.0	0.4	1.9	2.3	3.7	3.7	4.1	6.0	7.2	7.8	0.0
10-11	0.0	0.0	0.0	0.0	0.4	0.4	1.8	3.0	3.5	3.7	3.7	4.1	5.1	5.8	0.0
11-12	0.0	0.0	0.0	0.0	0.0	0.4	1.4	1.6	2.3	2.3	2.3	3.0	3.7	4.6	0.0
12-13	0.0	0.0	0.0	0.0	0.0	0.2	0.5	1.1	1.6	1.6	1.6	1.9	3.0	3.9	0.2
13-14	0.0	0.0	0.0	0.0	0.0	0.0	0.7	1.1	1.4	1.4	1.4	1.6	2.3	3.7	0.0
14-15	0.0	0.0	0.0	0.0	0.0	0.2	0.7	0.9	1.2	1.4	1.4	1.6	2.1	2.3	0.0
15-16	0.0	0.0	0.0	0.0	0.0	0.0	0.2	0.9	1.6	1.6	1.6	1.6	2.3	2.5	0.0
16-17	0.0	0.0	0.0	0.0	0.0	0.0	0.4	0.9	1.2	1.2	1.2	1.8	2.7	2.7	0.0
17-18	0.0	0.0	0.0	0.0	0.0	0.0	0.0	0.0	1.1	1.1	1.1	1.4	1.8	1.8	0.0
18-19	0.0	0.0	0.0	0.0	0.0	0.0	0.0	0.4	1.1	1.1	1.1	1.6	1.8	2.1	0.0
19-20	0.0	0.0	0.0	0.0	0.0	0.0	0.2	0.4	1.1	1.4	1.6	1.9	2.5	2.5	0.0
20-21	0.0	0.0	0.0	0.0	0.0	0.0	0.2	0.4	1.2	1.4	1.6	1.8	1.8	1.9	0.0
21-22	0.0	0.0	0.0	0.0	0.0	0.0	0.0	0.2	0.7	0.9	1.2	1.2	1.8	2.3	0.0
22-23	0.0	0.0	0.0	0.0	0.0	0.0	0.2	0.4	0.9	0.9	1.2	1.6	2.3	2.8	0.0
23-00	0.0	0.0	0.0	0.0	0.0	0.0	0.2	1.1	1.4	1.8	1.9	2.5	3.0	3.0	0.0

Email: climatologie@airport.etat.lu
Tél: +352 4798-27003

© Copyright MeteoLux. All rights reserved.

Administration de la navigation aérienne
4, route de Trèves
L-2632 Luxembourg

Hourly frequencies (%) of RVR for March

Hour (UTC)	Runway Visual Range (m)														
	<50	<100	<125	<150	<175	<200	<300	<350	<500	<550	<600	<800	<1200	<1500	N/A
00-01	0.0	0.0	0.0	0.0	0.0	0.0	0.0	0.0	0.5	0.6	0.6	0.8	1.3	1.3	0.0
01-02	0.0	0.0	0.0	0.0	0.0	0.0	0.2	0.2	0.5	0.5	0.8	1.0	1.3	1.5	0.0
02-03	0.0	0.0	0.0	0.0	0.0	0.0	0.3	0.5	0.6	0.6	0.8	1.1	1.3	1.6	0.0
03-04	0.0	0.0	0.0	0.0	0.0	0.0	0.3	0.5	1.3	1.3	1.3	1.5	1.6	1.6	0.0
04-05	0.0	0.0	0.0	0.0	0.0	0.0	0.3	0.3	1.3	1.6	1.6	1.8	2.4	2.9	0.0
05-06	0.0	0.0	0.0	0.0	0.0	0.0	0.3	0.5	1.3	1.3	1.3	2.1	3.2	3.5	0.0
06-07	0.0	0.0	0.0	0.0	0.5	0.8	1.3	1.3	1.8	2.1	2.3	3.5	5.0	5.3	0.0
07-08	0.0	0.0	0.0	0.5	0.8	1.0	1.1	1.3	2.1	2.1	2.4	2.9	3.6	3.7	0.2
08-09	0.0	0.0	0.0	0.3	0.3	0.5	1.1	1.3	1.8	1.8	1.8	1.8	2.4	2.7	0.0
09-10	0.0	0.0	0.0	0.0	0.2	0.2	0.6	0.8	1.1	1.1	1.3	1.8	2.1	2.1	0.0
10-11	0.0	0.0	0.0	0.0	0.0	0.0	0.0	0.0	0.3	0.3	0.3	0.5	1.0	1.1	0.0
11-12	0.0	0.0	0.0	0.0	0.0	0.0	0.0	0.0	0.2	0.2	0.2	0.2	0.2	0.2	0.0
12-13	0.0	0.0	0.0	0.0	0.0	0.0	0.0	0.0	0.0	0.0	0.0	0.0	0.2	0.2	0.0
13-14	0.0	0.0	0.0	0.0	0.0	0.0	0.0	0.0	0.0	0.0	0.0	0.0	0.2	0.3	0.0
14-15	0.0	0.0	0.0	0.0	0.0	0.0	0.0	0.0	0.0	0.0	0.0	0.3	0.5	0.5	0.0
15-16	0.0	0.0	0.0	0.0	0.0	0.0	0.0	0.0	0.0	0.0	0.0	0.0	0.0	0.2	0.0
16-17	0.0	0.0	0.0	0.0	0.0	0.0	0.0	0.0	0.0	0.0	0.0	0.3	0.5	0.5	0.0
17-18	0.0	0.0	0.0	0.0	0.0	0.0	0.0	0.0	0.0	0.0	0.0	0.3	0.3	0.3	0.0
18-19	0.0	0.0	0.0	0.0	0.0	0.0	0.0	0.0	0.0	0.0	0.0	0.0	0.0	0.0	0.0
19-20	0.0	0.0	0.0	0.0	0.0	0.0	0.0	0.0	0.0	0.0	0.0	0.3	0.3	0.3	0.0
20-21	0.0	0.0	0.0	0.0	0.0	0.0	0.0	0.0	0.2	0.3	0.3	0.3	0.5	0.6	0.0
21-22	0.0	0.0	0.0	0.0	0.0	0.0	0.0	0.0	0.2	0.2	0.2	0.5	0.6	1.0	0.0
22-23	0.0	0.0	0.0	0.0	0.0	0.0	0.0	0.0	0.0	0.0	0.0	0.0	0.3	0.3	0.0
23-00	0.0	0.0	0.0	0.0	0.0	0.0	0.0	0.0	0.2	0.2	0.2	0.5	0.6	0.6	0.0

Hourly frequencies (%) of RVR for April

Hour (UTC)	Runway Visual Range (m)														
	<50	<100	<125	<150	<175	<200	<300	<350	<500	<550	<600	<800	<1200	<1500	N/A
00-01	0.0	0.0	0.0	0.0	0.0	0.0	0.0	0.2	0.7	0.7	0.8	0.8	1.2	1.2	0.0
01-02	0.0	0.0	0.0	0.0	0.0	0.0	0.7	0.8	1.2	1.2	1.3	1.5	1.5	1.5	0.0
02-03	0.0	0.0	0.0	0.0	0.0	0.0	0.5	1.2	1.3	1.5	1.5	1.7	1.7	1.8	0.3
03-04	0.0	0.0	0.0	0.0	0.0	0.0	0.7	0.8	1.3	1.5	1.5	1.5	1.7	1.8	0.0
04-05	0.0	0.0	0.0	0.0	0.0	0.0	0.7	0.8	1.3	1.3	1.5	2.0	2.3	2.3	0.0
05-06	0.0	0.0	0.0	0.0	0.2	0.3	1.0	1.3	1.8	1.8	2.0	2.2	2.5	2.8	0.0
06-07	0.0	0.0	0.0	0.0	0.3	0.5	1.2	1.3	2.2	2.2	2.2	2.5	3.0	3.2	0.0
07-08	0.0	0.0	0.0	0.0	0.2	0.3	1.0	1.0	1.2	1.2	1.2	1.2	1.3	1.3	0.0
08-09	0.0	0.0	0.0	0.0	0.2	0.2	0.5	0.5	0.5	0.5	0.5	0.5	0.7	0.7	0.0
09-10	0.0	0.0	0.0	0.0	0.0	0.0	0.0	0.0	0.0	0.0	0.0	0.0	0.0	0.2	0.0
10-11	0.0	0.0	0.0	0.0	0.0	0.0	0.0	0.0	0.0	0.0	0.0	0.0	0.0	0.0	0.0
11-12	0.0	0.0	0.0	0.0	0.0	0.0	0.0	0.0	0.0	0.0	0.0	0.0	0.0	0.0	0.0
12-13	0.0	0.0	0.0	0.0	0.0	0.0	0.0	0.0	0.0	0.0	0.0	0.0	0.3	0.5	0.0
13-14	0.0	0.0	0.0	0.0	0.0	0.0	0.0	0.0	0.2	0.2	0.2	0.2	0.2	0.2	0.0
14-15	0.0	0.0	0.0	0.0	0.0	0.0	0.0	0.0	0.0	0.0	0.0	0.0	0.2	0.3	0.0
15-16	0.0	0.0	0.0	0.0	0.0	0.0	0.2	0.2	0.2	0.2	0.2	0.2	0.3	0.3	0.0
16-17	0.0	0.0	0.0	0.0	0.0	0.0	0.0	0.0	0.0	0.0	0.0	0.0	0.2	0.2	0.0
17-18	0.0	0.0	0.0	0.0	0.0	0.0	0.0	0.0	0.0	0.0	0.0	0.0	0.0	0.0	0.0
18-19	0.0	0.0	0.0	0.0	0.0	0.0	0.0	0.0	0.0	0.0	0.0	0.0	0.0	0.0	0.0
19-20	0.0	0.0	0.0	0.0	0.0	0.0	0.0	0.0	0.2	0.2	0.2	0.2	0.3	0.3	0.2
20-21	0.0	0.0	0.0	0.0	0.0	0.0	0.0	0.0	0.0	0.0	0.0	0.0	0.0	0.0	0.0
21-22	0.0	0.0	0.0	0.0	0.0	0.0	0.0	0.0	0.0	0.2	0.2	0.3	0.3	0.3	0.0
22-23	0.0	0.0	0.0	0.0	0.0	0.0	0.0	0.0	0.0	0.0	0.0	0.0	0.0	0.2	0.0
23-00	0.0	0.0	0.0	0.0	0.0	0.0	0.2	0.2	0.2	0.2	0.2	0.3	0.3	0.3	0.2

Email: climatologie@airport.etat.lu
Tél: +352 4798-27003

© Copyright MeteoLux. All rights reserved.

Administration de la navigation aérienne
4, route de Trèves
L-2632 Luxembourg

Hourly frequencies (%) of RVR for May

Hour (UTC)	Runway Visual Range (m)														
	<50	<100	<125	<150	<175	<200	<300	<350	<500	<550	<600	<800	<1200	<1500	N/A
00-01	0.0	0.0	0.0	0.0	0.0	0.0	0.0	0.0	0.0	0.0	0.0	0.0	0.0	0.2	0.0
01-02	0.0	0.0	0.0	0.0	0.0	0.0	0.0	0.0	0.0	0.3	0.3	0.3	0.8	1.0	0.0
02-03	0.0	0.0	0.0	0.0	0.0	0.0	0.0	0.0	0.2	0.2	0.3	0.8	1.0	1.1	0.0
03-04	0.0	0.0	0.0	0.0	0.2	0.3	0.6	0.6	1.3	1.3	1.8	2.3	2.3	2.3	0.0
04-05	0.0	0.0	0.0	0.0	0.2	0.2	0.8	1.3	1.6	1.6	1.8	1.9	1.9	2.1	0.0
05-06	0.0	0.0	0.0	0.3	0.3	0.3	0.6	0.8	1.0	1.0	1.0	1.8	1.8	1.8	0.0
06-07	0.0	0.0	0.0	0.2	0.3	0.5	0.5	0.5	0.6	0.6	0.6	0.6	1.0	1.0	0.0
07-08	0.0	0.0	0.0	0.2	0.5	0.5	0.5	0.5	0.5	0.5	0.5	0.5	0.5	0.5	0.0
08-09	0.0	0.0	0.0	0.0	0.0	0.0	0.2	0.2	0.2	0.2	0.2	0.2	0.2	0.2	0.0
09-10	0.0	0.0	0.0	0.0	0.0	0.0	0.0	0.0	0.0	0.0	0.0	0.0	0.0	0.0	0.0
10-11	0.0	0.0	0.0	0.0	0.0	0.0	0.0	0.0	0.0	0.0	0.0	0.0	0.0	0.0	0.0
11-12	0.0	0.0	0.0	0.0	0.2	0.2	0.2	0.2	0.2	0.2	0.2	0.2	0.2	0.2	0.2
12-13	0.0	0.0	0.0	0.0	0.0	0.0	0.0	0.0	0.0	0.0	0.0	0.0	0.0	0.0	0.0
13-14	0.0	0.0	0.0	0.0	0.0	0.0	0.0	0.0	0.0	0.0	0.0	0.0	0.0	0.0	0.0
14-15	0.0	0.0	0.0	0.0	0.0	0.0	0.0	0.0	0.0	0.0	0.0	0.0	0.0	0.0	0.0
15-16	0.0	0.0	0.0	0.0	0.0	0.0	0.0	0.0	0.0	0.0	0.0	0.0	0.0	0.0	0.0
16-17	0.0	0.0	0.0	0.0	0.0	0.0	0.0	0.0	0.0	0.0	0.0	0.0	0.0	0.0	0.2
17-18	0.0	0.0	0.0	0.0	0.0	0.0	0.0	0.0	0.0	0.0	0.0	0.0	0.0	0.0	0.3
18-19	0.0	0.0	0.0	0.0	0.0	0.0	0.0	0.0	0.0	0.0	0.0	0.0	0.0	0.0	0.3
19-20	0.0	0.0	0.0	0.0	0.0	0.0	0.0	0.0	0.0	0.0	0.0	0.0	0.0	0.0	0.2
20-21	0.0	0.0	0.0	0.0	0.0	0.0	0.0	0.0	0.0	0.0	0.0	0.0	0.0	0.0	0.0
21-22	0.0	0.0	0.0	0.0	0.0	0.0	0.0	0.0	0.0	0.0	0.0	0.0	0.0	0.0	0.0
22-23	0.0	0.0	0.0	0.0	0.0	0.0	0.0	0.0	0.0	0.0	0.0	0.0	0.0	0.2	0.0
23-00	0.0	0.0	0.0	0.0	0.0	0.0	0.0	0.0	0.0	0.0	0.0	0.0	0.0	0.0	0.0

Hourly frequencies (%) of RVR for June

Hour (UTC)	Runway Visual Range (m)														
	<50	<100	<125	<150	<175	<200	<300	<350	<500	<550	<600	<800	<1200	<1500	N/A
00-01	0.0	0.0	0.0	0.0	0.0	0.0	0.0	0.0	0.2	0.2	0.2	0.5	0.7	0.7	0.2
01-02	0.0	0.0	0.0	0.0	0.0	0.0	0.0	0.2	0.3	0.5	0.5	0.7	1.5	1.5	0.0
02-03	0.0	0.0	0.0	0.0	0.0	0.0	0.2	0.2	0.5	0.8	0.8	1.3	1.8	1.8	0.0
03-04	0.0	0.0	0.0	0.0	0.0	0.0	0.3	0.5	1.7	1.8	1.8	2.0	3.2	3.2	0.0
04-05	0.0	0.0	0.0	0.0	0.0	0.3	0.7	1.3	1.7	1.7	1.7	1.8	2.3	2.3	0.0
05-06	0.0	0.0	0.0	0.0	0.0	0.0	0.3	0.3	0.8	1.2	1.3	1.5	1.7	1.7	0.0
06-07	0.0	0.0	0.0	0.0	0.0	0.0	0.0	0.0	0.3	0.3	0.5	0.7	0.8	1.0	0.0
07-08	0.0	0.0	0.0	0.0	0.0	0.0	0.0	0.0	0.0	0.0	0.0	0.2	0.3	0.5	0.0
08-09	0.0	0.0	0.0	0.0	0.0	0.0	0.0	0.0	0.0	0.0	0.0	0.0	0.2	0.2	0.2
09-10	0.0	0.0	0.0	0.0	0.0	0.0	0.0	0.0	0.0	0.0	0.0	0.0	0.0	0.0	0.0
10-11	0.0	0.0	0.0	0.0	0.0	0.0	0.0	0.0	0.0	0.0	0.0	0.0	0.0	0.0	0.2
11-12	0.0	0.0	0.0	0.0	0.0	0.0	0.0	0.0	0.0	0.0	0.0	0.0	0.0	0.0	0.0
12-13	0.0	0.0	0.0	0.0	0.0	0.0	0.0	0.2	0.2	0.3	0.3	0.3	0.3	0.3	0.0
13-14	0.0	0.0	0.0	0.0	0.0	0.0	0.0	0.0	0.0	0.0	0.0	0.0	0.0	0.2	0.0
14-15	0.0	0.0	0.0	0.0	0.0	0.0	0.0	0.0	0.0	0.0	0.0	0.0	0.0	0.0	0.0
15-16	0.0	0.0	0.0	0.0	0.0	0.0	0.0	0.0	0.2	0.2	0.2	0.2	0.2	0.2	0.0
16-17	0.0	0.0	0.0	0.0	0.0	0.0	0.0	0.0	0.0	0.0	0.0	0.0	0.2	0.2	0.0
17-18	0.0	0.0	0.0	0.0	0.0	0.0	0.0	0.0	0.0	0.0	0.0	0.0	0.0	0.0	0.0
18-19	0.0	0.0	0.0	0.0	0.0	0.0	0.0	0.0	0.0	0.0	0.0	0.0	0.0	0.0	0.0
19-20	0.0	0.0	0.0	0.0	0.0	0.0	0.0	0.0	0.0	0.0	0.0	0.0	0.0	0.0	0.0
20-21	0.0	0.0	0.0	0.0	0.0	0.0	0.2	0.2	0.2	0.2	0.2	0.2	0.2	0.2	0.5
21-22	0.0	0.0	0.0	0.0	0.0	0.0	0.0	0.0	0.0	0.0	0.0	0.0	0.0	0.0	0.0
22-23	0.0	0.0	0.0	0.0	0.0	0.0	0.0	0.0	0.0	0.0	0.0	0.2	0.2	0.2	0.0
23-00	0.0	0.0	0.0	0.0	0.0	0.0	0.0	0.0	0.2	0.2	0.5	0.5	0.7	0.7	0.0

Email: climatologie@airport.etat.lu
Tél: +352 4798-27003

© Copyright MeteoLux. All rights reserved.

Administration de la navigation aérienne
4, route de Trèves
L-2632 Luxembourg

Hourly frequencies (%) of RVR for July

Hour (UTC)	Runway Visual Range (m)														
	<50	<100	<125	<150	<175	<200	<300	<350	<500	<550	<600	<800	<1200	<1500	N/A
00-01	0.0	0.0	0.0	0.0	0.0	0.0	0.0	0.0	0.2	0.2	0.2	0.5	0.6	0.8	0.0
01-02	0.0	0.0	0.0	0.0	0.0	0.0	0.0	0.0	0.0	0.0	0.0	0.2	0.2	0.2	0.0
02-03	0.0	0.0	0.0	0.0	0.0	0.0	0.0	0.0	0.0	0.2	0.3	0.6	0.8	0.8	0.0
03-04	0.0	0.0	0.0	0.0	0.0	0.0	0.2	0.2	0.3	0.5	0.5	0.6	0.8	1.0	0.0
04-05	0.0	0.0	0.0	0.0	0.0	0.0	0.2	0.3	0.5	0.5	0.5	0.5	0.6	0.6	0.0
05-06	0.0	0.0	0.0	0.0	0.0	0.0	0.2	0.3	0.3	0.3	0.3	0.3	0.3	0.3	0.0
06-07	0.0	0.0	0.0	0.0	0.0	0.0	0.0	0.0	0.2	0.2	0.2	0.5	0.5	0.5	0.0
07-08	0.0	0.0	0.0	0.0	0.0	0.0	0.2	0.2	0.2	0.2	0.2	0.2	0.2	0.2	0.0
08-09	0.0	0.0	0.0	0.0	0.0	0.0	0.0	0.0	0.0	0.0	0.0	0.0	0.0	0.0	0.2
09-10	0.0	0.0	0.0	0.0	0.0	0.2	0.2	0.2	0.2	0.2	0.2	0.2	0.2	0.2	0.0
10-11	0.0	0.0	0.0	0.0	0.0	0.0	0.0	0.0	0.0	0.0	0.0	0.0	0.0	0.0	0.0
11-12	0.0	0.0	0.0	0.0	0.0	0.0	0.0	0.0	0.0	0.0	0.0	0.0	0.0	0.0	0.2
12-13	0.0	0.0	0.0	0.2	0.2	0.2	0.2	0.2	0.2	0.2	0.2	0.2	0.2	0.2	0.0
13-14	0.0	0.0	0.0	0.0	0.0	0.0	0.0	0.0	0.2	0.2	0.2	0.2	0.2	0.2	0.0
14-15	0.0	0.0	0.0	0.0	0.0	0.0	0.0	0.0	0.0	0.0	0.0	0.0	0.0	0.0	0.0
15-16	0.0	0.0	0.0	0.0	0.0	0.0	0.0	0.0	0.0	0.0	0.0	0.0	0.0	0.0	0.0
16-17	0.0	0.0	0.0	0.0	0.0	0.0	0.0	0.0	0.2	0.2	0.2	0.2	0.3	0.3	0.0
17-18	0.0	0.0	0.0	0.0	0.0	0.0	0.0	0.0	0.0	0.0	0.0	0.0	0.0	0.0	0.0
18-19	0.0	0.0	0.0	0.0	0.0	0.0	0.0	0.0	0.0	0.0	0.0	0.0	0.0	0.0	0.0
19-20	0.0	0.0	0.0	0.0	0.0	0.0	0.0	0.0	0.0	0.0	0.0	0.0	0.0	0.0	0.0
20-21	0.0	0.0	0.0	0.0	0.0	0.0	0.0	0.0	0.0	0.0	0.0	0.0	0.0	0.0	0.0
21-22	0.0	0.0	0.0	0.0	0.0	0.0	0.0	0.0	0.0	0.0	0.0	0.0	0.0	0.0	0.0
22-23	0.0	0.0	0.0	0.0	0.0	0.0	0.0	0.0	0.0	0.0	0.0	0.0	0.0	0.0	0.0
23-00	0.0	0.0	0.0	0.0	0.0	0.0	0.0	0.0	0.0	0.0	0.0	0.0	0.3	0.3	0.0

Hourly frequencies (%) of RVR for August

Hour (UTC)	Runway Visual Range (m)														
	<50	<100	<125	<150	<175	<200	<300	<350	<500	<550	<600	<800	<1200	<1500	N/A
00-01	0.0	0.0	0.0	0.0	0.0	0.0	0.0	0.3	0.3	0.3	0.3	0.8	1.1	1.1	0.0
01-02	0.0	0.0	0.0	0.0	0.0	0.0	0.0	0.0	0.5	0.5	0.5	0.6	0.6	0.8	0.0
02-03	0.0	0.0	0.0	0.0	0.0	0.0	0.2	0.2	0.5	0.5	0.5	0.6	0.6	0.6	0.0
03-04	0.0	0.0	0.0	0.0	0.0	0.0	0.0	0.3	0.6	0.6	0.6	1.0	1.1	1.1	0.0
04-05	0.0	0.0	0.0	0.0	0.0	0.0	0.8	1.0	1.6	1.8	1.9	1.9	2.1	2.3	0.0
05-06	0.0	0.0	0.0	0.0	0.0	0.0	0.8	1.3	1.5	1.5	1.6	2.4	2.6	2.7	0.0
06-07	0.0	0.0	0.0	0.0	0.0	0.0	0.3	0.3	0.3	0.3	0.3	0.3	0.8	0.8	0.0
07-08	0.0	0.0	0.0	0.0	0.0	0.0	0.0	0.2	0.5	0.5	0.5	0.5	0.5	0.5	0.0
08-09	0.0	0.0	0.0	0.0	0.0	0.0	0.0	0.0	0.0	0.0	0.0	0.2	0.2	0.2	0.3
09-10	0.0	0.0	0.0	0.0	0.0	0.0	0.0	0.0	0.0	0.0	0.0	0.0	0.0	0.0	0.0
10-11	0.0	0.0	0.0	0.0	0.0	0.0	0.0	0.0	0.0	0.0	0.0	0.0	0.0	0.0	0.0
11-12	0.0	0.0	0.0	0.0	0.0	0.0	0.0	0.0	0.0	0.0	0.0	0.0	0.0	0.0	0.0
12-13	0.0	0.0	0.0	0.0	0.0	0.0	0.0	0.0	0.0	0.0	0.0	0.0	0.0	0.0	0.0
13-14	0.0	0.0	0.0	0.0	0.0	0.0	0.0	0.0	0.2	0.2	0.2	0.2	0.2	0.2	0.0
14-15	0.0	0.0	0.0	0.0	0.0	0.0	0.0	0.0	0.0	0.0	0.0	0.0	0.0	0.0	0.3
15-16	0.0	0.0	0.0	0.0	0.0	0.0	0.3	0.3	0.3	0.3	0.3	0.3	0.3	0.3	0.0
16-17	0.0	0.0	0.0	0.0	0.0	0.0	0.0	0.0	0.0	0.0	0.0	0.0	0.0	0.0	0.2
17-18	0.0	0.0	0.0	0.0	0.0	0.0	0.0	0.0	0.2	0.2	0.2	0.2	0.2	0.3	0.0
18-19	0.0	0.0	0.0	0.0	0.0	0.0	0.0	0.0	0.0	0.0	0.0	0.0	0.0	0.0	0.0
19-20	0.0	0.0	0.0	0.0	0.0	0.0	0.0	0.0	0.0	0.0	0.0	0.0	0.0	0.0	0.0
20-21	0.0	0.0	0.0	0.0	0.0	0.0	0.0	0.0	0.0	0.0	0.0	0.0	0.0	0.0	0.0
21-22	0.0	0.0	0.0	0.0	0.0	0.0	0.2	0.2	0.2	0.2	0.2	0.2	0.2	0.3	0.0
22-23	0.0	0.0	0.0	0.0	0.0	0.0	0.0	0.0	0.2	0.2	0.2	0.3	0.3	0.3	0.0
23-00	0.0	0.0	0.0	0.0	0.0	0.0	0.2	0.3	0.3	0.3	0.3	0.3	0.5	0.5	0.0

Email: climatologie@airport.etat.lu
Tél: +352 4798-27003

© Copyright MeteoLux. All rights reserved.

Administration de la navigation aérienne
4, route de Trèves
L-2632 Luxembourg

Hourly frequencies (%) of RVR for September

Hour (UTC)	Runway Visual Range (m)														
	<50	<100	<125	<150	<175	<200	<300	<350	<500	<550	<600	<800	<1200	<1500	N/A
00-01	0.0	0.0	0.0	0.0	0.0	0.0	0.0	0.2	0.8	0.8	0.8	1.0	1.3	1.5	0.0
01-02	0.0	0.0	0.0	0.0	0.0	0.0	0.2	0.5	1.2	2.0	2.0	3.0	3.7	3.7	0.0
02-03	0.0	0.0	0.0	0.0	0.0	0.0	0.2	0.8	2.0	2.2	2.2	3.2	3.3	3.3	0.0
03-04	0.0	0.0	0.0	0.0	0.0	0.0	0.5	0.7	2.0	2.7	2.8	3.0	3.5	3.5	0.0
04-05	0.0	0.0	0.0	0.0	0.0	0.0	0.3	0.5	1.5	1.5	2.2	3.2	4.3	4.3	0.0
05-06	0.0	0.0	0.0	0.0	0.0	0.0	1.8	2.5	4.0	4.3	4.7	5.7	7.3	7.3	0.0
06-07	0.0	0.0	0.0	0.3	0.3	0.8	1.8	2.2	3.5	3.5	3.5	4.0	5.7	5.8	0.2
07-08	0.0	0.0	0.0	0.2	0.3	0.3	0.7	0.8	1.8	2.0	2.3	3.0	4.2	4.5	0.2
08-09	0.0	0.0	0.0	0.0	0.2	0.2	0.2	0.2	0.3	0.7	0.8	1.0	1.7	1.8	0.2
09-10	0.0	0.0	0.0	0.0	0.0	0.0	0.0	0.0	0.0	0.0	0.0	0.0	0.0	0.0	0.0
10-11	0.0	0.0	0.0	0.0	0.0	0.0	0.0	0.0	0.0	0.0	0.0	0.0	0.0	0.0	0.0
11-12	0.0	0.0	0.0	0.0	0.0	0.0	0.0	0.0	0.0	0.0	0.0	0.0	0.0	0.0	0.0
12-13	0.0	0.0	0.0	0.0	0.0	0.0	0.0	0.0	0.0	0.0	0.0	0.0	0.0	0.0	0.0
13-14	0.0	0.0	0.0	0.0	0.0	0.0	0.0	0.0	0.0	0.0	0.0	0.2	0.2	0.3	0.0
14-15	0.0	0.0	0.0	0.0	0.0	0.0	0.0	0.0	0.0	0.0	0.0	0.0	0.0	0.0	0.0
15-16	0.0	0.0	0.0	0.0	0.0	0.0	0.0	0.0	0.0	0.0	0.0	0.0	0.0	0.0	0.0
16-17	0.0	0.0	0.0	0.0	0.0	0.0	0.0	0.0	0.0	0.0	0.0	0.0	0.0	0.0	0.2
17-18	0.0	0.0	0.0	0.0	0.0	0.0	0.0	0.0	0.0	0.0	0.0	0.0	0.0	0.0	0.0
18-19	0.0	0.0	0.0	0.0	0.0	0.0	0.0	0.0	0.0	0.0	0.0	0.0	0.0	0.0	0.0
19-20	0.0	0.0	0.0	0.0	0.0	0.0	0.0	0.0	0.0	0.2	0.2	0.2	0.2	0.2	0.0
20-21	0.0	0.0	0.0	0.0	0.0	0.0	0.0	0.0	0.0	0.0	0.0	0.2	0.3	0.3	0.0
21-22	0.0	0.0	0.0	0.0	0.0	0.0	0.0	0.0	0.0	0.0	0.2	0.3	0.3	0.3	0.0
22-23	0.0	0.0	0.0	0.0	0.0	0.0	0.0	0.3	0.3	0.3	0.3	0.8	0.8	0.8	0.0
23-00	0.0	0.0	0.0	0.0	0.0	0.0	0.2	0.5	0.7	0.7	0.8	1.5	1.7	1.7	0.0

Hourly frequencies (%) of RVR for October

Hour (UTC)	Runway Visual Range (m)														
	<50	<100	<125	<150	<175	<200	<300	<350	<500	<550	<600	<800	<1200	<1500	N/A
00-01	0.0	0.0	0.0	0.0	0.0	0.0	0.5	0.8	2.3	2.6	2.9	4.5	5.5	5.6	0.0
01-02	0.0	0.0	0.0	0.0	0.0	0.3	1.5	1.6	3.1	3.5	4.0	5.3	6.3	6.6	0.0
02-03	0.0	0.0	0.0	0.2	0.2	0.2	1.3	1.9	3.9	4.4	4.4	5.3	6.9	7.4	0.0
03-04	0.0	0.0	0.0	0.0	0.0	0.0	1.0	1.5	3.7	4.0	4.4	5.8	7.4	7.8	0.3
04-05	0.0	0.0	0.0	0.0	0.0	0.2	1.3	2.7	4.2	4.4	4.7	6.1	8.2	9.2	0.0
05-06	0.0	0.0	0.0	0.0	0.0	0.0	1.6	2.7	5.0	5.6	6.1	8.7	10.3	11.1	0.0
06-07	0.0	0.0	0.0	0.0	0.2	1.0	4.0	4.7	7.4	7.9	8.7	10.2	12.9	13.2	0.0
07-08	0.0	0.0	0.0	0.0	0.2	1.8	4.7	5.3	5.8	6.1	6.5	6.9	8.1	8.7	0.0
08-09	0.0	0.0	0.0	0.2	0.6	1.1	2.9	3.4	4.5	4.7	4.8	5.3	6.0	6.5	0.0
09-10	0.0	0.0	0.0	0.0	0.3	0.5	0.8	1.0	1.8	2.1	2.4	2.9	3.7	3.9	0.0
10-11	0.0	0.0	0.0	0.0	0.2	0.2	0.2	0.2	0.3	0.3	0.8	1.3	1.8	1.8	0.0
11-12	0.0	0.0	0.0	0.0	0.0	0.0	0.0	0.2	0.5	0.5	0.5	0.6	1.1	1.1	0.0
12-13	0.0	0.0	0.0	0.0	0.2	0.2	0.3	0.3	0.5	0.5	0.5	0.6	1.0	1.1	0.2
13-14	0.0	0.0	0.0	0.0	0.0	0.2	0.3	0.3	0.5	0.5	0.5	0.5	0.5	0.5	0.0
14-15	0.0	0.0	0.0	0.0	0.2	0.2	0.3	0.3	0.3	0.3	0.3	0.5	0.6	0.8	0.0
15-16	0.0	0.0	0.0	0.0	0.0	0.0	0.0	0.0	0.0	0.0	0.2	0.2	0.3	0.3	0.0
16-17	0.0	0.0	0.0	0.0	0.0	0.0	0.2	0.3	0.6	0.6	0.6	0.6	0.6	0.6	0.0
17-18	0.0	0.0	0.0	0.0	0.0	0.0	0.0	0.0	0.2	0.2	0.2	0.3	0.3	0.3	0.0
18-19	0.0	0.0	0.0	0.0	0.0	0.0	0.5	0.6	0.6	0.6	0.6	0.6	0.6	0.6	0.0
19-20	0.0	0.0	0.0	0.0	0.0	0.0	0.0	0.3	0.6	0.6	0.8	1.0	1.0	1.1	0.0
20-21	0.0	0.0	0.0	0.0	0.0	0.2	0.5	0.6	0.8	0.8	1.0	1.1	1.6	1.9	0.2
21-22	0.0	0.0	0.0	0.0	0.0	0.2	0.5	1.0	1.3	1.3	1.3	1.6	2.3	2.7	0.2
22-23	0.0	0.0	0.0	0.0	0.0	0.0	0.8	1.1	1.6	1.6	2.1	2.4	2.6	3.2	0.0
23-00	0.0	0.0	0.0	0.0	0.0	0.0	0.3	0.6	1.8	2.1	2.3	3.4	4.0	4.7	0.0

Email: climatologie@airport.etat.lu
Tél: +352 4798-27003

© Copyright MeteoLux. All rights reserved.

Administration de la navigation aérienne
4, route de Trèves
L-2632 Luxembourg

Hourly frequencies (%) of RVR for November

Hour (UTC)	Runway Visual Range (m)														
	<50	<100	<125	<150	<175	<200	<300	<350	<500	<550	<600	<800	<1200	<1500	N/A
00-01	0.0	0.0	0.0	0.0	0.0	0.0	2.5	4.3	6.3	7.0	7.5	9.3	11.5	12.3	0.0
01-02	0.0	0.0	0.0	0.0	0.0	0.0	1.7	3.2	5.3	7.0	7.7	9.7	13.5	14.2	0.0
02-03	0.0	0.0	0.0	0.0	0.0	0.0	1.7	2.5	5.2	6.3	7.7	10.7	13.2	13.3	0.0
03-04	0.0	0.0	0.0	0.0	0.0	0.0	1.5	3.3	6.0	8.3	8.8	10.8	12.7	13.0	0.0
04-05	0.0	0.0	0.0	0.0	0.0	0.0	1.8	3.2	7.0	8.3	9.0	11.0	13.2	13.5	0.0
05-06	0.0	0.0	0.0	0.0	0.0	0.0	1.7	3.3	7.0	8.7	9.7	11.8	13.7	13.8	0.0
06-07	0.0	0.0	0.0	0.0	0.0	0.0	2.3	4.0	9.3	10.5	11.0	13.3	14.8	15.7	0.0
07-08	0.0	0.0	0.0	0.0	0.2	0.8	5.5	7.3	11.5	12.2	12.2	13.8	15.5	16.0	0.0
08-09	0.0	0.0	0.0	0.0	0.7	2.0	6.8	8.0	10.5	11.2	12.0	13.3	15.0	15.8	0.0
09-10	0.0	0.0	0.0	0.0	0.7	1.8	6.2	7.5	9.8	10.5	10.7	11.7	13.5	14.0	0.0
10-11	0.0	0.0	0.0	0.3	1.0	1.5	3.8	5.5	6.8	7.7	8.2	9.0	10.3	10.3	0.0
11-12	0.0	0.0	0.0	0.2	0.5	1.2	3.2	3.5	4.2	4.2	4.3	5.7	7.2	7.3	0.0
12-13	0.0	0.0	0.0	0.0	0.3	0.7	1.8	2.3	3.2	3.5	3.7	4.5	5.5	6.0	0.0
13-14	0.0	0.0	0.0	0.0	0.0	0.3	2.2	2.2	2.3	2.3	2.7	3.8	4.7	4.7	0.0
14-15	0.0	0.0	0.0	0.0	0.0	0.3	2.0	2.3	3.2	3.3	3.5	4.3	4.5	5.2	0.0
15-16	0.0	0.0	0.0	0.0	0.2	0.5	1.8	2.8	3.7	3.8	4.2	4.7	5.5	6.0	0.0
16-17	0.0	0.0	0.0	0.0	0.0	0.0	1.0	1.8	3.7	4.2	5.0	5.8	6.8	7.0	0.0
17-18	0.0	0.0	0.0	0.0	0.0	0.0	1.5	2.5	4.0	4.5	4.8	6.5	7.0	7.3	0.0
18-19	0.0	0.0	0.0	0.0	0.0	0.0	1.3	2.7	4.7	5.3	5.7	6.2	6.7	6.8	0.0
19-20	0.0	0.0	0.0	0.0	0.0	0.0	1.2	1.7	3.8	4.0	4.2	4.8	6.0	6.7	0.0
20-21	0.0	0.0	0.0	0.0	0.0	0.0	1.3	2.0	3.3	3.3	3.8	5.5	7.2	7.7	0.0
21-22	0.0	0.0	0.0	0.0	0.0	0.0	1.3	2.5	4.3	5.5	6.0	7.0	8.8	9.3	0.0
22-23	0.0	0.0	0.0	0.0	0.0	0.0	1.3	3.5	5.8	6.7	7.7	9.5	11.0	11.3	0.0
23-00	0.0	0.0	0.0	0.0	0.0	0.0	1.7	3.7	6.7	7.3	8.2	10.2	11.7	11.8	0.0

Hourly frequencies (%) of RVR for December

Hour (UTC)	Runway Visual Range (m)														
	<50	<100	<125	<150	<175	<200	<300	<350	<500	<550	<600	<800	<1200	<1500	N/A
00-01	0.0	0.0	0.0	0.0	0.0	0.0	0.6	1.1	4.8	5.3	6.1	9.4	12.7	13.9	0.0
01-02	0.0	0.0	0.0	0.0	0.0	0.0	0.5	1.5	4.2	5.5	6.9	8.9	11.3	12.6	0.0
02-03	0.0	0.0	0.0	0.0	0.0	0.0	0.3	0.5	4.7	6.5	8.1	10.6	13.1	14.7	0.0
03-04	0.0	0.0	0.0	0.0	0.0	0.0	0.5	1.0	5.0	6.9	7.9	10.0	13.2	14.2	0.0
04-05	0.0	0.0	0.0	0.0	0.0	0.0	0.6	1.5	5.2	6.5	7.3	10.0	13.2	14.2	0.0
05-06	0.0	0.0	0.0	0.0	0.0	0.0	0.6	1.8	4.4	6.3	7.6	10.8	13.7	15.5	0.0
06-07	0.0	0.0	0.0	0.0	0.0	0.0	0.0	1.0	3.7	6.1	7.3	9.8	14.2	15.8	0.0
07-08	0.0	0.0	0.0	0.0	0.0	0.2	1.6	3.1	8.5	9.7	10.8	13.9	16.6	17.9	0.0
08-09	0.0	0.0	0.0	0.0	0.2	0.2	2.9	5.5	11.0	11.3	12.0	14.4	18.6	19.7	0.2
09-10	0.0	0.0	0.0	0.0	0.0	0.2	3.1	4.8	8.9	9.5	10.2	12.9	16.6	17.6	0.0
10-11	0.0	0.0	0.0	0.0	0.0	0.0	1.6	3.1	6.3	7.3	8.1	10.3	13.2	14.2	0.0
11-12	0.0	0.0	0.0	0.0	0.0	0.3	2.3	3.5	5.6	6.5	7.1	9.7	11.0	12.6	0.0
12-13	0.0	0.0	0.0	0.0	0.0	0.0	1.9	3.7	5.0	5.5	6.0	7.3	9.5	10.8	0.0
13-14	0.0	0.0	0.0	0.0	0.0	0.0	2.9	3.2	4.4	4.8	4.8	6.1	8.7	9.7	0.0
14-15	0.0	0.0	0.0	0.2	0.2	0.3	1.1	2.3	3.4	4.0	4.5	5.6	7.6	8.7	0.0
15-16	0.0	0.0	0.0	0.0	0.0	0.0	0.5	1.5	3.1	3.7	4.2	5.2	7.1	7.7	0.0
16-17	0.0	0.0	0.0	0.0	0.0	0.0	0.6	1.3	2.6	3.2	3.4	5.3	6.6	7.3	0.0
17-18	0.0	0.0	0.0	0.0	0.0	0.0	0.6	1.3	3.9	4.4	4.5	5.8	8.1	8.7	0.2
18-19	0.0	0.0	0.0	0.0	0.0	0.0	0.8	1.3	2.4	3.2	3.5	5.3	8.9	9.5	0.0
19-20	0.0	0.0	0.0	0.0	0.0	0.0	0.5	1.1	2.9	3.2	3.9	5.2	7.1	7.4	0.0
20-21	0.0	0.0	0.0	0.0	0.0	0.0	0.5	1.6	2.9	3.7	4.5	5.3	6.9	7.9	0.0
21-22	0.0	0.0	0.0	0.0	0.0	0.0	0.6	2.1	3.4	3.5	3.9	5.8	7.7	8.4	0.0
22-23	0.0	0.0	0.0	0.0	0.0	0.0	0.3	1.8	4.4	4.7	5.3	7.3	10.5	11.5	0.0
23-00	0.0	0.0	0.0	0.0	0.0	0.0	0.5	1.1	4.2	5.6	6.6	8.7	11.5	12.6	0.0

Email: climatologie@airport.etat.lu
Tél: +352 4798-27003

© Copyright MeteoLux. All rights reserved.

Administration de la navigation aérienne
4, route de Trèves
L-2632 Luxembourg

2.3 Ceiling

2.3.1 Hourly ceiling per ten-year period

Hourly frequencies (%) of ceiling for 2016 to 2025

Hour (UTC)	Ceiling (ft) <100	<200	<300	<400	<500	<1000	<1500	>=1500	N/A
00-01	—	—	—	—	—	—	—	—	86.5
01-02	—	—	—	—	—	—	—	—	93.7
02-03	0.4	2.0	3.2	4.2	5.2	9.7	12.2	7.4	52.0
03-04	0.5	1.9	3.1	4.6	5.4	9.5	11.9	6.8	10.7
04-05	0.4	2.0	3.5	5.1	6.0	9.7	12.0	6.0	3.8
05-06	0.6	2.9	4.4	5.6	6.5	10.2	12.4	5.6	1.9
06-07	0.5	2.7	4.0	5.8	6.9	10.5	12.7	4.8	1.8
07-08	0.4	2.4	3.9	5.5	6.5	10.3	12.8	4.5	2.0
08-09	0.5	2.2	3.6	4.9	5.8	9.5	11.8	4.6	2.2
09-10	0.5	1.9	3.0	4.1	5.0	8.7	10.9	4.5	2.0
10-11	0.3	1.7	2.5	3.5	4.5	7.3	9.6	4.7	2.1
11-12	0.2	1.3	2.1	3.0	3.7	6.6	8.5	4.5	1.8
12-13	0.2	0.9	1.5	2.3	3.0	5.4	7.2	3.7	1.7
13-14	0.2	0.8	1.4	2.0	2.6	4.6	6.4	3.3	2.2
14-15	0.2	0.8	1.4	1.9	2.4	4.2	5.7	3.5	2.5
15-16	0.2	0.8	1.2	2.0	2.5	4.2	5.5	3.9	2.1
16-17	0.2	1.0	1.5	2.2	2.8	4.5	5.6	4.6	2.2
17-18	0.1	1.1	1.7	2.3	2.9	4.6	6.0	5.1	2.2
18-19	0.2	1.1	1.7	2.3	2.7	4.7	6.0	5.6	1.8
19-20	0.1	1.1	1.6	2.3	2.9	5.2	6.5	5.7	1.8
20-21	0.1	1.1	1.7	2.6	3.3	5.6	7.1	6.3	2.0
21-22	0.2	1.2	1.8	2.8	3.4	5.7	7.2	6.2	3.5
22-23	0.1	1.3	2.2	3.1	3.9	6.4	7.9	6.6	7.8
23-00	0.2	1.6	2.4	3.5	4.4	7.7	9.8	7.1	18.1

2.3.2 Monthly ceiling per ten-year period

Monthly frequencies (%) of ceiling for 2016 to 2025

Month	Ceiling (ft) <100	<200	<300	<400	<500	<1000	<1500	>=1500	N/A
January	0.6	3.2	5.2	8.0	9.8	16.6	20.6	8.6	12.5
February	0.5	1.7	2.9	4.7	6.3	11.5	14.6	7.7	12.9
March	0.1	0.7	1.0	1.3	1.9	4.1	6.2	8.1	12.6
April	0.1	0.3	0.5	0.8	1.1	2.3	3.3	4.6	13.4
May	0.0	0.1	0.2	0.3	0.4	1.8	2.6	2.4	13.5
June	0.1	0.2	0.3	0.5	0.7	1.9	2.4	2.6	12.9
July	0.0	0.2	0.4	0.6	0.7	1.1	1.6	2.8	13.3
August	0.0	0.2	0.4	0.6	0.8	1.7	2.3	2.6	13.2
September	0.1	0.7	1.1	1.6	1.9	3.1	3.9	3.3	13.6
October	0.2	1.8	3.0	4.0	4.5	7.2	9.2	6.5	13.4
November	0.7	3.1	5.1	7.3	8.8	12.9	16.3	6.9	12.3
December	1.1	6.0	9.2	11.6	13.5	20.1	23.3	6.7	12.1

Email: climatologie@airport.etat.lu
Tél: +352 4798-27003

© Copyright MeteoLux. All rights reserved.

Administration de la navigation aérienne
4, route de Trèves
L-2632 Luxembourg

2.3.3 Hourly ceiling per season

Hourly frequencies (%) of ceiling for Winter

Hour (UTC)	Ceiling (ft) <100	<200	<300	<400	<500	<1000	<1500	>=1500	N/A
00-01	—	—	—	—	—	—	—	—	81.2
01-02	—	—	—	—	—	—	—	—	91.9
02-03	0.9	4.5	7.0	9.7	11.6	20.2	24.3	9.9	51.9
03-04	1.0	4.2	6.6	9.5	10.9	19.3	23.8	8.7	14.5
04-05	0.8	4.3	7.2	10.0	12.0	19.0	23.0	8.5	7.3
05-06	0.8	4.5	7.3	10.1	11.9	18.5	21.7	9.0	2.6
06-07	0.9	4.9	7.4	11.1	13.6	19.7	23.3	7.2	1.7
07-08	1.0	4.8	8.0	11.5	13.3	20.5	23.5	6.9	2.2
08-09	1.2	5.3	8.1	10.9	13.2	20.0	22.9	6.7	2.0
09-10	1.4	4.8	7.7	10.4	12.5	20.6	23.1	6.4	2.4
10-11	1.1	4.9	6.9	9.6	11.6	18.5	22.2	6.1	2.1
11-12	0.8	3.8	5.9	8.5	10.4	17.7	20.7	6.4	2.0
12-13	0.8	2.9	4.6	6.6	8.6	14.8	18.7	4.9	1.8
13-14	0.8	2.5	4.4	5.9	7.6	13.8	17.3	5.0	2.2
14-15	0.6	2.5	3.9	5.3	7.1	12.8	15.9	5.1	3.1
15-16	0.5	2.1	3.7	5.8	7.1	12.4	15.8	6.2	2.1
16-17	0.5	2.6	4.0	5.8	7.5	12.2	15.1	7.8	2.4
17-18	0.4	2.9	4.6	6.1	7.9	12.6	15.9	8.9	2.1
18-19	0.7	3.2	4.7	6.1	7.3	13.1	16.2	8.9	2.4
19-20	0.5	3.0	4.5	6.2	8.0	13.9	17.1	9.3	1.9
20-21	0.4	3.1	4.1	7.1	8.7	13.9	17.6	9.3	1.9
21-22	0.3	3.0	4.3	6.9	8.5	13.9	17.4	9.4	3.8
22-23	0.2	3.2	4.9	6.8	8.5	14.6	17.6	10.0	3.9
23-00	0.5	3.7	5.0	7.4	9.6	15.9	19.7	10.1	11.0

Hourly frequencies (%) of ceiling for Spring

Hour (UTC)	Ceiling (ft) <100	<200	<300	<400	<500	<1000	<1500	>=1500	N/A
00-01	—	—	—	—	—	—	—	—	88.5
01-02	—	—	—	—	—	—	—	—	94.2
02-03	0.1	0.6	0.8	1.4	2.0	5.1	7.2	7.7	52.8
03-04	0.5	0.9	1.1	1.8	2.4	5.9	7.9	7.8	10.2
04-05	0.3	0.7	1.0	1.8	2.5	5.8	7.8	6.2	3.3
05-06	0.1	1.5	1.9	2.2	2.8	5.7	8.7	5.1	1.3
06-07	0.2	0.9	1.4	2.1	2.8	6.0	7.7	4.2	2.2
07-08	0.1	0.5	0.8	1.3	2.0	5.3	7.6	3.9	1.8
08-09	0.0	0.3	0.4	0.9	1.2	3.6	6.1	4.1	2.6
09-10	0.0	0.5	0.6	0.7	1.2	3.4	5.5	4.4	2.1
10-11	0.0	0.2	0.3	0.3	0.9	3.0	4.3	4.9	2.0
11-12	0.0	0.1	0.2	0.4	0.6	2.1	3.4	5.1	2.1
12-13	0.0	0.1	0.1	0.2	0.4	1.3	2.4	4.1	1.6
13-14	0.0	0.0	0.1	0.1	0.2	0.9	2.1	3.2	2.0
14-15	0.0	0.1	0.2	0.2	0.3	0.8	1.6	3.2	2.2
15-16	0.0	0.1	0.2	0.3	0.5	1.1	1.4	3.6	1.8
16-17	0.1	0.1	0.2	0.4	0.5	1.2	1.5	4.4	2.9
17-18	0.1	0.2	0.4	0.4	0.6	1.2	1.8	3.9	2.2
18-19	0.0	0.2	0.3	0.4	0.6	0.8	1.4	4.4	1.7
19-20	0.1	0.2	0.3	0.5	0.6	0.9	1.4	5.3	1.7
20-21	0.0	0.4	0.6	0.6	0.8	1.3	1.9	6.2	2.0
21-22	0.1	0.5	0.5	0.5	0.6	1.7	2.6	6.4	3.5
22-23	0.1	0.2	0.4	0.5	0.8	2.0	3.1	7.2	9.7
23-00	0.0	0.4	0.5	0.6	1.2	2.9	4.4	7.8	21.3

Email: climatologie@airport.etat.lu
Tél: +352 4798-27003
© Copyright MeteoLux. All rights reserved.
Administration de la navigation aérienne
4, route de Trèves
L-2632 Luxembourg

Hourly frequencies (%) of ceiling for Summer

Hour (UTC)	Ceiling (ft)								
	<100	<200	<300	<400	<500	<1000	<1500	>=1500	N/A
00-01	—	—	—	—	—	—	—	—	89.8
01-02	—	—	—	—	—	—	—	—	95.3
02-03	0.0	0.5	1.0	1.2	1.4	3.0	4.3	4.6	53.2
03-04	0.1	0.7	1.1	1.5	2.0	3.5	4.5	4.1	8.8
04-05	0.1	0.7	1.2	1.7	2.1	3.6	4.6	3.8	2.1
05-06	0.2	1.2	1.7	2.3	2.6	5.1	5.8	3.7	1.4
06-07	0.1	0.6	1.2	1.7	2.3	4.7	6.0	3.3	1.5
07-08	0.0	0.4	0.8	1.3	1.6	3.6	5.0	2.3	2.6
08-09	0.0	0.2	0.3	0.6	0.8	2.3	3.8	2.8	2.1
09-10	0.0	0.0	0.1	0.4	0.6	1.4	2.6	2.7	2.2
10-11	0.0	0.0	0.0	0.3	0.5	0.7	1.4	3.8	2.0
11-12	0.0	0.0	0.0	0.2	0.2	0.7	1.0	2.6	1.3
12-13	0.1	0.1	0.1	0.1	0.1	0.3	0.6	2.2	1.8
13-14	0.1	0.1	0.1	0.1	0.1	0.1	0.3	2.3	2.1
14-15	0.0	0.0	0.0	0.0	0.0	0.1	0.3	1.7	2.4
15-16	0.0	0.0	0.0	0.0	0.0	0.1	0.2	1.4	2.1
16-17	0.1	0.1	0.1	0.1	0.1	0.3	0.4	1.4	1.5
17-18	0.0	0.0	0.0	0.0	0.0	0.2	0.3	1.5	2.3
18-19	0.0	0.0	0.0	0.0	0.1	0.3	0.5	2.0	1.9
19-20	0.0	0.1	0.1	0.1	0.2	0.7	0.8	1.7	1.5
20-21	0.0	0.0	0.0	0.1	0.1	0.8	0.9	2.8	2.4
21-22	0.0	0.0	0.1	0.1	0.3	0.7	0.9	2.8	3.4
22-23	0.0	0.0	0.2	0.4	0.5	1.2	1.6	2.8	9.1
23-00	0.0	0.1	0.4	0.9	1.0	1.8	2.3	3.3	22.8

Hourly frequencies (%) of ceiling for Autumn

Hour (UTC)	Ceiling (ft)								
	<100	<200	<300	<400	<500	<1000	<1500	>=1500	N/A
00-01	—	—	—	—	—	—	—	—	88.8
01-02	—	—	—	—	—	—	—	—	95.9
02-03	0.6	2.5	4.2	5.0	6.1	11.5	14.1	8.1	51.9
03-04	0.3	2.2	4.2	5.9	6.8	10.6	12.9	6.7	10.0
04-05	0.4	2.8	4.6	7.0	8.0	11.5	13.6	6.0	2.6
05-06	1.2	4.7	6.7	8.1	9.3	12.0	14.2	4.9	2.6
06-07	1.0	4.5	6.1	8.1	9.0	12.1	14.2	4.9	2.0
07-08	0.7	3.8	6.0	7.9	9.1	12.4	15.4	5.0	1.8
08-09	0.8	2.9	4.9	6.9	7.9	12.1	14.6	5.3	2.1
09-10	0.7	2.0	3.4	4.5	5.5	9.6	12.8	4.7	1.6
10-11	0.3	1.9	3.1	4.2	5.2	7.8	11.1	4.3	2.6
11-12	0.2	1.5	2.2	3.0	3.8	6.4	9.2	4.2	2.0
12-13	0.1	0.8	1.4	2.3	3.1	5.2	7.5	4.0	1.9
13-14	0.1	0.6	1.2	1.9	2.5	4.1	6.0	3.5	2.7
14-15	0.2	0.6	1.4	2.0	2.5	3.7	5.2	4.3	2.5
15-16	0.2	1.0	1.3	2.4	2.8	3.7	5.2	4.7	2.5
16-17	0.1	1.2	1.9	2.7	3.5	4.6	5.6	5.2	2.3
17-18	0.1	1.2	1.7	2.6	3.0	4.6	6.1	6.5	2.3
18-19	0.1	1.2	2.0	2.7	3.1	5.1	6.4	7.4	1.6
19-20	0.0	1.2	1.7	2.5	3.4	5.8	7.5	6.9	2.1
20-21	0.1	1.0	2.0	2.5	3.4	6.4	8.2	7.2	1.7
21-22	0.2	1.5	2.2	3.8	4.3	6.9	8.1	6.8	3.4
22-23	0.2	1.5	2.7	4.0	5.1	7.6	9.1	6.4	8.8
23-00	0.3	1.6	3.2	4.6	5.0	9.2	11.6	6.9	18.2

Email: climatologie@airport.etat.lu
Tél: +352 4798-27003

© Copyright MeteoLux. All rights reserved.

Administration de la navigation aérienne
4, route de Trèves
L-2632 Luxembourg

2.3.4 Hourly ceiling per month

Hourly frequencies (%) of ceiling for January

Hour (UTC)	Ceiling (ft) <100	<200	<300	<400	<500	<1000	<1500	>=1500	N/A
00-01	—	—	—	—	—	—	—	—	82.1
01-02	—	—	—	—	—	—	—	—	91.9
02-03	1.0	4.3	6.7	8.3	10.0	18.3	24.0	9.7	51.6
03-04	0.9	4.5	6.1	8.3	9.8	18.2	23.2	9.6	13.1
04-05	0.5	3.7	7.0	9.6	11.2	18.8	22.3	8.8	8.1
05-06	0.7	3.5	5.3	9.4	11.1	18.6	21.9	8.1	2.3
06-07	0.3	3.3	4.7	8.3	9.6	15.8	20.8	6.4	1.3
07-08	0.3	3.8	6.1	10.1	11.3	18.7	22.4	7.6	2.6
08-09	0.5	5.0	6.6	9.9	11.7	18.5	21.7	8.8	2.4
09-10	1.1	4.9	7.0	9.5	12.0	20.2	22.8	7.0	1.6
10-11	1.2	5.8	7.6	9.9	11.7	18.6	23.9	7.1	2.3
11-12	0.7	3.6	6.3	8.3	10.2	18.0	21.5	8.4	2.3
12-13	0.8	3.0	4.8	6.3	8.2	16.3	20.2	5.4	1.9
13-14	0.8	1.8	4.7	6.5	8.0	16.3	20.0	5.5	3.1
14-15	0.7	2.4	4.4	6.7	8.6	16.5	19.8	6.2	4.0
15-16	0.8	1.2	2.8	5.5	7.8	13.4	17.9	6.3	2.4
16-17	0.8	2.0	3.5	6.4	9.3	13.9	18.2	7.9	2.4
17-18	0.5	2.5	4.9	7.9	9.7	14.6	19.0	9.5	1.8
18-19	0.5	2.1	4.8	6.4	7.7	13.0	18.2	11.5	1.8
19-20	0.2	2.1	3.5	6.4	9.6	15.7	20.3	9.8	2.4
20-21	0.0	1.8	2.5	7.9	9.7	14.7	19.0	10.2	2.3
21-22	0.0	2.4	4.0	7.2	8.4	13.6	17.5	10.6	4.0
22-23	0.0	3.8	5.5	7.5	9.0	15.5	19.2	11.4	3.4
23-00	0.2	3.8	5.9	8.1	9.9	17.8	21.4	11.3	10.2

Hourly frequencies (%) of ceiling for February

Hour (UTC)	Ceiling (ft) <100	<200	<300	<400	<500	<1000	<1500	>=1500	N/A
00-01	—	—	—	—	—	—	—	—	85.9
01-02	—	—	—	—	—	—	—	—	94.9
02-03	0.0	2.2	5.1	8.8	10.3	21.7	25.4	9.9	51.9
03-04	0.4	2.1	4.4	7.9	9.5	19.5	23.7	8.7	14.8
04-05	0.7	2.6	3.6	7.5	10.7	17.0	21.7	10.1	5.5
05-06	0.7	2.7	5.4	6.8	9.0	14.2	17.8	9.5	1.9
06-07	0.7	2.2	4.3	8.3	10.8	17.3	19.8	7.4	1.9
07-08	1.1	3.8	6.5	8.8	11.8	17.8	20.1	5.0	1.6
08-09	1.1	2.7	5.6	7.2	10.1	16.0	19.2	5.4	1.6
09-10	1.4	3.6	6.2	7.2	9.2	16.8	19.9	5.4	2.5
10-11	1.1	2.9	4.5	7.0	8.5	13.8	17.3	5.8	1.8
11-12	0.7	1.6	2.3	5.0	6.8	11.5	14.8	5.8	1.9
12-13	0.5	0.7	1.3	4.3	5.2	8.8	12.2	4.3	1.8
13-14	0.9	2.0	2.5	3.1	4.7	8.1	11.7	4.7	1.9
14-15	0.5	1.5	1.5	2.0	3.1	6.4	9.5	4.5	2.8
15-16	0.4	1.1	1.4	2.5	2.9	7.2	11.0	6.0	2.1
16-17	0.0	0.4	0.7	1.4	2.2	5.6	7.0	7.8	2.1
17-18	0.0	0.5	1.1	1.4	2.4	5.6	7.4	7.8	2.5
18-19	0.2	0.5	0.9	1.6	2.2	6.4	8.6	9.0	3.5
19-20	0.2	0.5	0.9	1.4	2.0	7.0	9.1	9.8	1.1
20-21	0.0	2.0	2.2	4.0	4.9	8.7	12.1	9.6	2.5
21-22	0.0	0.9	1.5	3.9	5.5	9.2	12.3	10.5	3.7
22-23	0.0	0.7	0.9	2.4	4.9	9.7	12.3	11.4	5.5
23-00	0.0	0.8	1.4	2.9	4.7	10.2	14.3	11.6	13.4

Email: climatologie@airport.etat.lu
Tél: +352 4798-27003
© Copyright MeteoLux. All rights reserved.
Administration de la navigation aérienne
4, route de Trèves
L-2632 Luxembourg

Hourly frequencies (%) of ceiling for March

Hour (UTC)	Ceiling (ft)								
	<100	<200	<300	<400	<500	<1000	<1500	>=1500	N/A
00-01	—	—	—	—	—	—	—	—	82.4
01-02	—	—	—	—	—	—	—	—	91.0
02-03	0.0	1.0	1.7	3.1	3.8	6.5	10.3	11.0	53.1
03-04	0.2	1.1	1.5	3.0	4.3	9.5	12.8	10.6	13.2
04-05	0.0	1.2	1.9	3.2	4.9	8.9	11.8	11.8	5.3
05-06	0.2	2.5	2.8	3.1	4.6	8.2	13.2	8.7	1.3
06-07	0.2	1.3	2.0	2.6	4.0	7.9	10.6	5.0	2.3
07-08	0.2	1.1	1.3	1.8	3.1	6.9	10.2	5.7	1.8
08-09	0.0	0.8	1.0	1.5	1.8	5.2	8.8	6.3	3.1
09-10	0.0	1.5	1.8	1.8	2.1	5.8	8.7	6.1	1.9
10-11	0.0	0.5	0.8	1.0	1.2	5.1	7.3	6.3	2.3
11-12	0.0	0.2	0.7	1.0	1.2	3.3	5.8	6.5	2.6
12-13	0.0	0.0	0.0	0.3	0.7	2.5	3.9	5.2	1.6
13-14	0.0	0.0	0.0	0.0	0.5	1.7	3.1	5.3	2.4
14-15	0.0	0.3	0.3	0.3	0.7	1.3	2.8	4.6	2.3
15-16	0.0	0.3	0.3	0.5	0.8	1.5	2.1	6.2	1.6
16-17	0.2	0.3	0.5	0.8	1.0	1.8	2.3	7.4	3.7
17-18	0.2	0.3	0.7	0.7	0.7	1.2	2.6	6.6	2.3
18-19	0.0	0.3	0.3	0.3	0.5	1.0	2.5	8.8	1.5
19-20	0.0	0.3	0.5	0.7	0.7	1.2	2.1	10.6	2.4
20-21	0.0	1.2	1.5	1.6	1.6	2.8	3.6	11.5	2.1
21-22	0.2	1.3	1.3	1.3	1.3	3.3	5.0	11.4	2.7
22-23	0.0	0.0	0.5	0.7	1.2	3.3	5.3	10.3	6.1
23-00	0.0	0.2	0.4	0.6	1.8	4.6	6.3	13.8	12.6

Hourly frequencies (%) of ceiling for April

Hour (UTC)	Ceiling (ft)								
	<100	<200	<300	<400	<500	<1000	<1500	>=1500	N/A
00-01	—	—	—	—	—	—	—	—	91.0
01-02	—	—	—	—	—	—	—	—	95.7
02-03	0.4	0.7	0.7	0.7	1.4	2.5	5.0	8.9	53.0
03-04	1.1	1.3	1.3	2.0	2.6	4.1	5.9	9.1	9.8
04-05	0.5	0.7	0.7	1.5	1.7	4.1	6.0	4.9	2.2
05-06	0.2	1.3	1.7	2.0	2.0	4.5	6.9	3.7	1.0
06-07	0.3	1.2	1.7	2.2	2.5	4.9	6.1	5.1	1.7
07-08	0.0	0.2	0.5	1.3	1.8	4.2	6.1	4.5	0.8
08-09	0.0	0.0	0.3	1.2	1.5	4.0	5.0	3.3	3.2
09-10	0.0	0.0	0.0	0.2	1.4	3.6	5.1	4.8	2.5
10-11	0.0	0.0	0.0	0.0	1.7	3.6	4.9	4.6	1.7
11-12	0.0	0.0	0.0	0.3	0.7	2.7	3.9	5.8	2.3
12-13	0.0	0.3	0.3	0.3	0.5	0.8	2.2	4.7	0.8
13-14	0.0	0.0	0.2	0.2	0.2	0.7	2.2	2.4	1.2
14-15	0.0	0.0	0.2	0.3	0.3	0.5	1.4	3.1	2.5
15-16	0.0	0.0	0.3	0.3	0.5	1.0	1.4	2.6	2.2
16-17	0.0	0.0	0.0	0.3	0.3	0.9	1.2	3.6	2.3
17-18	0.0	0.0	0.3	0.5	0.9	1.5	1.7	3.3	3.0
18-19	0.0	0.0	0.3	0.7	0.7	0.7	0.8	3.5	1.0
19-20	0.2	0.2	0.3	0.7	0.8	0.8	1.2	3.2	1.5
20-21	0.0	0.0	0.2	0.2	0.3	0.3	0.9	4.4	2.2
21-22	0.2	0.2	0.2	0.2	0.3	0.9	1.2	5.3	3.0
22-23	0.2	0.4	0.6	0.6	0.6	1.7	2.0	7.1	10.5
23-00	0.0	0.9	0.9	1.1	1.1	2.5	3.6	6.5	25.7

Email: climatologie@airport.etat.lu
Tél: +352 4798-27003

© Copyright MeteoLux. All rights reserved.

Administration de la navigation aérienne
4, route de Trèves
L-2632 Luxembourg

Hourly frequencies (%) of ceiling for May

Hour (UTC)	Ceiling (ft)								
	<100	<200	<300	<400	<500	<1000	<1500	>=1500	N/A
00-01	—	—	—	—	—	—	—	—	92.3
01-02	—	—	—	—	—	—	—	—	96.1
02-03	0.0	0.0	0.0	0.3	0.7	6.1	6.4	3.4	52.3
03-04	0.3	0.3	0.5	0.5	0.5	4.4	5.1	4.0	7.6
04-05	0.3	0.3	0.5	0.7	0.8	4.5	5.8	2.1	2.3
05-06	0.0	0.8	1.3	1.5	1.6	4.3	5.9	2.8	1.6
06-07	0.0	0.2	0.7	1.3	2.0	5.1	6.5	2.6	2.6
07-08	0.0	0.2	0.5	0.7	1.0	4.7	6.6	1.5	2.9
08-09	0.0	0.0	0.0	0.0	0.2	1.8	4.4	2.6	1.6
09-10	0.0	0.0	0.0	0.0	0.2	0.8	2.6	2.3	1.8
10-11	0.0	0.0	0.0	0.0	0.0	0.5	0.7	3.8	1.9
11-12	0.0	0.0	0.0	0.0	0.0	0.3	0.5	2.9	1.5
12-13	0.0	0.0	0.0	0.0	0.0	0.7	1.0	2.5	2.3
13-14	0.0	0.0	0.0	0.0	0.0	0.3	0.8	1.8	2.3
14-15	0.0	0.0	0.0	0.0	0.0	0.5	0.5	1.8	1.9
15-16	0.0	0.0	0.0	0.0	0.2	0.7	0.7	2.0	1.6
16-17	0.0	0.0	0.0	0.0	0.2	1.0	1.0	2.3	2.7
17-18	0.0	0.2	0.2	0.2	0.2	0.8	1.0	1.8	1.3
18-19	0.0	0.3	0.3	0.3	0.5	0.8	1.0	0.8	2.6
19-20	0.0	0.0	0.0	0.2	0.3	0.7	1.0	2.0	1.3
20-21	0.0	0.0	0.0	0.0	0.3	0.8	1.3	2.5	1.6
21-22	0.0	0.0	0.0	0.0	0.0	1.0	1.7	2.4	4.8
22-23	0.0	0.2	0.2	0.4	0.7	1.1	1.7	3.9	12.4
23-00	0.0	0.2	0.2	0.2	0.4	1.3	3.0	2.0	25.8

Hourly frequencies (%) of ceiling for June

Hour (UTC)	Ceiling (ft)								
	<100	<200	<300	<400	<500	<1000	<1500	>=1500	N/A
00-01	—	—	—	—	—	—	—	—	89.0
01-02	—	—	—	—	—	—	—	—	94.8
02-03	0.0	0.3	1.4	1.7	2.1	3.8	5.2	4.5	51.8
03-04	0.0	0.7	1.3	2.0	2.2	3.8	4.3	3.0	7.0
04-05	0.2	0.9	0.9	1.5	2.4	4.8	5.6	3.1	2.2
05-06	0.3	1.4	1.9	2.4	2.5	5.6	6.3	3.2	1.5
06-07	0.2	0.7	1.2	1.9	2.7	4.7	5.6	2.9	1.7
07-08	0.0	0.5	0.5	0.9	1.0	3.7	5.6	1.7	2.0
08-09	0.0	0.2	0.2	0.2	0.5	3.4	4.8	3.6	2.3
09-10	0.0	0.0	0.0	0.0	0.3	1.7	2.9	3.6	2.5
10-11	0.0	0.0	0.0	0.3	0.5	0.9	2.0	4.3	2.0
11-12	0.0	0.0	0.0	0.2	0.2	1.2	1.7	2.4	1.3
12-13	0.2	0.2	0.2	0.2	0.2	0.3	0.5	2.5	1.8
13-14	0.2	0.2	0.2	0.2	0.2	0.2	0.3	2.2	1.5
14-15	0.0	0.0	0.0	0.0	0.0	0.2	0.3	2.4	1.5
15-16	0.0	0.0	0.0	0.0	0.0	0.0	0.2	1.9	1.7
16-17	0.2	0.2	0.2	0.2	0.2	0.3	0.5	0.8	1.8
17-18	0.0	0.0	0.0	0.0	0.0	0.0	0.3	1.4	1.3
18-19	0.0	0.0	0.0	0.0	0.0	0.0	0.7	2.4	2.5
19-20	0.0	0.0	0.0	0.0	0.0	1.2	1.4	2.0	1.7
20-21	0.0	0.0	0.0	0.0	0.0	1.5	1.9	2.1	2.8
21-22	0.0	0.0	0.0	0.0	0.5	1.5	1.7	2.1	2.7
22-23	0.0	0.0	0.0	0.0	0.6	1.5	1.8	2.4	9.8
23-00	0.0	0.0	0.2	0.6	0.6	1.7	1.9	3.5	22.8

Email: climatologie@airport.etat.lu
Tél: +352 4798-27003

© Copyright MeteoLux. All rights reserved.

Administration de la navigation aérienne
4, route de Trèves
L-2632 Luxembourg

Hourly frequencies (%) of ceiling for July

Hour (UTC)	Ceiling (ft)								
	<100	<200	<300	<400	<500	<1000	<1500	>=1500	N/A
00-01	—	—	—	—	—	—	—	—	90.0
01-02	—	—	—	—	—	—	—	—	95.0
02-03	0.0	0.7	1.1	1.1	1.4	2.8	3.2	6.0	54.0
03-04	0.4	1.1	1.8	2.0	2.5	3.4	5.0	5.3	9.4
04-05	0.0	0.7	1.5	1.8	2.0	3.3	4.4	4.9	1.9
05-06	0.0	0.7	1.3	1.6	1.8	3.7	4.6	3.9	0.8
06-07	0.0	0.3	1.0	1.1	1.3	2.8	4.4	3.9	1.5
07-08	0.0	0.2	0.5	0.7	0.7	0.7	1.8	2.7	3.2
08-09	0.0	0.0	0.3	0.3	0.5	0.7	1.3	2.6	1.1
09-10	0.0	0.0	0.3	0.7	0.8	1.0	1.7	1.8	2.3
10-11	0.0	0.0	0.0	0.5	1.0	1.0	1.3	3.1	1.9
11-12	0.0	0.0	0.0	0.3	0.3	0.7	0.8	3.1	1.5
12-13	0.0	0.0	0.0	0.0	0.0	0.5	0.7	2.6	2.1
13-14	0.0	0.0	0.0	0.0	0.0	0.2	0.3	2.8	3.1
14-15	0.0	0.0	0.0	0.0	0.0	0.2	0.7	1.2	2.9
15-16	0.0	0.0	0.0	0.0	0.0	0.0	0.2	0.8	2.9
16-17	0.0	0.0	0.0	0.0	0.0	0.2	0.3	2.1	1.6
17-18	0.0	0.0	0.0	0.0	0.0	0.2	0.2	1.2	2.9
18-19	0.0	0.0	0.0	0.0	0.2	0.3	0.3	2.1	1.5
19-20	0.0	0.0	0.0	0.2	0.3	0.5	0.5	1.5	1.6
20-21	0.0	0.0	0.0	0.0	0.0	0.0	0.2	3.5	2.7
21-22	0.0	0.0	0.0	0.0	0.0	0.0	0.3	2.7	3.9
22-23	0.0	0.0	0.2	0.7	0.7	1.0	1.7	2.6	6.6
23-00	0.0	0.2	0.4	1.5	1.5	2.1	2.8	3.4	24.2

Hourly frequencies (%) of ceiling for August

Hour (UTC)	Ceiling (ft)								
	<100	<200	<300	<400	<500	<1000	<1500	>=1500	N/A
00-01	—	—	—	—	—	—	—	—	90.5
01-02	—	—	—	—	—	—	—	—	96.1
02-03	0.0	0.3	0.7	0.7	0.7	2.4	4.5	3.5	53.5
03-04	0.0	0.2	0.4	0.7	1.4	3.2	4.3	3.9	10.0
04-05	0.2	0.5	1.2	1.7	2.0	2.8	3.6	3.3	2.3
05-06	0.2	1.5	2.0	3.0	3.4	6.1	6.7	3.9	1.8
06-07	0.0	0.7	1.5	2.1	2.9	6.5	7.8	3.1	1.3
07-08	0.0	0.5	1.5	2.5	3.1	6.3	7.5	2.6	2.6
08-09	0.0	0.3	0.5	1.2	1.3	3.0	5.3	2.2	2.9
09-10	0.0	0.0	0.0	0.7	0.7	1.6	3.1	2.8	1.9
10-11	0.0	0.0	0.0	0.0	0.0	0.2	0.8	4.1	1.9
11-12	0.0	0.0	0.0	0.0	0.0	0.2	0.5	2.4	1.0
12-13	0.0	0.0	0.0	0.0	0.0	0.2	0.5	1.5	1.5
13-14	0.0	0.0	0.0	0.0	0.0	0.0	0.3	1.8	1.8
14-15	0.0	0.0	0.0	0.0	0.0	0.0	0.0	1.5	2.7
15-16	0.0	0.0	0.0	0.0	0.0	0.2	0.2	1.6	1.8
16-17	0.0	0.0	0.0	0.0	0.0	0.3	0.5	1.3	1.1
17-18	0.0	0.0	0.0	0.0	0.0	0.5	0.5	2.0	2.7
18-19	0.0	0.0	0.0	0.0	0.2	0.5	0.5	1.5	1.8
19-20	0.0	0.2	0.2	0.2	0.2	0.5	0.5	1.5	1.1
20-21	0.0	0.0	0.0	0.3	0.3	0.8	0.8	2.8	1.8
21-22	0.0	0.0	0.2	0.3	0.3	0.7	0.7	3.5	3.5
22-23	0.0	0.0	0.4	0.4	0.4	1.1	1.3	3.4	10.8
23-00	0.0	0.0	0.4	0.6	0.8	1.6	2.1	3.1	21.5

Email: climatologie@airport.etat.lu
Tél: +352 4798-27003

© Copyright MeteoLux. All rights reserved.

Administration de la navigation aérienne
4, route de Trèves
L-2632 Luxembourg

Hourly frequencies (%) of ceiling for September

Hour (UTC)	Ceiling (ft)								
	<100	<200	<300	<400	<500	<1000	<1500	>=1500	N/A
00-01	—	—	—	—	—	—	—	—	92.7
01-02	—	—	—	—	—	—	—	—	97.8
02-03	0.0	1.0	2.4	2.8	3.5	5.9	6.3	5.6	52.3
03-04	0.0	0.9	2.4	4.8	5.1	6.2	8.0	5.1	8.8
04-05	0.2	1.9	2.5	4.6	4.7	5.9	7.6	4.2	1.2
05-06	1.2	3.3	4.3	5.3	6.0	8.2	9.1	4.3	2.7
06-07	0.9	2.9	3.4	4.8	5.5	7.2	8.0	4.6	2.7
07-08	0.2	2.5	3.0	4.4	5.2	6.6	7.6	4.1	1.5
08-09	0.3	1.2	1.9	2.6	3.6	6.1	6.7	3.4	2.3
09-10	0.0	0.2	0.8	0.8	1.0	3.4	5.4	3.0	1.0
10-11	0.0	0.0	0.2	0.8	0.8	1.4	2.5	3.0	1.5
11-12	0.0	0.0	0.0	0.0	0.2	0.9	1.5	2.6	2.0
12-13	0.0	0.0	0.0	0.0	0.0	0.7	1.2	2.4	1.2
13-14	0.0	0.0	0.0	0.0	0.0	0.2	1.0	1.9	4.2
14-15	0.0	0.0	0.0	0.2	0.2	0.5	0.7	1.2	3.0
15-16	0.0	0.0	0.0	0.3	0.3	0.3	0.3	1.0	2.7
16-17	0.0	0.0	0.0	0.0	0.2	0.5	0.7	2.5	1.8
17-18	0.0	0.0	0.0	0.0	0.0	1.2	1.4	2.4	2.0
18-19	0.0	0.0	0.0	0.2	0.2	1.4	1.5	2.7	1.7
19-20	0.0	0.3	0.3	0.3	0.7	1.0	2.0	2.7	2.0
20-21	0.0	0.3	0.3	0.3	0.7	2.2	2.9	3.2	1.2
21-22	0.0	0.2	0.2	0.7	1.2	3.0	3.5	4.2	5.3
22-23	0.0	0.6	1.0	1.2	2.1	3.7	4.2	3.7	13.7
23-00	0.0	1.1	1.5	1.5	1.9	4.3	4.7	4.9	22.3

Hourly frequencies (%) of ceiling for October

Hour (UTC)	Ceiling (ft)								
	<100	<200	<300	<400	<500	<1000	<1500	>=1500	N/A
00-01	—	—	—	—	—	—	—	—	90.0
01-02	—	—	—	—	—	—	—	—	96.1
02-03	0.3	3.7	6.0	7.0	7.7	12.8	16.1	7.4	51.9
03-04	0.5	3.2	6.4	7.5	8.3	13.7	15.6	5.7	9.2
04-05	0.3	4.4	6.4	8.9	9.5	14.4	16.4	5.1	1.8
05-06	1.6	6.4	8.2	9.2	9.7	11.8	14.5	5.3	1.9
06-07	1.0	5.3	6.9	8.1	8.9	12.2	14.7	4.8	2.3
07-08	0.3	4.5	6.5	7.6	8.5	12.3	15.4	6.3	2.9
08-09	0.3	2.6	4.6	5.7	5.9	9.7	12.5	6.4	1.6
09-10	0.2	1.0	2.3	3.4	3.9	8.8	12.1	5.1	1.5
10-11	0.0	0.7	2.4	2.9	3.9	6.4	9.5	4.2	4.5
11-12	0.0	0.7	1.2	2.0	2.5	5.4	8.3	5.0	2.3
12-13	0.2	0.7	1.0	1.2	1.8	4.1	5.8	4.1	1.9
13-14	0.0	0.0	0.7	0.8	1.0	3.1	5.1	3.8	1.6
14-15	0.0	0.0	0.5	0.7	1.0	1.5	3.5	4.1	2.6
15-16	0.0	0.2	0.3	0.8	1.0	1.5	2.5	6.7	3.2
16-17	0.0	0.0	0.5	0.7	1.0	2.0	2.3	6.6	2.3
17-18	0.0	0.0	0.8	1.5	1.5	3.5	4.6	9.8	2.6
18-19	0.0	0.3	1.1	2.0	2.1	3.6	4.9	10.5	1.5
19-20	0.0	0.3	1.2	1.6	2.8	4.6	5.9	9.4	2.1
20-21	0.2	1.1	2.0	2.3	3.0	5.4	6.2	10.3	1.6
21-22	0.2	1.7	2.0	3.8	4.2	6.3	7.0	9.3	3.1
22-23	0.4	2.2	3.8	5.7	7.0	8.4	10.4	8.1	10.0
23-00	0.0	2.1	4.1	5.8	6.2	10.8	14.1	6.6	22.1

Email: climatologie@airport.etat.lu
Tél: +352 4798-27003
© Copyright MeteoLux. All rights reserved.
Administration de la navigation aérienne
4, route de Trèves
L-2632 Luxembourg

Hourly frequencies (%) of ceiling for November

Hour (UTC)	Ceiling (ft)								
	<100	<200	<300	<400	<500	<1000	<1500	>=1500	N/A
00-01	—	—	—	—	—	—	—	—	83.7
01-02	—	—	—	—	—	—	—	—	93.7
02-03	1.4	2.7	4.1	5.2	6.9	15.8	19.6	11.3	51.5
03-04	0.4	2.5	3.6	5.5	7.0	11.7	15.2	9.3	12.0
04-05	0.7	1.9	4.9	7.5	9.6	14.0	16.8	8.8	5.0
05-06	0.9	4.5	7.6	9.8	12.2	16.0	18.9	5.0	3.2
06-07	1.0	5.2	7.8	11.5	12.5	16.9	19.7	5.2	1.2
07-08	1.5	4.4	8.6	11.8	13.4	18.2	23.0	4.7	0.8
08-09	1.7	4.8	8.2	12.5	14.2	20.7	24.8	6.0	2.5
09-10	1.9	4.8	7.2	9.4	11.6	16.8	21.0	6.2	2.5
10-11	0.8	4.9	6.8	9.0	11.0	15.6	21.4	5.8	1.8
11-12	0.5	3.7	5.6	7.0	8.7	12.9	17.8	4.9	1.8
12-13	0.0	1.7	3.3	5.8	7.7	11.0	15.6	5.5	2.7
13-14	0.3	1.9	2.9	4.9	6.5	8.9	11.8	4.8	2.3
14-15	0.5	1.9	3.6	5.3	6.3	9.2	11.6	7.7	2.0
15-16	0.5	2.7	3.6	5.9	7.1	9.3	12.9	6.3	1.7
16-17	0.3	3.8	5.1	7.5	9.4	11.3	13.9	6.5	2.7
17-18	0.3	3.6	4.4	6.5	7.7	9.2	12.3	7.3	2.3
18-19	0.3	3.4	4.7	6.1	7.1	10.3	12.9	9.0	1.7
19-20	0.0	2.9	3.6	5.6	6.8	11.8	14.7	8.4	2.3
20-21	0.0	1.4	3.6	4.9	6.7	11.8	15.7	8.0	2.3
21-22	0.5	2.5	4.4	6.6	7.5	11.2	13.7	6.8	1.7
22-23	0.2	1.7	3.3	5.0	6.0	10.3	12.2	7.4	2.7
23-00	0.9	1.7	3.7	6.1	6.7	12.0	15.2	8.7	10.0

Hourly frequencies (%) of ceiling for December

Hour (UTC)	Ceiling (ft)								
	<100	<200	<300	<400	<500	<1000	<1500	>=1500	N/A
00-01	—	—	—	—	—	—	—	—	77.3
01-02	—	—	—	—	—	—	—	—	91.3
02-03	1.7	6.5	9.2	11.9	14.3	19.5	22.9	9.9	52.7
03-04	1.5	5.0	9.1	12.2	13.3	19.2	23.8	8.4	15.3
04-05	1.1	6.1	11.4	13.7	14.7	21.1	25.3	6.5	8.1
05-06	1.0	7.3	12.2	14.2	15.7	22.2	25.0	10.0	3.4
06-07	1.6	9.7	13.7	17.4	20.4	25.7	29.4	7.6	1.9
07-08	1.5	7.2	12.3	15.9	17.6	25.3	28.4	7.7	1.8
08-09	2.1	9.0	13.9	17.0	19.0	26.2	28.4	5.6	1.6
09-10	1.7	6.6	10.9	15.6	17.2	25.5	27.4	6.1	2.7
10-11	1.2	5.8	8.6	11.5	14.2	21.9	24.5	4.9	2.1
11-12	1.1	6.2	9.2	12.1	14.1	23.3	25.9	4.9	1.6
12-13	1.1	4.7	7.7	9.5	12.4	19.5	23.9	4.1	1.5
13-14	0.8	3.8	5.9	8.2	10.0	16.5	20.5	3.6	1.5
14-15	0.5	4.0	6.1	7.1	8.9	14.5	18.6	4.0	2.3
15-16	0.3	3.8	6.1	8.3	9.8	15.4	17.3	5.7	1.5
16-17	0.3	5.5	7.8	9.4	10.6	16.4	19.7	7.4	2.4
17-18	0.7	6.1	8.2	9.4	12.2	17.8	21.7	8.6	1.9
18-19	1.0	5.6	7.9	9.8	11.1	18.7	20.9	5.9	1.5
19-20	0.8	5.8	8.4	10.1	11.2	18.0	20.3	7.9	2.3
20-21	1.1	5.4	8.2	10.0	11.9	18.3	22.0	7.7	1.1
21-22	0.8	5.7	8.2	10.2	12.0	18.7	22.2	6.8	3.4
22-23	0.7	5.5	9.0	11.3	12.5	18.4	21.4	7.3	2.9
23-00	1.2	6.7	7.9	11.5	14.3	19.2	23.3	7.8	8.5

Email: climatologie@airport.etat.lu
Tél: +352 4798-27003

© Copyright MeteoLux. All rights reserved.

Administration de la navigation aérienne
4, route de Trèves
L-2632 Luxembourg

2.4 Runway Visual Range (RVR) and ceiling

2.4.1 Hourly RVR and ceiling per ten-year period

Hourly frequencies (%) of RVR and ceiling for 2016 to 2025

		Runway Visual Range (m)							
		<50	<200	<300	<350	<550	<800	<1200	
		Ceiling (ft)							
		<100	<100	<100	<200	<200	<200	<200	N/A
Hour (UTC)	00-01	—	—	—	—	—	—	—	86.5
	01-02	—	—	—	—	—	—	—	93.7
	02-03	0.0	0.0	0.0	0.2	0.5	0.8	1.0	52.0
	03-04	0.0	0.0	0.1	0.2	0.5	0.7	0.9	10.7
	04-05	0.0	0.0	0.1	0.3	0.5	0.8	1.0	3.8
	05-06	0.0	0.0	0.2	0.5	0.8	1.2	1.6	1.9
	06-07	0.0	0.0	0.1	0.5	0.8	1.1	1.5	1.8
	07-08	0.0	0.0	0.1	0.5	1.0	1.3	1.5	2.0
	08-09	0.0	0.1	0.2	0.6	0.9	1.2	1.5	2.2
	09-10	0.0	0.1	0.2	0.5	0.8	1.1	1.4	2.0
	10-11	0.0	0.1	0.1	0.4	0.6	0.8	1.0	2.1
	11-12	0.0	0.0	0.0	0.4	0.5	0.7	0.9	1.8
	12-13	0.0	0.0	0.0	0.2	0.3	0.4	0.5	1.8
	13-14	0.0	0.0	0.1	0.1	0.2	0.3	0.5	2.2
	14-15	0.0	0.0	0.0	0.1	0.2	0.3	0.4	2.6
	15-16	0.0	0.0	0.1	0.1	0.2	0.3	0.4	2.1
	16-17	0.0	0.0	0.0	0.1	0.2	0.3	0.5	2.3
	17-18	0.0	0.0	0.0	0.1	0.2	0.3	0.5	2.2
	18-19	0.0	0.0	0.0	0.1	0.2	0.3	0.5	1.9
	19-20	0.0	0.0	0.0	0.0	0.1	0.2	0.3	1.8
	20-21	0.0	0.0	0.0	0.0	0.1	0.2	0.3	2.0
	21-22	0.0	0.0	0.0	0.1	0.1	0.3	0.4	3.5
	22-23	0.0	0.0	0.0	0.1	0.1	0.2	0.4	7.8
	23-00	0.0	0.0	0.1	0.1	0.2	0.4	0.7	18.1

2.4.2 Monthly RVR and ceiling per ten-year period

Monthly frequencies (%) of RVR and ceiling for 2016 to 2025

		Runway Visual Range (m)							
		<50	<200	<300	<350	<550	<800	<1200	
		Ceiling (ft)							
		<100	<100	<100	<200	<200	<200	<200	N/A
Month	January	0.0	0.0	0.1	0.5	0.9	1.2	1.6	12.5
	February	0.0	0.0	0.2	0.4	0.6	0.8	1.0	12.9
	March	0.0	0.0	0.0	0.1	0.2	0.3	0.4	12.6
	April	0.0	0.0	0.0	0.1	0.1	0.1	0.2	13.4
	May	0.0	0.0	0.0	0.0	0.1	0.1	0.1	13.6
	June	0.0	0.0	0.0	0.0	0.1	0.1	0.1	12.9
	July	0.0	0.0	0.0	0.0	0.1	0.1	0.1	13.3
	August	0.0	0.0	0.0	0.1	0.1	0.1	0.1	13.3
	September	0.0	0.0	0.0	0.2	0.3	0.4	0.5	13.6
	October	0.0	0.0	0.1	0.3	0.6	0.8	1.0	13.4
	November	0.0	0.2	0.3	0.7	1.1	1.5	1.9	12.3
	December	0.0	0.0	0.2	0.4	1.1	1.9	2.9	12.1

Email: climatologie@airport.etat.lu
Tél: +352 4798-27003
© Copyright MeteoLux. All rights reserved.
Administration de la navigation aérienne
4, route de Trèves
L-2632 Luxembourg

2.4.3 Hourly RVR and ceiling per season

Hourly frequencies (%) of RVR and ceiling for Winter

Hour (UTC)	Runway Visual Range (m)							
	<50	<200	<300	<350	<550	<800	<1200	
	Ceiling (ft)							
	<100	<100	<100	<200	<200	<200	<200	N/A
00-01	—	—	—	—	—	—	—	81.2
01-02	—	—	—	—	—	—	—	91.9
02-03	0.0	0.0	0.1	0.3	0.8	1.0	1.7	51.9
03-04	0.0	0.0	0.1	0.2	0.7	1.0	1.7	14.5
04-05	0.0	0.0	0.1	0.2	0.7	1.4	2.0	7.3
05-06	0.0	0.0	0.2	0.2	0.6	1.3	2.1	2.6
06-07	0.0	0.0	0.1	0.3	0.7	1.4	2.0	1.7
07-08	0.0	0.0	0.2	0.8	1.9	2.4	3.2	2.2
08-09	0.0	0.0	0.2	1.2	2.0	2.7	3.8	2.1
09-10	0.0	0.2	0.4	0.9	2.1	2.8	3.7	2.4
10-11	0.0	0.1	0.2	1.1	1.8	2.4	2.8	2.1
11-12	0.0	0.0	0.1	1.1	1.7	2.3	2.7	2.0
12-13	0.0	0.1	0.2	0.7	1.1	1.3	1.6	1.8
13-14	0.0	0.0	0.2	0.3	0.7	1.1	1.5	2.2
14-15	0.0	0.1	0.1	0.2	0.7	1.0	1.4	3.1
15-16	0.0	0.1	0.2	0.3	0.6	1.0	1.2	2.1
16-17	0.0	0.0	0.1	0.2	0.3	0.9	1.2	2.4
17-18	0.0	0.0	0.1	0.2	0.6	0.8	1.4	2.1
18-19	0.0	0.0	0.1	0.1	0.3	0.6	1.5	2.4
19-20	0.0	0.0	0.1	0.1	0.2	0.5	0.9	1.9
20-21	0.0	0.0	0.1	0.1	0.4	0.7	0.9	1.9
21-22	0.0	0.0	0.1	0.2	0.3	0.6	1.0	3.8
22-23	0.0	0.0	0.1	0.1	0.2	0.4	1.0	4.0
23-00	0.0	0.0	0.1	0.1	0.5	0.9	1.9	11.1

Hourly frequencies (%) of RVR and ceiling for Spring

Hour (UTC)	Runway Visual Range (m)							
	<50	<200	<300	<350	<550	<800	<1200	
	Ceiling (ft)							
	<100	<100	<100	<200	<200	<200	<200	N/A
00-01	—	—	—	—	—	—	—	88.5
01-02	—	—	—	—	—	—	—	94.2
02-03	0.0	0.0	0.0	0.2	0.2	0.3	0.3	52.8
03-04	0.0	0.1	0.3	0.4	0.5	0.5	0.5	10.2
04-05	0.0	0.1	0.2	0.2	0.2	0.2	0.3	3.3
05-06	0.0	0.0	0.1	0.3	0.3	0.5	0.8	1.3
06-07	0.0	0.0	0.0	0.2	0.4	0.5	0.7	2.2
07-08	0.0	0.0	0.0	0.2	0.3	0.3	0.3	1.8
08-09	0.0	0.0	0.0	0.1	0.1	0.1	0.1	2.6
09-10	0.0	0.0	0.0	0.2	0.3	0.3	0.4	2.1
10-11	0.0	0.0	0.0	0.0	0.1	0.1	0.2	2.0
11-12	0.0	0.0	0.0	0.0	0.0	0.0	0.0	2.1
12-13	0.0	0.0	0.0	0.0	0.0	0.0	0.1	1.6
13-14	0.0	0.0	0.0	0.0	0.0	0.0	0.0	2.0
14-15	0.0	0.0	0.0	0.0	0.0	0.0	0.0	2.2
15-16	0.0	0.0	0.0	0.0	0.0	0.0	0.0	1.8
16-17	0.0	0.0	0.0	0.0	0.0	0.1	0.1	3.0
17-18	0.0	0.0	0.0	0.0	0.0	0.1	0.1	2.3
18-19	0.0	0.0	0.0	0.0	0.0	0.0	0.0	1.8
19-20	0.0	0.0	0.0	0.0	0.1	0.1	0.1	1.8
20-21	0.0	0.0	0.0	0.0	0.1	0.1	0.1	2.0
21-22	0.0	0.0	0.0	0.0	0.1	0.2	0.3	3.5
22-23	0.0	0.0	0.0	0.0	0.0	0.0	0.0	9.7
23-00	0.0	0.0	0.0	0.0	0.0	0.1	0.1	21.3

Email: climatologie@airport.etat.lu
Tél: +352 4798-27003
© Copyright MeteoLux. All rights reserved.
Administration de la navigation aérienne
4, route de Trèves
L-2632 Luxembourg

Hourly frequencies (%) of RVR and ceiling for Summer

		Runway Visual Range (m)							
		<50	<200	<300	<350	<550	<800	<1200	
		Ceiling (ft)							
		<100	<100	<100	<200	<200	<200	<200	N/A
Hour (UTC)	00-01	—	—	—	—	—	—	—	89.8
	01-02	—	—	—	—	—	—	—	95.3
	02-03	0.0	0.0	0.0	0.0	0.2	0.3	0.3	53.2
	03-04	0.0	0.0	0.0	0.0	0.2	0.2	0.4	8.8
	04-05	0.0	0.1	0.1	0.2	0.4	0.4	0.4	2.1
	05-06	0.0	0.0	0.1	0.3	0.4	0.7	0.7	1.4
	06-07	0.0	0.0	0.0	0.1	0.2	0.3	0.4	1.5
	07-08	0.0	0.0	0.0	0.1	0.2	0.2	0.2	2.6
	08-09	0.0	0.0	0.0	0.0	0.0	0.1	0.1	2.3
	09-10	0.0	0.0	0.0	0.0	0.0	0.0	0.0	2.2
	10-11	0.0	0.0	0.0	0.0	0.0	0.0	0.0	2.0
	11-12	0.0	0.0	0.0	0.0	0.0	0.0	0.0	1.3
	12-13	0.0	0.0	0.0	0.0	0.0	0.0	0.0	1.8
	13-14	0.0	0.0	0.0	0.0	0.0	0.0	0.0	2.1
	14-15	0.0	0.0	0.0	0.0	0.0	0.0	0.0	2.5
	15-16	0.0	0.0	0.0	0.0	0.0	0.0	0.0	2.1
	16-17	0.0	0.0	0.0	0.0	0.0	0.0	0.0	1.6
	17-18	0.0	0.0	0.0	0.0	0.0	0.0	0.0	2.3
	18-19	0.0	0.0	0.0	0.0	0.0	0.0	0.0	1.9
	19-20	0.0	0.0	0.0	0.0	0.0	0.0	0.0	1.5
	20-21	0.0	0.0	0.0	0.0	0.0	0.0	0.0	2.4
	21-22	0.0	0.0	0.0	0.0	0.0	0.0	0.0	3.4
	22-23	0.0	0.0	0.0	0.0	0.0	0.0	0.0	9.1
	23-00	0.0	0.0	0.0	0.0	0.0	0.0	0.0	22.8

Hourly frequencies (%) of RVR and ceiling for Autumn

		Runway Visual Range (m)							
		<50	<200	<300	<350	<550	<800	<1200	
		Ceiling (ft)							
		<100	<100	<100	<200	<200	<200	<200	N/A
Hour (UTC)	00-01	—	—	—	—	—	—	—	88.8
	01-02	—	—	—	—	—	—	—	95.9
	02-03	0.0	0.0	0.0	0.2	0.9	1.4	1.7	51.9
	03-04	0.0	0.0	0.0	0.4	0.8	1.1	1.1	10.0
	04-05	0.0	0.0	0.1	0.5	0.8	1.2	1.5	2.6
	05-06	0.0	0.0	0.5	1.4	1.9	2.4	3.1	2.6
	06-07	0.0	0.2	0.4	1.3	2.0	2.3	3.1	2.0
	07-08	0.0	0.1	0.3	1.1	1.6	2.1	2.5	1.8
	08-09	0.0	0.4	0.4	1.1	1.5	1.7	2.1	2.1
	09-10	0.0	0.4	0.6	0.8	1.1	1.3	1.6	1.6
	10-11	0.0	0.2	0.2	0.3	0.7	1.0	1.2	2.6
	11-12	0.0	0.1	0.1	0.4	0.4	0.7	1.1	2.0
	12-13	0.0	0.0	0.0	0.1	0.2	0.3	0.4	2.0
	13-14	0.0	0.0	0.0	0.1	0.1	0.3	0.4	2.7
	14-15	0.0	0.1	0.1	0.1	0.2	0.3	0.3	2.5
	15-16	0.0	0.1	0.1	0.1	0.2	0.4	0.5	2.5
	16-17	0.0	0.0	0.1	0.2	0.4	0.5	0.7	2.3
	17-18	0.0	0.0	0.1	0.1	0.2	0.4	0.5	2.3
	18-19	0.0	0.0	0.1	0.3	0.5	0.6	0.6	1.6
	19-20	0.0	0.0	0.0	0.0	0.1	0.2	0.2	2.1
	20-21	0.0	0.0	0.0	0.0	0.1	0.2	0.3	1.7
	21-22	0.0	0.0	0.0	0.1	0.2	0.3	0.5	3.4
	22-23	0.0	0.0	0.0	0.2	0.4	0.5	0.6	8.8
	23-00	0.0	0.0	0.2	0.3	0.5	0.7	0.8	18.2

Email: climatologie@airport.etat.lu
Tél: +352 4798-27003

© Copyright MeteoLux. All rights reserved.

Administration de la navigation aérienne
4, route de Trèves
L-2632 Luxembourg

2.4.4 Hourly RVR and ceiling per month

Hourly frequencies (%) of RVR and ceiling for January

Hour (UTC)	Runway Visual Range (m) <50 / Ceiling (ft) <100	<200 / <100	<300 / <100	<350 / <200	<550 / <200	<800 / <200	<1200 / <200	N/A
00-01	—	—	—	—	—	—	—	82.1
01-02	—	—	—	—	—	—	—	91.9
02-03	0.0	0.0	0.0	0.3	0.7	1.3	1.7	51.6
03-04	0.0	0.0	0.0	0.2	0.7	1.3	1.7	13.1
04-05	0.0	0.0	0.0	0.0	0.4	0.7	1.1	8.1
05-06	0.0	0.0	0.0	0.0	0.3	0.7	1.5	2.3
06-07	0.0	0.0	0.0	0.3	0.5	0.8	1.1	1.3
07-08	0.0	0.0	0.0	0.7	1.3	1.5	2.5	2.6
08-09	0.0	0.0	0.2	1.7	2.1	2.3	3.5	2.4
09-10	0.0	0.3	0.5	1.3	2.3	2.8	3.6	1.6
10-11	0.0	0.0	0.0	1.3	2.1	3.1	3.3	2.3
11-12	0.0	0.0	0.0	1.2	1.7	1.8	2.5	2.3
12-13	0.0	0.0	0.0	0.5	1.3	1.6	2.0	1.9
13-14	0.0	0.0	0.2	0.2	0.8	1.0	1.0	3.1
14-15	0.0	0.3	0.3	0.5	0.8	1.0	1.2	4.0
15-16	0.0	0.2	0.5	0.7	0.8	1.0	1.0	2.4
16-17	0.0	0.0	0.2	0.5	0.8	1.2	1.2	2.4
17-18	0.0	0.0	0.2	0.5	1.0	1.3	1.6	1.8
18-19	0.0	0.0	0.2	0.3	0.5	0.7	1.0	1.8
19-20	0.0	0.0	0.0	0.0	0.0	0.0	0.3	2.4
20-21	0.0	0.0	0.0	0.0	0.0	0.5	0.7	2.3
21-22	0.0	0.0	0.0	0.2	0.2	0.5	0.7	4.0
22-23	0.0	0.0	0.0	0.0	0.2	0.2	0.7	3.4
23-00	0.0	0.0	0.0	0.0	0.2	0.4	1.6	10.2

Hourly frequencies (%) of RVR and ceiling for February

Hour (UTC)	Runway Visual Range (m) <50 / Ceiling (ft) <100	<200 / <100	<300 / <100	<350 / <200	<550 / <200	<800 / <200	<1200 / <200	N/A
00-01	—	—	—	—	—	—	—	85.9
01-02	—	—	—	—	—	—	—	94.9
02-03	0.0	0.0	0.0	0.0	0.0	0.0	0.0	51.9
03-04	0.0	0.0	0.0	0.0	0.0	0.0	1.0	14.8
04-05	0.0	0.0	0.0	0.0	0.4	1.1	1.3	5.5
05-06	0.0	0.0	0.4	0.4	0.7	1.3	1.6	1.9
06-07	0.0	0.0	0.2	0.5	0.7	1.4	1.6	1.9
07-08	0.0	0.0	0.5	0.9	2.0	2.3	2.3	1.6
08-09	0.0	0.0	0.4	0.9	1.4	2.0	2.3	1.6
09-10	0.0	0.2	0.4	0.9	1.6	2.5	2.9	2.5
10-11	0.0	0.2	0.7	1.8	2.0	2.0	2.2	1.8
11-12	0.0	0.0	0.4	0.9	1.4	1.6	1.6	1.9
12-13	0.0	0.2	0.5	0.5	0.5	0.5	0.5	1.8
13-14	0.0	0.0	0.2	0.5	0.7	0.7	0.7	1.9
14-15	0.0	0.0	0.0	0.2	0.7	0.7	0.9	2.8
15-16	0.0	0.0	0.0	0.0	0.4	0.4	0.5	2.1
16-17	0.0	0.0	0.0	0.0	0.2	0.2	0.2	2.1
17-18	0.0	0.0	0.0	0.0	0.0	0.0	0.2	2.5
18-19	0.0	0.0	0.0	0.0	0.0	0.0	0.2	3.5
19-20	0.0	0.0	0.0	0.0	0.0	0.0	0.4	1.1
20-21	0.0	0.0	0.0	0.0	0.4	0.4	0.4	2.5
21-22	0.0	0.0	0.0	0.0	0.2	0.2	0.6	3.7
22-23	0.0	0.0	0.0	0.0	0.0	0.0	0.2	5.5
23-00	0.0	0.0	0.0	0.0	0.0	0.2	0.6	13.4

Email: climatologie@airport.etat.lu
Tél: +352 4798-27003
© Copyright MeteoLux. All rights reserved.
Administration de la navigation aérienne
4, route de Trèves
L-2632 Luxembourg

Hourly frequencies (%) of RVR and ceiling for March

Hour (UTC)	Runway Visual Range (m)							
	<50	<200	<300	<350	<550	<800	<1200	
	Ceiling (ft)							
	<100	<100	<100	<200	<200	<200	<200	N/A
00-01	—	—	—	—	—	—	—	82.4
01-02	—	—	—	—	—	—	—	91.0
02-03	0.0	0.0	0.0	0.0	0.0	0.3	0.3	53.1
03-04	0.0	0.0	0.2	0.2	0.4	0.4	0.6	13.2
04-05	0.0	0.0	0.0	0.0	0.0	0.0	0.2	5.3
05-06	0.0	0.0	0.0	0.2	0.2	0.5	1.3	1.3
06-07	0.0	0.0	0.0	0.3	0.7	0.8	1.0	2.3
07-08	0.0	0.0	0.0	0.3	0.7	0.8	0.8	1.8
08-09	0.0	0.0	0.0	0.2	0.3	0.3	0.3	3.1
09-10	0.0	0.0	0.0	0.7	0.8	1.0	1.2	1.9
10-11	0.0	0.0	0.0	0.0	0.2	0.3	0.5	2.3
11-12	0.0	0.0	0.0	0.0	0.0	0.0	0.0	2.6
12-13	0.0	0.0	0.0	0.0	0.0	0.0	0.0	1.6
13-14	0.0	0.0	0.0	0.0	0.0	0.0	0.0	2.4
14-15	0.0	0.0	0.0	0.0	0.0	0.0	0.0	2.3
15-16	0.0	0.0	0.0	0.0	0.0	0.0	0.0	1.6
16-17	0.0	0.0	0.0	0.0	0.0	0.2	0.3	3.7
17-18	0.0	0.0	0.0	0.0	0.0	0.2	0.2	2.3
18-19	0.0	0.0	0.0	0.0	0.0	0.0	0.0	1.5
19-20	0.0	0.0	0.0	0.0	0.0	0.2	0.2	2.4
20-21	0.0	0.0	0.0	0.0	0.2	0.2	0.3	2.1
21-22	0.0	0.0	0.0	0.0	0.2	0.5	0.7	2.7
22-23	0.0	0.0	0.0	0.0	0.0	0.0	0.0	6.1
23-00	0.0	0.0	0.0	0.0	0.0	0.2	0.2	12.6

Hourly frequencies (%) of RVR and ceiling for April

Hour (UTC)	Runway Visual Range (m)							
	<50	<200	<300	<350	<550	<800	<1200	
	Ceiling (ft)							
	<100	<100	<100	<200	<200	<200	<200	N/A
00-01	—	—	—	—	—	—	—	91.0
01-02	—	—	—	—	—	—	—	95.7
02-03	0.0	0.0	0.0	0.7	0.7	0.7	0.7	53.0
03-04	0.0	0.0	0.4	0.6	0.7	0.7	0.7	9.8
04-05	0.0	0.0	0.2	0.2	0.2	0.3	0.3	2.2
05-06	0.0	0.0	0.2	0.5	0.5	0.5	0.5	1.0
06-07	0.0	0.0	0.0	0.2	0.7	0.7	0.8	1.7
07-08	0.0	0.0	0.0	0.0	0.0	0.0	0.0	0.8
08-09	0.0	0.0	0.0	0.0	0.0	0.0	0.0	3.2
09-10	0.0	0.0	0.0	0.0	0.0	0.0	0.0	2.5
10-11	0.0	0.0	0.0	0.0	0.0	0.0	0.0	1.7
11-12	0.0	0.0	0.0	0.0	0.0	0.0	0.0	2.3
12-13	0.0	0.0	0.0	0.0	0.0	0.0	0.2	0.8
13-14	0.0	0.0	0.0	0.0	0.0	0.0	0.0	1.2
14-15	0.0	0.0	0.0	0.0	0.0	0.0	0.0	2.5
15-16	0.0	0.0	0.0	0.0	0.0	0.0	0.0	2.2
16-17	0.0	0.0	0.0	0.0	0.0	0.0	0.0	2.3
17-18	0.0	0.0	0.0	0.0	0.0	0.0	0.0	3.0
18-19	0.0	0.0	0.0	0.0	0.0	0.0	0.0	1.0
19-20	0.0	0.0	0.0	0.0	0.2	0.2	0.2	1.5
20-21	0.0	0.0	0.0	0.0	0.0	0.0	0.0	2.2
21-22	0.0	0.0	0.0	0.0	0.2	0.2	0.2	3.0
22-23	0.0	0.0	0.0	0.0	0.0	0.0	0.0	10.5
23-00	0.0	0.0	0.0	0.0	0.0	0.0	0.0	25.7

Email: climatologie@airport.etat.lu
Tél: +352 4798-27003

© Copyright MeteoLux. All rights reserved.

Administration de la navigation aérienne
4, route de Trèves
L-2632 Luxembourg

Hourly frequencies (%) of RVR and ceiling for May

Hour (UTC)	Runway Visual Range (m) <50 / Ceiling (ft) <100	<200 / <100	<300 / <100	<350 / <200	<550 / <200	<800 / <200	<1200 / <200	N/A
00-01	—	—	—	—	—	—	—	92.3
01-02	—	—	—	—	—	—	—	96.1
02-03	0.0	0.0	0.0	0.0	0.0	0.0	0.0	52.3
03-04	0.0	0.3	0.3	0.3	0.3	0.3	0.3	7.6
04-05	0.0	0.2	0.3	0.3	0.3	0.3	0.3	2.3
05-06	0.0	0.0	0.0	0.2	0.3	0.5	0.5	1.6
06-07	0.0	0.0	0.0	0.0	0.0	0.0	0.2	2.6
07-08	0.0	0.0	0.0	0.2	0.2	0.2	0.2	2.9
08-09	0.0	0.0	0.0	0.0	0.0	0.0	0.0	1.6
09-10	0.0	0.0	0.0	0.0	0.0	0.0	0.0	1.8
10-11	0.0	0.0	0.0	0.0	0.0	0.0	0.0	1.9
11-12	0.0	0.0	0.0	0.0	0.0	0.0	0.0	1.5
12-13	0.0	0.0	0.0	0.0	0.0	0.0	0.0	2.3
13-14	0.0	0.0	0.0	0.0	0.0	0.0	0.0	2.3
14-15	0.0	0.0	0.0	0.0	0.0	0.0	0.0	1.9
15-16	0.0	0.0	0.0	0.0	0.0	0.0	0.0	1.6
16-17	0.0	0.0	0.0	0.0	0.0	0.0	0.0	2.9
17-18	0.0	0.0	0.0	0.0	0.0	0.0	0.0	1.6
18-19	0.0	0.0	0.0	0.0	0.0	0.0	0.0	2.9
19-20	0.0	0.0	0.0	0.0	0.0	0.0	0.0	1.5
20-21	0.0	0.0	0.0	0.0	0.0	0.0	0.0	1.6
21-22	0.0	0.0	0.0	0.0	0.0	0.0	0.0	4.8
22-23	0.0	0.0	0.0	0.0	0.0	0.0	0.0	12.4
23-00	0.0	0.0	0.0	0.0	0.0	0.0	0.0	25.8

Hourly frequencies (%) of RVR and ceiling for June

Hour (UTC)	Runway Visual Range (m) <50 / Ceiling (ft) <100	<200 / <100	<300 / <100	<350 / <200	<550 / <200	<800 / <200	<1200 / <200	N/A
00-01	—	—	—	—	—	—	—	89.0
01-02	—	—	—	—	—	—	—	94.8
02-03	0.0	0.0	0.0	0.0	0.3	0.3	0.3	51.8
03-04	0.0	0.0	0.0	0.0	0.5	0.5	0.7	7.0
04-05	0.0	0.2	0.2	0.2	0.5	0.5	0.5	2.2
05-06	0.0	0.0	0.2	0.2	0.3	0.5	0.5	1.5
06-07	0.0	0.0	0.0	0.0	0.3	0.3	0.3	1.7
07-08	0.0	0.0	0.0	0.0	0.0	0.2	0.2	2.0
08-09	0.0	0.0	0.0	0.0	0.0	0.0	0.0	2.5
09-10	0.0	0.0	0.0	0.0	0.0	0.0	0.0	2.5
10-11	0.0	0.0	0.0	0.0	0.0	0.0	0.0	2.2
11-12	0.0	0.0	0.0	0.0	0.0	0.0	0.0	1.3
12-13	0.0	0.0	0.0	0.0	0.0	0.0	0.0	1.8
13-14	0.0	0.0	0.0	0.0	0.0	0.0	0.0	1.5
14-15	0.0	0.0	0.0	0.0	0.0	0.0	0.0	1.5
15-16	0.0	0.0	0.0	0.0	0.0	0.0	0.0	1.7
16-17	0.0	0.0	0.0	0.0	0.0	0.0	0.0	1.8
17-18	0.0	0.0	0.0	0.0	0.0	0.0	0.0	1.3
18-19	0.0	0.0	0.0	0.0	0.0	0.0	0.0	2.5
19-20	0.0	0.0	0.0	0.0	0.0	0.0	0.0	1.7
20-21	0.0	0.0	0.0	0.0	0.0	0.0	0.0	2.8
21-22	0.0	0.0	0.0	0.0	0.0	0.0	0.0	2.7
22-23	0.0	0.0	0.0	0.0	0.0	0.0	0.0	9.8
23-00	0.0	0.0	0.0	0.0	0.0	0.0	0.0	22.8

Email: climatologie@airport.etat.lu
Tél: +352 4798-27003

© Copyright MeteoLux. All rights reserved.

Administration de la navigation aérienne
4, route de Trèves
L-2632 Luxembourg

Hourly frequencies (%) of RVR and ceiling for July

Hour (UTC)	Runway Visual Range (m)							
	<50	<200	<300	<350	<550	<800	<1200	
	Ceiling (ft)							
	<100	<100	<100	<200	<200	<200	<200	N/A
00-01	—	—	—	—	—	—	—	90.0
01-02	—	—	—	—	—	—	—	95.0
02-03	0.0	0.0	0.0	0.0	0.4	0.4	0.4	54.0
03-04	0.0	0.0	0.0	0.0	0.2	0.2	0.4	9.4
04-05	0.0	0.0	0.0	0.2	0.3	0.3	0.3	1.9
05-06	0.0	0.0	0.0	0.3	0.3	0.3	0.3	0.8
06-07	0.0	0.0	0.0	0.0	0.2	0.3	0.3	1.5
07-08	0.0	0.0	0.0	0.0	0.0	0.0	0.0	3.2
08-09	0.0	0.0	0.0	0.0	0.0	0.0	0.0	1.3
09-10	0.0	0.0	0.0	0.0	0.0	0.0	0.0	2.3
10-11	0.0	0.0	0.0	0.0	0.0	0.0	0.0	1.9
11-12	0.0	0.0	0.0	0.0	0.0	0.0	0.0	1.5
12-13	0.0	0.0	0.0	0.0	0.0	0.0	0.0	2.1
13-14	0.0	0.0	0.0	0.0	0.0	0.0	0.0	3.1
14-15	0.0	0.0	0.0	0.0	0.0	0.0	0.0	2.9
15-16	0.0	0.0	0.0	0.0	0.0	0.0	0.0	2.9
16-17	0.0	0.0	0.0	0.0	0.0	0.0	0.0	1.6
17-18	0.0	0.0	0.0	0.0	0.0	0.0	0.0	2.9
18-19	0.0	0.0	0.0	0.0	0.0	0.0	0.0	1.5
19-20	0.0	0.0	0.0	0.0	0.0	0.0	0.0	1.6
20-21	0.0	0.0	0.0	0.0	0.0	0.0	0.0	2.7
21-22	0.0	0.0	0.0	0.0	0.0	0.0	0.0	3.9
22-23	0.0	0.0	0.0	0.0	0.0	0.0	0.0	6.6
23-00	0.0	0.0	0.0	0.0	0.0	0.0	0.0	24.2

Hourly frequencies (%) of RVR and ceiling for August

Hour (UTC)	Runway Visual Range (m)							
	<50	<200	<300	<350	<550	<800	<1200	
	Ceiling (ft)							
	<100	<100	<100	<200	<200	<200	<200	N/A
00-01	—	—	—	—	—	—	—	90.5
01-02	—	—	—	—	—	—	—	96.1
02-03	0.0	0.0	0.0	0.0	0.0	0.3	0.3	53.5
03-04	0.0	0.0	0.0	0.0	0.0	0.0	0.0	10.0
04-05	0.0	0.0	0.2	0.3	0.5	0.5	0.5	2.3
05-06	0.0	0.0	0.2	0.5	0.7	1.3	1.3	1.8
06-07	0.0	0.0	0.0	0.2	0.2	0.2	0.5	1.3
07-08	0.0	0.0	0.0	0.2	0.5	0.5	0.5	2.6
08-09	0.0	0.0	0.0	0.0	0.0	0.2	0.2	3.1
09-10	0.0	0.0	0.0	0.0	0.0	0.0	0.0	1.9
10-11	0.0	0.0	0.0	0.0	0.0	0.0	0.0	1.9
11-12	0.0	0.0	0.0	0.0	0.0	0.0	0.0	1.0
12-13	0.0	0.0	0.0	0.0	0.0	0.0	0.0	1.5
13-14	0.0	0.0	0.0	0.0	0.0	0.0	0.0	1.8
14-15	0.0	0.0	0.0	0.0	0.0	0.0	0.0	3.1
15-16	0.0	0.0	0.0	0.0	0.0	0.0	0.0	1.8
16-17	0.0	0.0	0.0	0.0	0.0	0.0	0.0	1.3
17-18	0.0	0.0	0.0	0.0	0.0	0.0	0.0	2.7
18-19	0.0	0.0	0.0	0.0	0.0	0.0	0.0	1.8
19-20	0.0	0.0	0.0	0.0	0.0	0.0	0.0	1.1
20-21	0.0	0.0	0.0	0.0	0.0	0.0	0.0	1.8
21-22	0.0	0.0	0.0	0.0	0.0	0.0	0.0	3.5
22-23	0.0	0.0	0.0	0.0	0.0	0.0	0.0	10.8
23-00	0.0	0.0	0.0	0.0	0.0	0.0	0.0	21.5

Email: climatologie@airport.etat.lu
Tél: +352 4798-27003

© Copyright MeteoLux. All rights reserved.

Administration de la navigation aérienne
4, route de Trèves
L-2632 Luxembourg

Hourly frequencies (%) of RVR and ceiling for September

Hour (UTC)	Runway Visual Range (m) <50 / Ceiling (ft) <100	<200 / <100	<300 / <100	<350 / <200	<550 / <200	<800 / <200	<1200 / <200	N/A
00-01	—	—	—	—	—	—	—	92.7
01-02	—	—	—	—	—	—	—	97.8
02-03	0.0	0.0	0.0	0.0	0.0	0.7	0.7	52.3
03-04	0.0	0.0	0.0	0.0	0.4	0.7	0.7	8.8
04-05	0.0	0.0	0.0	0.0	0.3	0.7	1.2	1.2
05-06	0.0	0.0	0.5	1.5	1.9	2.2	3.3	2.7
06-07	0.0	0.2	0.3	1.5	1.7	1.7	2.4	2.7
07-08	0.0	0.0	0.0	0.7	1.2	1.7	2.0	1.5
08-09	0.0	0.0	0.0	0.2	0.2	0.5	0.9	2.3
09-10	0.0	0.0	0.0	0.0	0.0	0.0	0.0	1.0
10-11	0.0	0.0	0.0	0.0	0.0	0.0	0.0	1.5
11-12	0.0	0.0	0.0	0.0	0.0	0.0	0.0	2.0
12-13	0.0	0.0	0.0	0.0	0.0	0.0	0.0	1.2
13-14	0.0	0.0	0.0	0.0	0.0	0.0	0.0	4.2
14-15	0.0	0.0	0.0	0.0	0.0	0.0	0.0	3.0
15-16	0.0	0.0	0.0	0.0	0.0	0.0	0.0	2.7
16-17	0.0	0.0	0.0	0.0	0.0	0.0	0.0	1.8
17-18	0.0	0.0	0.0	0.0	0.0	0.0	0.0	2.0
18-19	0.0	0.0	0.0	0.0	0.0	0.0	0.0	1.7
19-20	0.0	0.0	0.0	0.0	0.2	0.2	0.2	2.0
20-21	0.0	0.0	0.0	0.0	0.0	0.2	0.2	1.2
21-22	0.0	0.0	0.0	0.0	0.0	0.0	0.0	5.3
22-23	0.0	0.0	0.0	0.0	0.0	0.0	0.0	13.7
23-00	0.0	0.0	0.0	0.0	0.0	0.2	0.4	22.3

Hourly frequencies (%) of RVR and ceiling for October

Hour (UTC)	Runway Visual Range (m) <50 / Ceiling (ft) <100	<200 / <100	<300 / <100	<350 / <200	<550 / <200	<800 / <200	<1200 / <200	N/A
00-01	—	—	—	—	—	—	—	90.0
01-02	—	—	—	—	—	—	—	96.1
02-03	0.0	0.0	0.0	0.7	1.7	2.0	2.7	51.9
03-04	0.0	0.0	0.0	0.5	1.2	1.6	1.6	9.2
04-05	0.0	0.0	0.0	0.7	0.8	1.3	1.6	1.8
05-06	0.0	0.0	0.8	1.2	2.0	2.6	3.1	1.9
06-07	0.0	0.3	0.5	1.7	2.8	3.3	4.0	2.3
07-08	0.0	0.0	0.0	1.0	1.2	1.8	2.2	2.9
08-09	0.0	0.2	0.2	0.8	1.1	1.3	1.5	1.6
09-10	0.0	0.2	0.2	0.2	0.2	0.3	0.5	1.5
10-11	0.0	0.0	0.0	0.0	0.0	0.2	0.3	4.5
11-12	0.0	0.0	0.0	0.0	0.2	0.3	0.7	2.3
12-13	0.0	0.0	0.0	0.2	0.2	0.2	0.3	2.1
13-14	0.0	0.0	0.0	0.0	0.0	0.0	0.0	1.6
14-15	0.0	0.0	0.0	0.0	0.0	0.0	0.0	2.6
15-16	0.0	0.0	0.0	0.0	0.0	0.0	0.2	3.2
16-17	0.0	0.0	0.0	0.0	0.0	0.0	0.0	2.3
17-18	0.0	0.0	0.0	0.0	0.0	0.0	0.0	2.6
18-19	0.0	0.0	0.0	0.3	0.3	0.3	0.3	1.5
19-20	0.0	0.0	0.0	0.0	0.0	0.0	0.0	2.1
20-21	0.0	0.0	0.0	0.0	0.2	0.3	0.7	1.6
21-22	0.0	0.0	0.0	0.2	0.3	0.3	0.8	3.1
22-23	0.0	0.0	0.0	0.2	0.2	0.4	0.5	10.0
23-00	0.0	0.0	0.0	0.4	0.4	0.6	0.8	22.1

Email: climatologie@airport.etat.lu
Tél: +352 4798-27003

© Copyright MeteoLux. All rights reserved.

Administration de la navigation aérienne
4, route de Trèves
L-2632 Luxembourg

Hourly frequencies (%) of RVR and ceiling for November

Hour (UTC)	Runway Visual Range (m)							
	<50	<200	<300	<350	<550	<800	<1200	
	Ceiling (ft)							
	<100	<100	<100	<200	<200	<200	<200	N/A
00-01	—	—	—	—	—	—	—	83.7
01-02	—	—	—	—	—	—	—	93.7
02-03	0.0	0.0	0.0	0.0	1.0	1.4	1.7	51.5
03-04	0.0	0.0	0.0	0.6	0.8	0.9	0.9	12.0
04-05	0.0	0.0	0.4	0.9	1.2	1.6	1.8	5.0
05-06	0.0	0.0	0.2	1.4	1.9	2.4	2.9	3.2
06-07	0.0	0.0	0.5	0.8	1.5	1.9	2.9	1.2
07-08	0.0	0.2	0.8	1.5	2.4	2.9	3.2	0.8
08-09	0.0	1.0	1.2	2.2	3.1	3.4	3.9	2.5
09-10	0.0	1.0	1.5	2.4	3.1	3.6	4.4	2.5
10-11	0.0	0.5	0.5	1.0	2.0	2.7	3.2	1.8
11-12	0.0	0.2	0.2	1.2	1.2	1.7	2.7	1.8
12-13	0.0	0.0	0.0	0.2	0.5	0.7	1.0	2.7
13-14	0.0	0.0	0.0	0.2	0.3	1.0	1.2	2.3
14-15	0.0	0.2	0.2	0.2	0.7	1.0	1.0	2.0
15-16	0.0	0.2	0.3	0.3	0.5	1.2	1.2	1.7
16-17	0.0	0.0	0.3	0.5	1.2	1.5	2.1	2.7
17-18	0.0	0.0	0.3	0.3	0.5	1.2	1.5	2.3
18-19	0.0	0.0	0.3	0.5	1.2	1.4	1.5	1.7
19-20	0.0	0.0	0.0	0.0	0.2	0.3	0.5	2.3
20-21	0.0	0.0	0.0	0.0	0.0	0.0	0.2	2.3
21-22	0.0	0.0	0.0	0.0	0.2	0.5	0.7	1.7
22-23	0.0	0.0	0.0	0.5	0.9	1.0	1.2	2.7
23-00	0.0	0.0	0.6	0.6	0.9	1.1	1.1	10.0

Hourly frequencies (%) of RVR and ceiling for December

Hour (UTC)	Runway Visual Range (m)							
	<50	<200	<300	<350	<550	<800	<1200	
	Ceiling (ft)							
	<100	<100	<100	<200	<200	<200	<200	N/A
00-01	—	—	—	—	—	—	—	77.3
01-02	—	—	—	—	—	—	—	91.3
02-03	0.0	0.0	0.3	0.7	1.7	1.7	3.4	52.7
03-04	0.0	0.0	0.4	0.4	1.1	1.3	2.1	15.3
04-05	0.0	0.0	0.4	0.5	1.2	2.1	3.2	8.1
05-06	0.0	0.0	0.3	0.3	0.8	2.0	3.0	3.4
06-07	0.0	0.0	0.0	0.2	1.0	1.8	3.3	1.9
07-08	0.0	0.0	0.0	1.0	2.5	3.4	4.4	1.8
08-09	0.0	0.0	0.2	1.0	2.5	4.1	6.1	1.8
09-10	0.0	0.0	0.3	0.5	2.0	3.2	4.8	2.7
10-11	0.0	0.0	0.0	0.3	1.0	2.0	3.0	2.1
11-12	0.0	0.0	0.0	1.1	2.0	3.4	3.9	1.6
12-13	0.0	0.0	0.0	1.1	1.6	1.8	2.3	1.5
13-14	0.0	0.0	0.3	0.3	0.7	1.5	2.8	1.5
14-15	0.0	0.0	0.0	0.0	0.7	1.3	2.3	2.3
15-16	0.0	0.0	0.0	0.2	0.7	1.3	1.8	1.5
16-17	0.0	0.0	0.0	0.0	0.0	1.2	2.0	2.4
17-18	0.0	0.0	0.0	0.0	0.8	1.2	2.5	1.9
18-19	0.0	0.0	0.0	0.0	0.3	1.0	2.9	1.5
19-20	0.0	0.0	0.3	0.3	0.7	1.5	1.8	2.3
20-21	0.0	0.0	0.2	0.3	0.8	1.1	1.6	1.1
21-22	0.0	0.0	0.3	0.3	0.5	1.0	1.7	3.4
22-23	0.0	0.0	0.3	0.3	0.3	1.0	2.5	2.9
23-00	0.0	0.0	0.4	0.4	1.2	2.3	3.5	8.5

Email: climatologie@airport.etat.lu
Tél: +352 4798-27003

© Copyright MeteoLux. All rights reserved.

Administration de la navigation aérienne
4, route de Trèves
L-2632 Luxembourg

2.5 Visibility and ceiling

This tables represent the simultanous occurrence for visibility and ceiling thresholds.

2.5.1 Hourly frequencies of visibility and ceiling per ten-year period

Hourly frequencies (%) of visibility and ceiling for 2016 to 2025

		Visibility (m)					
		<800	<1500	<3000	<5000	<8000	
		Ceiling (ft)					
		<200	<500	<1000	<1500	<2000	N/A
Hour (UTC)	00-01	—	—	—	—	—	86.5
	01-02	—	—	—	—	—	93.8
	02-03	1.2	1.8	3.1	4.7	6.5	52.2
	03-04	1.1	1.8	3.3	4.8	6.5	11.0
	04-05	1.1	1.9	3.5	5.1	7.1	3.9
	05-06	1.7	2.6	4.1	5.9	7.5	2.1
	06-07	1.6	2.5	4.5	6.2	7.8	2.0
	07-08	1.7	2.5	4.4	5.8	7.3	2.1
	08-09	1.5	2.1	3.9	5.3	6.7	2.3
	09-10	1.2	2.1	3.3	4.5	6.0	2.1
	10-11	0.9	1.6	2.7	3.8	5.5	2.2
	11-12	0.8	1.3	2.5	3.4	4.6	1.9
	12-13	0.5	1.1	1.9	2.8	3.5	1.8
	13-14	0.4	0.8	1.6	2.5	3.3	2.3
	14-15	0.4	0.6	1.6	2.4	3.1	2.5
	15-16	0.4	0.6	1.4	2.3	3.2	2.1
	16-17	0.5	0.8	1.9	2.6	3.5	2.3
	17-18	0.6	0.9	1.7	2.5	3.5	2.3
	18-19	0.5	0.9	1.6	2.4	3.2	1.9
	19-20	0.4	0.8	1.7	2.6	3.6	1.9
	20-21	0.4	0.7	1.7	2.8	3.8	2.1
	21-22	0.5	0.9	2.0	2.9	3.8	3.6
	22-23	0.8	1.3	2.2	3.1	4.3	8.0
	23-00	0.9	1.3	2.7	3.8	5.2	18.2

2.5.2 Monthly frequencies of visibility and ceiling per ten-year period

Monthly frequencies (%) of visibility and ceiling for 2016 to 2025

		Visibility (m)					
		<800	<1500	<3000	<5000	<8000	
		Ceiling (ft)					
		<200	<500	<1000	<1500	<2000	N/A
Month	January	1.8	3.1	6.3	9.0	12.2	12.8
	February	1.1	1.8	3.5	5.3	7.9	13.0
	March	0.3	0.6	1.3	2.0	2.9	12.6
	April	0.2	0.3	0.7	1.1	1.7	13.4
	May	0.1	0.1	0.1	0.4	0.8	13.6
	June	0.1	0.2	0.3	0.6	0.8	13.0
	July	0.1	0.1	0.3	0.6	0.7	13.3
	August	0.1	0.2	0.4	0.7	0.9	13.3
	September	0.5	0.7	1.0	1.3	1.8	13.7
	October	1.1	1.6	2.9	4.1	5.2	13.4
	November	1.9	2.9	5.3	7.6	9.6	12.4
	December	3.2	5.4	9.3	12.2	15.1	12.4

Email: climatologie@airport.etat.lu
Tél: +352 4798-27003

© Copyright MeteoLux. All rights reserved.

Administration de la navigation aérienne
4, route de Trèves
L-2632 Luxembourg

2.5.3 Hourly frequencies of visibility and ceiling per season

Hourly frequencies (%) of visibility and ceiling per season Winter

Hour (UTC)	Visibility (m) <800	<1500	<3000	<5000	<8000	
	Ceiling (ft) <200	<500	<1000	<1500	<2000	N/A
00-01	—	—	—	—	—	81.2
01-02	—	—	—	—	—	92.0
02-03	2.4	4.1	7.5	10.2	13.2	52.2
03-04	2.3	4.1	7.1	9.8	13.7	15.1
04-05	2.2	4.1	7.2	10.1	13.4	7.6
05-06	2.3	4.2	7.1	10.2	13.4	2.9
06-07	2.7	4.1	8.4	11.8	15.2	1.9
07-08	3.5	5.1	9.4	12.5	16.2	2.3
08-09	3.5	5.0	8.9	12.1	15.2	2.3
09-10	3.5	5.7	9.0	11.5	15.1	2.4
10-11	2.8	4.9	8.0	10.5	14.4	2.2
11-12	2.6	4.1	7.5	9.8	13.2	2.1
12-13	1.9	3.4	6.2	8.1	10.1	1.9
13-14	1.6	2.9	5.3	7.5	9.9	2.3
14-15	1.1	1.9	5.0	7.0	9.0	3.1
15-16	1.2	2.0	4.3	6.8	9.6	2.2
16-17	1.4	2.3	5.1	6.9	9.5	2.4
17-18	1.8	2.3	4.8	7.0	9.9	2.2
18-19	1.6	2.7	4.6	6.5	9.0	2.5
19-20	1.4	2.5	5.0	7.2	9.5	2.0
20-21	1.2	2.0	4.4	7.4	9.9	2.2
21-22	1.3	2.4	5.0	7.2	9.5	4.1
22-23	1.9	3.1	4.9	7.1	9.7	4.3
23-00	2.4	3.6	5.9	7.7	10.5	11.3

Hourly frequencies (%) of visibility and ceiling per season Spring

Hour (UTC)	Visibility (m) <800	<1500	<3000	<5000	<8000	
	Ceiling (ft) <200	<500	<1000	<1500	<2000	N/A
00-01	—	—	—	—	—	88.5
01-02	—	—	—	—	—	94.2
02-03	0.3	0.7	1.2	2.3	3.8	52.8
03-04	0.8	0.8	1.7	2.7	3.9	10.2
04-05	0.4	0.6	1.4	2.5	4.2	3.3
05-06	0.9	1.2	1.9	3.0	4.2	1.4
06-07	0.4	0.9	1.7	2.9	4.2	2.3
07-08	0.4	0.6	1.1	1.9	3.2	1.8
08-09	0.1	0.2	0.9	1.2	2.1	2.6
09-10	0.2	0.4	0.8	1.4	2.4	2.1
10-11	0.1	0.2	0.4	0.7	2.0	2.0
11-12	0.0	0.1	0.3	0.9	1.2	2.1
12-13	0.0	0.2	0.2	0.6	0.9	1.6
13-14	0.0	0.0	0.1	0.2	0.5	2.0
14-15	0.0	0.0	0.2	0.3	0.5	2.2
15-16	0.0	0.1	0.2	0.3	0.6	1.8
16-17	0.1	0.1	0.3	0.3	0.7	2.9
17-18	0.1	0.3	0.4	0.5	0.8	2.2
18-19	0.0	0.2	0.3	0.4	0.6	1.7
19-20	0.1	0.2	0.2	0.6	0.8	1.7
20-21	0.2	0.3	0.6	0.7	0.9	2.0
21-22	0.2	0.3	0.6	0.6	0.9	3.6
22-23	0.1	0.1	0.5	0.7	1.3	9.7
23-00	0.1	0.1	0.8	1.4	2.2	21.3

Email: climatologie@airport.etat.lu
Tél: +352 4798-27003
© Copyright MeteoLux. All rights reserved.
Administration de la navigation aérienne
4, route de Trèves
L-2632 Luxembourg

Hourly frequencies (%) of visibility and ceiling per season Summer

Hour (UTC)	Visibility (m) / Ceiling (ft)	<800 / <200	<1500 / <500	<3000 / <1000	<5000 / <1500	<8000 / <2000	N/A
	00-01	—	—	—	—	—	89.8
	01-02	—	—	—	—	—	95.3
	02-03	0.2	0.3	0.3	1.2	1.5	53.2
	03-04	0.3	0.5	0.8	1.7	2.1	9.0
	04-05	0.5	0.7	1.2	1.8	2.3	2.2
	05-06	0.8	0.9	1.4	2.3	2.9	1.4
	06-07	0.2	0.6	1.0	1.8	2.3	1.5
	07-08	0.2	0.2	0.8	1.1	1.4	2.6
	08-09	0.0	0.0	0.4	0.7	1.0	2.1
	09-10	0.0	0.0	0.3	0.6	0.9	2.2
	10-11	0.0	0.0	0.2	0.4	0.5	2.0
	11-12	0.0	0.0	0.2	0.3	0.3	1.3
	12-13	0.0	0.0	0.0	0.0	0.1	1.8
	13-14	0.0	0.0	0.0	0.1	0.1	2.1
	14-15	0.0	0.0	0.0	0.1	0.1	2.4
	15-16	0.0	0.0	0.0	0.0	0.1	2.1
	16-17	0.0	0.0	0.0	0.2	0.2	1.5
	17-18	0.0	0.0	0.0	0.0	0.1	2.3
	18-19	0.0	0.0	0.0	0.1	0.1	1.9
	19-20	0.0	0.0	0.0	0.2	0.3	1.5
	20-21	0.0	0.0	0.0	0.3	0.3	2.4
	21-22	0.0	0.0	0.0	0.2	0.4	3.5
	22-23	0.0	0.1	0.1	0.2	0.4	9.2
	23-00	0.1	0.1	0.4	0.6	0.7	23.0

Hourly frequencies (%) of visibility and ceiling per season Autumn

Hour (UTC)	Visibility (m) / Ceiling (ft)	<800 / <200	<1500 / <500	<3000 / <1000	<5000 / <1500	<8000 / <2000	N/A
	00-01	—	—	—	—	—	88.8
	01-02	—	—	—	—	—	95.9
	02-03	1.7	2.4	3.8	5.6	8.1	52.1
	03-04	1.2	2.4	4.1	5.6	7.2	10.1
	04-05	1.6	2.5	4.5	6.4	8.9	2.7
	05-06	3.1	4.2	6.2	8.2	10.0	2.9
	06-07	3.3	4.6	7.0	8.4	9.9	2.2
	07-08	2.6	4.1	6.3	7.8	8.8	1.9
	08-09	2.1	2.9	5.1	7.1	8.5	2.3
	09-10	1.5	2.1	3.3	4.6	5.7	1.9
	10-11	0.8	1.6	2.8	4.1	5.4	2.7
	11-12	0.8	1.1	2.1	2.8	3.8	2.2
	12-13	0.3	0.6	1.2	2.6	3.0	1.9
	13-14	0.2	0.6	1.2	2.1	2.8	2.9
	14-15	0.4	0.6	1.2	2.3	3.2	2.5
	15-16	0.5	0.7	1.7	2.5	3.0	2.5
	16-17	0.8	1.0	2.2	3.0	3.9	2.3
	17-18	0.6	1.1	1.8	2.5	3.2	2.4
	18-19	0.6	0.8	2.0	2.6	3.5	1.6
	19-20	0.4	0.8	1.9	3.0	4.1	2.3
	20-21	0.3	0.6	1.8	3.0	4.0	1.7
	21-22	0.6	1.1	2.3	3.7	4.6	3.5
	22-23	1.2	1.6	2.9	4.2	5.2	8.8
	23-00	0.8	1.2	3.2	4.8	6.5	18.2

Email: climatologie@airport.etat.lu
Tél: +352 4798-27003

© Copyright MeteoLux. All rights reserved.

Administration de la navigation aérienne
4, route de Trèves
L-2632 Luxembourg

2.5.4 Hourly frequencies of visibility and ceiling per month

Hourly frequencies (%) of visibility and ceiling for January

Hour (UTC)	Visibility (m) <800 / Ceiling (ft) <200	<800 / <500	<1500 / <1000	<3000 / <1500	<5000 / <2000	<8000 / N/A
00-01	—	—	—	—	—	82.1
01-02	—	—	—	—	—	92.1
02-03	2.7	4.0	7.7	10.4	14.4	51.9
03-04	2.1	4.1	6.8	8.6	13.1	14.0
04-05	1.2	3.7	6.3	9.7	12.9	8.4
05-06	1.7	3.8	6.0	9.3	11.9	2.6
06-07	1.6	2.3	5.1	7.9	10.7	1.8
07-08	2.5	3.5	8.1	10.9	14.3	2.7
08-09	3.0	4.0	8.0	11.3	14.1	2.9
09-10	3.8	5.6	9.0	10.2	14.8	1.6
10-11	3.3	5.4	9.1	10.9	15.2	2.3
11-12	2.5	3.6	8.1	9.6	13.6	2.4
12-13	2.3	3.3	6.1	8.1	10.0	2.1
13-14	1.2	2.5	6.0	8.7	11.2	3.2
14-15	1.2	1.8	6.6	8.9	11.3	4.0
15-16	0.8	1.3	3.8	7.5	10.1	2.6
16-17	1.2	2.1	5.5	8.1	10.9	2.4
17-18	1.5	2.5	5.7	9.2	13.0	1.8
18-19	1.1	2.0	4.6	7.7	11.2	1.8
19-20	0.8	2.2	5.3	7.9	11.1	2.6
20-21	0.7	0.8	3.3	7.8	10.9	2.6
21-22	0.8	1.9	5.1	7.9	10.1	4.2
22-23	2.5	4.0	5.5	7.4	10.9	3.7
23-00	2.7	3.8	6.7	9.9	12.4	10.3

Hourly frequencies (%) of visibility and ceiling for February

Hour (UTC)	Visibility (m) <800 / Ceiling (ft) <200	<800 / <500	<1500 / <1000	<3000 / <1500	<5000 / <2000	<8000 / N/A
00-01	—	—	—	—	—	85.9
01-02	—	—	—	—	—	94.9
02-03	0.7	1.9	4.8	7.8	11.9	52.3
03-04	1.0	2.5	4.2	7.9	11.5	15.2
04-05	1.3	3.0	5.1	7.9	11.3	6.2
05-06	1.3	2.2	4.9	6.9	9.7	2.1
06-07	2.0	2.9	6.8	9.5	13.7	1.9
07-08	2.9	4.7	7.6	10.4	14.4	1.8
08-09	2.5	3.4	5.4	7.6	10.8	1.8
09-10	2.5	4.0	6.7	9.1	11.4	2.5
10-11	2.0	3.1	5.8	7.9	11.2	1.9
11-12	1.4	2.0	4.3	6.3	8.6	1.9
12-13	0.7	1.1	3.4	4.7	6.5	1.8
13-14	1.3	1.8	2.5	4.5	6.3	1.9
14-15	0.7	0.9	1.8	2.5	4.2	2.8
15-16	0.5	0.5	1.6	3.1	6.7	2.1
16-17	0.2	0.2	1.3	2.3	3.2	2.1
17-18	0.4	0.4	0.9	1.8	3.4	2.5
18-19	0.0	0.5	0.9	1.3	2.4	3.5
19-20	0.4	0.5	0.7	2.5	3.8	1.1
20-21	0.7	0.7	2.5	3.8	5.8	2.7
21-22	0.6	1.1	2.8	3.9	6.3	4.2
22-23	0.4	0.8	1.7	4.3	6.2	6.0
23-00	0.2	1.0	1.8	3.3	6.1	13.6

Email: climatologie@airport.etat.lu
Tél: +352 4798-27003
© Copyright MeteoLux. All rights reserved.
Administration de la navigation aérienne
4, route de Trèves
L-2632 Luxembourg

Hourly frequencies (%) of visibility and ceiling for March

Hour (UTC)	Visibility (m) / Ceiling (ft)	<800 / <200	<1500 / <500	<3000 / <1000	<5000 / <1500	<8000 / <2000	N/A
	00-01	—	—	—	—	—	82.4
	01-02	—	—	—	—	—	91.0
	02-03	0.3	1.4	2.4	5.2	6.5	53.1
	03-04	0.9	1.1	2.8	5.2	6.7	13.2
	04-05	0.5	0.7	2.7	4.4	7.2	5.3
	05-06	1.1	1.8	2.9	4.9	6.9	1.5
	06-07	0.7	1.3	2.8	4.1	5.8	2.6
	07-08	1.0	1.5	2.1	3.0	4.6	1.8
	08-09	0.3	0.5	1.7	2.0	3.3	3.1
	09-10	0.7	1.3	1.5	2.8	4.3	1.9
	10-11	0.3	0.7	0.8	1.5	3.5	2.3
	11-12	0.0	0.2	0.3	1.2	1.5	2.6
	12-13	0.0	0.0	0.2	0.8	1.5	1.8
	13-14	0.0	0.0	0.3	0.3	0.8	2.4
	14-15	0.0	0.0	0.3	0.3	1.0	2.3
	15-16	0.0	0.3	0.3	0.7	1.1	1.6
	16-17	0.3	0.3	0.8	0.8	1.2	3.7
	17-18	0.2	0.5	0.8	0.8	1.0	2.3
	18-19	0.0	0.3	0.3	0.5	0.7	1.5
	19-20	0.2	0.3	0.3	0.7	0.8	2.4
	20-21	0.5	1.0	1.6	1.8	1.8	2.1
	21-22	0.5	0.7	1.5	1.5	1.7	2.9
	22-23	0.0	0.0	1.0	1.4	2.2	6.1
	23-00	0.2	0.4	0.9	2.2	3.7	12.6

Hourly frequencies (%) of visibility and ceiling for April

Hour (UTC)	Visibility (m) / Ceiling (ft)	<800 / <200	<1500 / <500	<3000 / <1000	<5000 / <1500	<8000 / <2000	N/A
	00-01	—	—	—	—	—	91.0
	01-02	—	—	—	—	—	95.7
	02-03	0.7	0.7	1.1	1.4	2.5	53.0
	03-04	1.1	1.1	2.0	2.2	3.5	9.8
	04-05	0.5	0.7	1.2	2.2	3.4	2.2
	05-06	1.0	1.0	1.7	2.4	3.9	1.2
	06-07	0.7	1.2	1.5	2.5	4.1	1.7
	07-08	0.0	0.0	1.0	1.7	2.9	0.8
	08-09	0.0	0.0	1.0	1.5	1.7	3.2
	09-10	0.0	0.0	0.9	1.4	2.2	2.5
	10-11	0.0	0.0	0.5	0.7	2.2	1.7
	11-12	0.0	0.0	0.7	1.5	2.0	2.3
	12-13	0.0	0.5	0.5	0.8	0.8	0.8
	13-14	0.0	0.0	0.0	0.3	0.7	1.2
	14-15	0.0	0.0	0.2	0.5	0.5	2.5
	15-16	0.0	0.0	0.2	0.3	0.5	2.2
	16-17	0.0	0.0	0.0	0.0	0.7	2.3
	17-18	0.0	0.3	0.5	0.5	1.2	3.0
	18-19	0.0	0.2	0.3	0.5	0.7	1.2
	19-20	0.2	0.2	0.3	0.7	1.0	1.5
	20-21	0.0	0.0	0.2	0.2	0.7	2.2
	21-22	0.2	0.2	0.3	0.3	0.9	3.0
	22-23	0.2	0.2	0.4	0.4	0.9	10.7
	23-00	0.0	0.0	1.1	1.6	2.0	25.7

Email: climatologie@airport.etat.lu
Tél: +352 4798-27003

© Copyright MeteoLux. All rights reserved.

Administration de la navigation aérienne
4, route de Trèves
L-2632 Luxembourg

Hourly frequencies (%) of visibility and ceiling for May

Hour (UTC)	Visibility (m) <800 / Ceiling (ft) <200	Visibility (m) <1500 / Ceiling (ft) <500	Visibility (m) <3000 / Ceiling (ft) <1000	Visibility (m) <5000 / Ceiling (ft) <1500	Visibility (m) <8000 / Ceiling (ft) <2000	N/A
00-01	—	—	—	—	—	92.3
01-02	—	—	—	—	—	96.1
02-03	0.0	0.0	0.0	0.3	2.4	52.3
03-04	0.3	0.3	0.3	0.7	1.7	7.6
04-05	0.3	0.3	0.3	1.0	2.1	2.3
05-06	0.5	0.8	1.0	1.8	2.0	1.6
06-07	0.0	0.3	0.8	2.0	2.6	2.6
07-08	0.2	0.2	0.2	1.2	2.0	2.9
08-09	0.0	0.0	0.0	0.2	1.1	1.6
09-10	0.0	0.0	0.0	0.0	0.8	1.8
10-11	0.0	0.0	0.0	0.0	0.3	1.9
11-12	0.0	0.0	0.0	0.0	0.2	1.5
12-13	0.0	0.0	0.0	0.2	0.5	2.3
13-14	0.0	0.0	0.0	0.0	0.0	2.3
14-15	0.0	0.0	0.0	0.0	0.0	1.9
15-16	0.0	0.0	0.0	0.0	0.2	1.8
16-17	0.0	0.0	0.0	0.0	0.3	2.7
17-18	0.0	0.0	0.0	0.2	0.3	1.5
18-19	0.0	0.0	0.2	0.3	0.5	2.6
19-20	0.0	0.0	0.0	0.3	0.5	1.3
20-21	0.0	0.0	0.0	0.2	0.2	1.6
21-22	0.0	0.0	0.0	0.0	0.2	4.8
22-23	0.0	0.0	0.2	0.2	0.7	12.4
23-00	0.0	0.0	0.2	0.2	0.7	25.8

Hourly frequencies (%) of visibility and ceiling for June

Hour (UTC)	Visibility (m) <800 / Ceiling (ft) <200	Visibility (m) <1500 / Ceiling (ft) <500	Visibility (m) <3000 / Ceiling (ft) <1000	Visibility (m) <5000 / Ceiling (ft) <1500	Visibility (m) <8000 / Ceiling (ft) <2000	N/A
00-01	—	—	—	—	—	89.0
01-02	—	—	—	—	—	94.8
02-03	0.3	0.3	0.3	2.1	2.8	51.8
03-04	0.7	0.7	1.1	2.3	2.7	7.3
04-05	0.7	0.7	0.9	1.7	2.4	2.2
05-06	0.5	0.5	0.8	1.9	2.9	1.5
06-07	0.3	1.0	1.4	1.9	1.9	1.7
07-08	0.2	0.2	0.7	1.2	1.4	2.0
08-09	0.0	0.0	0.2	0.5	1.0	2.3
09-10	0.0	0.0	0.0	0.2	0.9	2.5
10-11	0.0	0.0	0.2	0.3	0.7	2.0
11-12	0.0	0.0	0.2	0.3	0.3	1.3
12-13	0.0	0.0	0.0	0.0	0.0	1.8
13-14	0.0	0.0	0.0	0.2	0.2	1.5
14-15	0.0	0.0	0.0	0.0	0.0	1.5
15-16	0.0	0.0	0.0	0.0	0.2	1.7
16-17	0.0	0.0	0.0	0.3	0.3	1.8
17-18	0.0	0.0	0.0	0.0	0.0	1.3
18-19	0.0	0.0	0.0	0.0	0.0	2.5
19-20	0.0	0.0	0.0	0.2	0.3	1.7
20-21	0.0	0.0	0.0	0.5	0.7	2.8
21-22	0.0	0.0	0.0	0.5	0.7	3.0
22-23	0.0	0.0	0.0	0.2	0.2	10.0
23-00	0.0	0.0	0.0	0.2	0.2	23.2

Email: climatologie@airport.etat.lu
Tél: +352 4798-27003
© Copyright MeteoLux. All rights reserved.
Administration de la navigation aérienne
4, route de Trèves
L-2632 Luxembourg

Hourly frequencies (%) of visibility and ceiling for July

Hour (UTC)	Visibility (m) / Ceiling (ft)	<800 / <200	<1500 / <500	<3000 / <1000	<5000 / <1500	<8000 / <2000	N/A
	00-01	—	—	—	—	—	90.0
	01-02	—	—	—	—	—	95.0
	02-03	0.4	0.4	0.4	0.7	1.1	54.0
	03-04	0.2	0.5	1.1	1.8	2.5	9.5
	04-05	0.3	0.7	1.6	2.0	2.3	2.1
	05-06	0.5	0.5	1.3	2.0	2.1	0.8
	06-07	0.2	0.2	0.7	1.5	1.8	1.5
	07-08	0.0	0.0	0.5	0.5	0.7	3.2
	08-09	0.0	0.0	0.3	0.3	0.7	1.1
	09-10	0.0	0.0	0.5	1.0	1.0	2.3
	10-11	0.0	0.0	0.3	0.8	0.8	1.9
	11-12	0.0	0.0	0.2	0.3	0.3	1.5
	12-13	0.0	0.0	0.0	0.0	0.3	2.3
	13-14	0.0	0.0	0.0	0.2	0.2	3.1
	14-15	0.0	0.0	0.0	0.2	0.3	2.9
	15-16	0.0	0.0	0.0	0.0	0.0	2.9
	16-17	0.0	0.0	0.0	0.0	0.0	1.6
	17-18	0.0	0.0	0.0	0.0	0.2	2.9
	18-19	0.0	0.0	0.0	0.0	0.0	1.5
	19-20	0.0	0.0	0.0	0.2	0.2	1.6
	20-21	0.0	0.0	0.0	0.0	0.0	2.7
	21-22	0.0	0.0	0.0	0.0	0.0	3.9
	22-23	0.0	0.0	0.0	0.0	0.3	6.8
	23-00	0.2	0.2	0.4	0.6	0.9	24.2

Hourly frequencies (%) of visibility and ceiling for August

Hour (UTC)	Visibility (m) / Ceiling (ft)	<800 / <200	<1500 / <500	<3000 / <1000	<5000 / <1500	<8000 / <2000	N/A
	00-01	—	—	—	—	—	90.5
	01-02	—	—	—	—	—	96.1
	02-03	0.0	0.3	0.3	0.7	0.7	53.5
	03-04	0.0	0.2	0.2	1.1	1.3	10.0
	04-05	0.5	0.7	1.0	1.7	2.3	2.4
	05-06	1.3	1.8	2.0	3.1	3.8	1.8
	06-07	0.2	0.7	1.1	2.1	3.3	1.3
	07-08	0.3	0.5	1.2	1.7	2.2	2.6
	08-09	0.0	0.0	0.8	1.3	1.3	2.9
	09-10	0.0	0.0	0.3	0.7	1.0	1.9
	10-11	0.0	0.0	0.0	0.0	0.0	1.9
	11-12	0.0	0.0	0.2	0.2	0.2	1.0
	12-13	0.0	0.0	0.0	0.0	0.0	1.5
	13-14	0.0	0.0	0.0	0.0	0.0	1.8
	14-15	0.0	0.0	0.0	0.0	0.0	2.7
	15-16	0.0	0.0	0.0	0.0	0.0	1.8
	16-17	0.0	0.0	0.0	0.2	0.2	1.1
	17-18	0.0	0.0	0.0	0.0	0.0	2.7
	18-19	0.0	0.0	0.0	0.3	0.3	1.8
	19-20	0.0	0.0	0.0	0.2	0.5	1.1
	20-21	0.0	0.0	0.0	0.3	0.3	1.8
	21-22	0.0	0.0	0.0	0.2	0.5	3.5
	22-23	0.0	0.2	0.4	0.5	0.5	10.8
	23-00	0.0	0.0	0.6	0.8	1.0	21.6

Email: climatologie@airport.etat.lu
Tél: +352 4798-27003

© Copyright MeteoLux. All rights reserved.

Administration de la navigation aérienne
4, route de Trèves
L-2632 Luxembourg

Hourly frequencies (%) of visibility and ceiling for September

Hour (UTC)	Visibility (m) <800 / Ceiling (ft) <200	Visibility (m) <1500 / Ceiling (ft) <500	Visibility (m) <3000 / Ceiling (ft) <1000	Visibility (m) <5000 / Ceiling (ft) <1500	Visibility (m) <8000 / Ceiling (ft) <2000	N/A
00-01	—	—	—	—	—	92.7
01-02	—	—	—	—	—	97.8
02-03	0.7	1.4	1.8	2.5	3.2	52.5
03-04	0.7	1.5	2.0	2.7	3.7	8.8
04-05	1.0	1.5	2.4	3.0	4.0	1.2
05-06	2.7	3.3	4.0	5.3	6.2	3.0
06-07	2.4	2.9	3.8	4.1	5.2	3.0
07-08	1.9	2.4	2.7	3.2	3.4	1.5
08-09	0.5	1.2	1.7	2.6	3.2	2.5
09-10	0.0	0.0	0.7	0.8	1.3	1.0
10-11	0.0	0.0	0.0	0.5	1.0	1.5
11-12	0.0	0.0	0.0	0.0	0.3	2.0
12-13	0.0	0.0	0.0	0.2	0.3	1.2
13-14	0.0	0.0	0.0	0.0	0.0	4.2
14-15	0.0	0.0	0.0	0.5	0.5	3.0
15-16	0.0	0.0	0.3	0.3	0.3	2.7
16-17	0.0	0.0	0.3	0.3	0.5	1.8
17-18	0.0	0.0	0.0	0.2	0.9	2.0
18-19	0.0	0.0	0.0	0.0	0.5	1.7
19-20	0.3	0.3	0.3	0.7	1.0	2.0
20-21	0.2	0.3	0.3	0.5	1.2	1.2
21-22	0.0	0.2	0.2	0.2	0.9	5.3
22-23	0.4	0.6	0.6	1.0	1.5	13.8
23-00	0.4	0.6	0.9	1.1	1.7	22.3

Hourly frequencies (%) of visibility and ceiling for October

Hour (UTC)	Visibility (m) <800 / Ceiling (ft) <200	Visibility (m) <1500 / Ceiling (ft) <500	Visibility (m) <3000 / Ceiling (ft) <1000	Visibility (m) <5000 / Ceiling (ft) <1500	Visibility (m) <8000 / Ceiling (ft) <2000	N/A
00-01	—	—	—	—	—	90.0
01-02	—	—	—	—	—	96.1
02-03	2.4	3.0	5.1	7.1	10.1	52.1
03-04	1.8	3.4	5.7	7.3	9.6	9.4
04-05	2.1	3.6	6.4	8.4	11.2	1.8
05-06	3.8	5.3	7.3	8.9	10.2	2.3
06-07	4.0	5.4	7.3	9.1	10.6	2.3
07-08	2.7	4.2	6.5	8.0	9.8	3.1
08-09	1.5	1.8	4.4	6.1	7.0	1.6
09-10	0.5	1.1	2.8	4.1	4.7	1.5
10-11	0.2	0.8	2.2	3.4	4.4	4.7
11-12	0.3	0.3	0.7	2.0	2.8	2.3
12-13	0.2	0.5	0.5	1.5	2.0	1.9
13-14	0.0	0.0	0.2	1.0	1.1	1.8
14-15	0.0	0.2	0.7	1.0	1.5	2.6
15-16	0.0	0.2	0.5	1.0	1.2	3.2
16-17	0.0	0.0	0.5	0.7	1.0	2.3
17-18	0.0	0.0	0.5	1.2	1.5	2.7
18-19	0.3	0.3	0.7	1.1	1.8	1.5
19-20	0.0	0.3	0.7	2.1	2.6	2.1
20-21	0.5	0.5	1.3	2.3	3.3	1.6
21-22	1.2	1.7	2.7	4.5	5.2	3.1
22-23	2.0	2.5	4.7	5.9	7.0	10.0
23-00	1.0	1.7	5.0	6.6	8.7	22.3

Email: climatologie@airport.etat.lu
Tél: +352 4798-27003

© Copyright MeteoLux. All rights reserved.

Administration de la navigation aérienne
4, route de Trèves
L-2632 Luxembourg

Hourly frequencies (%) of visibility and ceiling for November

Hour (UTC)	Visibility (m) <800 / Ceiling (ft) <200	Visibility (m) <1500 / Ceiling (ft) <500	Visibility (m) <3000 / Ceiling (ft) <1000	Visibility (m) <5000 / Ceiling (ft) <1500	Visibility (m) <8000 / Ceiling (ft) <2000	N/A
00-01	—	—	—	—	—	83.8
01-02	—	—	—	—	—	93.8
02-03	2.1	2.8	4.5	7.2	11.0	51.7
03-04	1.1	2.5	4.6	6.8	8.3	12.2
04-05	1.6	2.3	4.7	7.7	11.4	5.2
05-06	2.8	4.1	7.2	10.3	13.4	3.3
06-07	3.4	5.4	9.8	12.0	14.0	1.3
07-08	3.4	5.7	9.8	12.3	13.3	1.0
08-09	4.5	5.8	9.1	12.7	15.4	2.8
09-10	4.0	5.3	6.5	9.0	11.0	3.2
10-11	2.4	4.1	6.1	8.5	10.7	1.8
11-12	2.2	2.9	5.6	6.3	8.4	2.3
12-13	0.9	1.4	3.1	6.2	6.7	2.7
13-14	0.7	1.7	3.4	5.5	7.4	2.7
14-15	1.2	1.5	2.9	5.4	7.5	2.0
15-16	1.4	1.9	4.2	6.1	7.6	1.7
16-17	2.4	2.9	5.8	8.0	10.3	2.7
17-18	1.7	3.2	4.9	6.1	7.3	2.3
18-19	1.4	2.2	5.3	6.8	8.1	1.8
19-20	0.9	1.7	4.6	6.2	8.7	2.7
20-21	0.2	1.0	3.8	6.1	7.7	2.3
21-22	0.7	1.5	4.1	6.3	7.5	2.0
22-23	1.2	1.7	3.3	5.3	6.8	2.7
23-00	0.9	1.3	3.7	6.3	8.5	10.0

Hourly frequencies (%) of visibility and ceiling for December

Hour (UTC)	Visibility (m) <800 / Ceiling (ft) <200	Visibility (m) <1500 / Ceiling (ft) <500	Visibility (m) <3000 / Ceiling (ft) <1000	Visibility (m) <5000 / Ceiling (ft) <1500	Visibility (m) <8000 / Ceiling (ft) <2000	N/A
00-01	—	—	—	—	—	77.3
01-02	—	—	—	—	—	91.3
02-03	3.8	6.2	9.6	12.0	13.0	52.9
03-04	3.3	4.8	9.8	12.7	16.1	16.0
04-05	3.7	4.9	10.4	13.2	16.5	8.2
05-06	3.9	6.5	10.7	14.6	18.1	3.9
06-07	4.3	7.1	13.8	17.9	21.1	2.9
07-08	5.1	7.8	12.7	16.3	20.0	2.3
08-09	5.6	8.4	14.2	18.3	21.3	2.1
09-10	3.8	7.8	11.8	16.1	19.4	2.9
10-11	2.5	5.4	8.4	12.0	16.3	2.1
11-12	3.8	6.4	9.7	13.5	17.4	1.9
12-13	2.5	5.9	9.0	11.5	13.5	1.8
13-14	2.3	4.3	7.2	9.2	11.8	1.8
14-15	1.7	3.3	6.8	9.4	10.7	2.4
15-16	2.0	3.4	6.4	8.4	10.8	1.6
16-17	2.5	4.5	8.3	10.1	13.6	2.7
17-18	3.6	4.5	7.5	10.6	13.7	2.6
18-19	3.3	4.8	7.4	9.9	12.6	1.8
19-20	2.6	4.5	8.3	10.2	12.9	2.4
20-21	2.0	4.3	7.7	10.8	12.9	1.5
21-22	2.2	4.2	7.7	9.9	12.4	3.5
22-23	2.8	4.8	8.2	10.3	12.7	3.2
23-00	4.1	5.3	9.4	10.3	13.7	9.0

Email: climatologie@airport.etat.lu
Tél: +352 4798-27003

© Copyright MeteoLux. All rights reserved.

Administration de la navigation aérienne
4, route de Trèves
L-2632 Luxembourg

2.6 Runway Visual Range (RVR) or ceiling

2.6.1 Hourly RVR or ceiling per ten-year period

Hourly frequencies (%) of runway Visual Range (RVR) or ceiling for 2016 to 2025

		Runway Visual Range (m)							
		<50	<200	<300	<350	<550	<800	<1200	
		Ceiling (ft)							
		<100	<100	<100	<200	<200	<200	<200	N/A
Hour (UTC)	00-01	—	—	—	—	—	—	—	86.5
	01-02	—	—	—	—	—	—	—	93.7
	02-03	0.4	0.4	0.8	2.6	4.2	5.3	5.8	52.0
	03-04	0.5	0.5	1.0	2.6	4.3	5.2	6.1	10.7
	04-05	0.4	0.4	1.0	3.0	4.4	5.3	6.2	3.8
	05-06	0.7	0.7	1.3	4.0	5.5	6.7	7.4	1.9
	06-07	0.6	0.8	1.6	3.9	5.4	6.6	7.4	1.8
	07-08	0.5	0.9	2.1	4.1	5.3	6.0	6.6	2.0
	08-09	0.6	1.0	2.3	4.1	5.0	5.5	6.1	2.2
	09-10	0.6	0.8	1.8	3.3	4.1	4.7	5.2	2.0
	10-11	0.4	0.6	1.3	2.9	3.4	3.8	4.2	2.1
	11-12	0.3	0.5	1.2	2.2	2.6	2.9	3.2	1.8
	12-13	0.3	0.4	0.9	1.8	2.2	2.4	2.9	1.8
	13-14	0.3	0.4	1.0	1.6	1.9	2.2	2.6	2.2
	14-15	0.3	0.3	0.8	1.6	1.9	2.1	2.3	2.6
	15-16	0.2	0.2	0.6	1.5	1.9	2.1	2.4	2.1
	16-17	0.2	0.2	0.5	1.5	2.1	2.5	2.7	2.3
	17-18	0.2	0.2	0.5	1.6	2.2	2.6	2.8	2.2
	18-19	0.2	0.2	0.5	1.6	2.2	2.5	2.7	1.9
	19-20	0.2	0.2	0.3	1.5	2.1	2.5	2.8	1.8
	20-21	0.2	0.2	0.4	1.6	2.1	2.5	2.9	2.0
	21-22	0.2	0.2	0.4	1.8	2.4	2.9	3.3	3.5
	22-23	0.2	0.2	0.4	1.9	2.7	3.4	3.9	7.8
	23-00	0.3	0.3	0.5	2.3	3.3	4.1	4.6	18.1

2.6.2 Monthly RVR or ceiling per ten-year period

Monthly frequencies (%) of runway Visual Range (RVR) or ceiling for 2016 to 2025

		Runway Visual Range (m)							
		<50	<200	<300	<350	<550	<800	<1200	
		Ceiling (ft)							
		<100	<100	<100	<200	<200	<200	<200	N/A
Month	January	0.6	0.9	2.6	5.7	7.9	9.4	10.7	12.5
	February	1.2	1.3	1.8	3.2	3.9	4.5	5.0	12.9
	March	0.1	0.2	0.3	0.9	1.2	1.4	1.6	12.6
	April	0.1	0.2	0.4	0.6	0.7	0.7	0.8	13.4
	May	0.0	0.1	0.2	0.3	0.3	0.4	0.5	13.6
	June	0.1	0.1	0.1	0.3	0.4	0.5	0.6	12.9
	July	0.0	0.0	0.1	0.2	0.2	0.2	0.3	13.3
	August	0.0	0.0	0.1	0.3	0.4	0.4	0.4	13.3
	September	0.1	0.2	0.3	0.9	1.2	1.5	1.7	13.6
	October	0.2	0.5	1.1	2.8	3.5	4.0	4.5	13.4
	November	0.7	0.9	2.8	6.0	8.5	9.9	11.0	12.3
	December	1.1	1.1	2.0	7.8	10.6	12.4	14.0	12.1

Email: climatologie@airport.etat.lu
Tél: +352 4798-27003

© Copyright MeteoLux. All rights reserved.

Administration de la navigation aérienne
4, route de Trèves
L-2632 Luxembourg

2.6.3 Hourly RVR or ceiling per season

Hourly frequencies (%) of runway Visual Range (RVR) or ceiling for Winter

Hour (UTC)	Runway Visual Range (m) <50	<200	<300	<350	<550	<800	<1200	
	Ceiling (ft) <100	<100	<100	<200	<200	<200	<200	N/A
00-01	—	—	—	—	—	—	—	81.2
01-02	—	—	—	—	—	—	—	91.9
02-03	1.0	1.0	1.5	5.3	8.9	11.1	12.1	51.9
03-04	1.1	1.1	1.7	5.2	8.4	10.6	12.5	14.5
04-05	0.9	0.9	1.2	5.1	7.8	9.6	11.3	7.3
05-06	1.1	1.1	1.7	6.4	9.1	11.1	12.6	2.6
06-07	1.2	1.2	2.0	6.6	9.3	11.8	13.2	1.7
07-08	1.2	1.5	3.3	7.3	10.4	12.1	13.4	2.2
08-09	1.5	2.4	5.3	9.6	11.7	12.7	14.2	2.1
09-10	1.6	2.3	4.7	8.6	10.8	12.3	13.4	2.4
10-11	1.4	1.9	4.0	8.4	9.8	10.7	11.8	2.1
11-12	1.1	1.6	3.7	6.4	7.7	8.6	9.3	2.0
12-13	1.1	1.3	2.8	5.3	6.5	7.2	8.4	1.8
13-14	1.1	1.2	3.2	5.1	5.9	6.5	7.7	2.2
14-15	0.8	1.0	2.2	4.5	5.3	5.9	6.5	3.1
15-16	0.7	0.7	1.6	4.0	5.3	5.5	6.6	2.1
16-17	0.7	0.7	1.5	4.1	5.7	6.7	7.4	2.4
17-18	0.6	0.6	1.4	4.2	5.9	7.1	7.7	2.1
18-19	0.9	0.9	1.4	4.4	6.2	7.3	8.0	2.4
19-20	0.7	0.7	1.0	4.1	5.9	7.0	7.9	1.9
20-21	0.6	0.6	1.0	4.2	5.8	7.1	7.8	1.9
21-22	0.6	0.6	0.8	4.1	5.8	6.9	7.9	3.8
22-23	0.4	0.4	0.5	4.3	6.5	7.8	9.1	4.0
23-00	0.7	0.7	0.8	4.9	7.0	8.7	9.7	11.1

Hourly frequencies (%) of runway Visual Range (RVR) or ceiling for Spring

Hour (UTC)	Runway Visual Range (m) <50	<200	<300	<350	<550	<800	<1200	
	Ceiling (ft) <100	<100	<100	<200	<200	<200	<200	N/A
00-01	—	—	—	—	—	—	—	88.5
01-02	—	—	—	—	—	—	—	94.2
02-03	0.1	0.1	0.5	0.9	1.2	1.6	1.7	52.8
03-04	0.5	0.5	0.8	1.2	1.8	2.2	2.2	10.2
04-05	0.3	0.3	0.7	1.4	2.1	2.5	2.8	3.3
05-06	0.1	0.3	0.7	2.1	2.6	3.1	3.3	1.3
06-07	0.2	0.8	1.2	1.8	2.1	2.7	3.3	2.2
07-08	0.1	0.6	0.8	1.2	1.4	1.6	1.9	1.8
08-09	0.0	0.2	0.6	0.8	0.9	0.9	1.2	2.6
09-10	0.0	0.1	0.2	0.6	0.6	0.8	0.8	2.1
10-11	0.0	0.0	0.0	0.2	0.2	0.2	0.3	2.0
11-12	0.0	0.1	0.1	0.1	0.2	0.2	0.2	2.1
12-13	0.0	0.0	0.0	0.1	0.1	0.1	0.2	1.6
13-14	0.0	0.0	0.0	0.0	0.1	0.1	0.1	2.0
14-15	0.0	0.0	0.0	0.1	0.1	0.2	0.3	2.2
15-16	0.0	0.0	0.1	0.2	0.2	0.2	0.2	1.8
16-17	0.1	0.1	0.1	0.1	0.1	0.2	0.2	3.0
17-18	0.1	0.1	0.1	0.2	0.2	0.2	0.2	2.3
18-19	0.0	0.0	0.0	0.2	0.2	0.2	0.2	1.8
19-20	0.1	0.1	0.1	0.2	0.2	0.2	0.3	1.8
20-21	0.0	0.0	0.0	0.4	0.4	0.4	0.4	2.0
21-22	0.1	0.1	0.1	0.5	0.5	0.6	0.6	3.5
22-23	0.1	0.1	0.1	0.2	0.2	0.2	0.3	9.7
23-00	0.0	0.0	0.1	0.5	0.6	0.6	0.7	21.3

Email: climatologie@airport.etat.lu
Tél: +352 4798-27003
© Copyright MeteoLux. All rights reserved.
Administration de la navigation aérienne
4, route de Trèves
L-2632 Luxembourg

Hourly frequencies (%) of runway Visual Range (RVR) or ceiling for Summer

Hour (UTC)	Runway Visual Range (m)							
	<50	<200	<300	<350	<550	<800	<1200	
	Ceiling (ft)							
	<100	<100	<100	<200	<200	<200	<200	N/A
00-01	—	—	—	—	—	—	—	89.8
01-02	—	—	—	—	—	—	—	95.3
02-03	0.0	0.0	0.0	0.5	0.9	1.2	1.3	53.2
03-04	0.1	0.1	0.3	1.0	1.4	1.6	2.0	8.8
04-05	0.1	0.2	0.6	1.3	1.6	1.6	1.8	2.1
05-06	0.2	0.2	0.5	1.5	1.7	1.9	2.0	1.4
06-07	0.1	0.1	0.2	0.6	0.6	0.8	0.9	1.5
07-08	0.0	0.0	0.1	0.4	0.4	0.4	0.5	2.6
08-09	0.0	0.0	0.0	0.2	0.2	0.2	0.2	2.3
09-10	0.0	0.1	0.1	0.1	0.1	0.1	0.1	2.2
10-11	0.0	0.0	0.0	0.0	0.0	0.0	0.0	2.0
11-12	0.0	0.0	0.0	0.0	0.0	0.0	0.0	1.3
12-13	0.1	0.1	0.1	0.2	0.2	0.2	0.2	1.8
13-14	0.1	0.1	0.1	0.1	0.2	0.2	0.2	2.1
14-15	0.1	0.1	0.1	0.1	0.1	0.1	0.1	2.5
15-16	0.0	0.0	0.1	0.1	0.2	0.2	0.2	2.1
16-17	0.1	0.1	0.1	0.1	0.1	0.1	0.2	1.6
17-18	0.0	0.0	0.0	0.0	0.1	0.1	0.1	2.3
18-19	0.0	0.0	0.0	0.0	0.0	0.0	0.0	1.9
19-20	0.0	0.0	0.0	0.1	0.1	0.1	0.1	1.5
20-21	0.0	0.0	0.0	0.0	0.0	0.0	0.0	2.4
21-22	0.0	0.0	0.0	0.0	0.0	0.0	0.0	3.4
22-23	0.0	0.0	0.0	0.0	0.1	0.2	0.2	9.1
23-00	0.0	0.0	0.1	0.2	0.3	0.4	0.6	22.8

Hourly frequencies (%) of runway Visual Range (RVR) or ceiling for Autumn

Hour (UTC)	Runway Visual Range (m)							
	<50	<200	<300	<350	<550	<800	<1200	
	Ceiling (ft)							
	<100	<100	<100	<200	<200	<200	<200	N/A
00-01	—	—	—	—	—	—	—	88.8
01-02	—	—	—	—	—	—	—	95.9
02-03	0.6	0.6	1.6	4.1	6.3	7.7	8.9	51.9
03-04	0.3	0.3	1.3	3.6	6.3	7.4	8.8	10.0
04-05	0.4	0.5	1.4	4.4	6.5	8.1	9.7	2.6
05-06	1.2	1.2	2.4	6.1	9.0	11.0	12.1	2.6
06-07	1.0	1.4	3.1	6.7	9.8	11.3	12.5	2.0
07-08	0.7	1.6	4.0	7.3	9.1	9.6	10.6	1.8
08-09	0.8	1.5	3.6	5.7	7.0	7.6	8.3	2.1
09-10	0.7	1.0	2.3	3.9	5.0	5.5	6.0	1.6
10-11	0.3	0.7	1.5	3.4	3.9	4.4	4.8	2.6
11-12	0.2	0.5	1.2	2.3	2.6	2.9	3.1	2.0
12-13	0.1	0.3	0.8	1.6	1.8	2.1	2.4	2.0
13-14	0.1	0.3	1.0	1.4	1.5	1.8	2.0	2.7
14-15	0.2	0.3	0.9	1.5	1.6	1.9	2.0	2.5
15-16	0.2	0.3	0.7	1.8	2.1	2.2	2.5	2.5
16-17	0.1	0.1	0.4	1.8	2.4	2.9	3.0	2.3
17-18	0.1	0.1	0.5	1.9	2.6	3.1	3.1	2.3
18-19	0.1	0.1	0.6	2.1	2.7	3.0	3.1	1.6
19-20	0.0	0.0	0.4	1.9	2.7	3.0	3.4	2.1
20-21	0.1	0.1	0.6	1.8	2.2	3.0	3.6	1.7
21-22	0.2	0.3	0.9	2.6	3.6	4.3	4.9	3.4
22-23	0.2	0.2	0.9	2.9	4.0	5.4	5.8	8.8
23-00	0.3	0.3	0.9	3.1	4.6	6.0	6.8	18.2

Email: climatologie@airport.etat.lu
Tél: +352 4798-27003

© Copyright MeteoLux. All rights reserved.

Administration de la navigation aérienne
4, route de Trèves
L-2632 Luxembourg

2.6.4 Hourly RVR or ceiling per month

Hourly frequencies (%) of runway Visual Range (RVR) or ceiling for January

Hour (UTC)	Runway Visual Range (m) <50	<200	<300	<350	<550	<800	<1200	
	Ceiling (ft) <100	<100	<100	<200	<200	<200	<200	N/A
00-01	—	—	—	—	—	—	—	82.1
01-02	—	—	—	—	—	—	—	91.9
02-03	1.0	1.0	1.7	5.0	8.0	10.7	11.7	51.6
03-04	0.9	0.9	1.7	5.2	8.5	11.1	13.4	13.1
04-05	0.7	0.7	1.1	4.9	7.5	9.1	11.2	8.1
05-06	1.0	1.0	2.1	5.9	8.4	10.6	12.9	2.3
06-07	0.5	0.5	1.5	5.2	8.3	11.4	12.7	1.3
07-08	0.3	0.8	3.0	6.6	9.6	12.1	13.9	2.6
08-09	0.5	2.1	6.3	9.9	11.7	13.1	14.4	2.4
09-10	1.1	2.8	5.7	9.7	12.5	13.9	14.8	1.6
10-11	1.2	2.6	5.9	11.2	11.7	12.4	13.2	2.3
11-12	0.7	1.5	5.8	8.3	9.6	10.2	11.4	2.3
12-13	0.8	1.5	4.3	6.7	8.6	8.9	10.2	1.9
13-14	0.8	1.3	4.0	5.5	6.8	7.8	9.8	3.1
14-15	0.7	0.8	3.4	5.4	6.7	7.4	7.7	4.0
15-16	0.8	0.8	3.1	4.1	6.3	6.6	7.8	2.4
16-17	0.8	0.8	2.3	4.0	6.4	7.9	8.6	2.4
17-18	0.5	0.5	2.1	4.6	6.4	8.0	8.5	1.8
18-19	0.5	0.5	1.3	3.6	6.2	7.6	8.0	1.8
19-20	0.2	0.2	0.7	3.1	5.6	7.1	8.1	2.4
20-21	0.0	0.0	0.7	2.8	5.1	6.8	7.9	2.3
21-22	0.0	0.0	0.3	3.4	6.1	6.9	8.6	4.0
22-23	0.0	0.0	0.2	4.5	6.8	8.2	9.7	3.4
23-00	0.2	0.2	0.5	5.4	7.4	9.7	11.3	10.2

Hourly frequencies (%) of runway Visual Range (RVR) or ceiling for February

Hour (UTC)	Runway Visual Range (m) <50	<200	<300	<350	<550	<800	<1200	
	Ceiling (ft) <100	<100	<100	<200	<200	<200	<200	N/A
00-01	—	—	—	—	—	—	—	85.9
01-02	—	—	—	—	—	—	—	94.9
02-03	0.4	0.4	0.7	3.3	5.1	6.3	7.0	51.9
03-04	0.6	0.6	1.2	3.1	4.1	5.6	6.2	14.8
04-05	0.9	0.9	1.3	3.4	5.0	6.2	6.7	5.5
05-06	1.4	1.4	1.8	4.5	5.4	6.5	7.0	1.9
06-07	1.4	1.4	3.1	4.3	5.0	6.1	6.3	1.9
07-08	1.8	2.0	4.1	6.8	7.5	7.7	8.4	1.6
08-09	1.8	2.7	4.5	5.9	6.8	7.7	8.1	1.6
09-10	2.2	2.2	3.6	5.6	6.3	7.8	8.7	2.5
10-11	1.8	2.0	2.9	4.7	5.2	5.6	6.5	1.8
11-12	1.4	1.8	2.3	2.9	3.1	3.4	4.0	1.9
12-13	1.3	1.3	1.3	2.0	2.5	2.9	3.6	1.8
13-14	1.6	1.6	2.2	3.2	3.4	3.6	4.3	1.9
14-15	1.3	1.5	2.0	2.9	2.9	3.1	3.5	2.8
15-16	0.9	0.9	1.1	2.5	2.9	2.9	3.4	2.1
16-17	0.7	0.7	1.1	2.0	2.2	2.7	3.6	2.1
17-18	0.7	0.7	0.7	1.3	2.4	2.7	2.9	2.5
18-19	0.9	0.9	0.9	1.6	2.4	2.9	2.9	3.5
19-20	0.9	0.9	1.1	1.6	2.7	3.2	3.4	1.1
20-21	0.7	0.7	0.9	3.1	3.6	4.0	4.0	2.5
21-22	0.7	0.7	0.7	1.8	2.2	2.6	2.8	3.7
22-23	0.6	0.6	0.7	1.7	2.2	3.0	3.6	5.5
23-00	0.6	0.6	0.6	2.0	2.9	3.5	3.7	13.4

Email: climatologie@airport.etat.lu
Tél: +352 4798-27003

© Copyright MeteoLux. All rights reserved.

Administration de la navigation aérienne
4, route de Trèves
L-2632 Luxembourg

Hourly frequencies (%) of runway Visual Range (RVR) or ceiling for March

Hour (UTC)	Runway Visual Range (m)							
	<50	<200	<300	<350	<550	<800	<1200	
	Ceiling (ft)							
	<100	<100	<100	<200	<200	<200	<200	N/A
00-01	—	—	—	—	—	—	—	82.4
01-02	—	—	—	—	—	—	—	91.0
02-03	0.0	0.0	0.3	1.4	1.7	1.7	1.7	53.1
03-04	0.2	0.2	0.2	1.3	2.0	2.2	2.2	13.2
04-05	0.0	0.0	0.3	1.5	2.9	3.1	3.6	5.3
05-06	0.2	0.2	0.5	2.8	3.6	4.1	4.4	1.3
06-07	0.2	1.0	1.5	2.3	2.8	4.1	5.4	2.3
07-08	0.2	1.0	1.1	2.0	2.5	3.1	3.8	1.8
08-09	0.0	0.5	1.0	1.8	2.0	2.0	2.7	3.1
09-10	0.0	0.2	0.7	1.6	1.8	2.3	2.5	1.9
10-11	0.0	0.0	0.0	0.5	0.7	0.7	1.0	2.3
11-12	0.0	0.0	0.0	0.2	0.3	0.3	0.3	2.6
12-13	0.0	0.0	0.0	0.0	0.0	0.0	0.2	1.6
13-14	0.0	0.0	0.0	0.0	0.0	0.0	0.2	2.4
14-15	0.0	0.0	0.0	0.3	0.3	0.7	0.8	2.3
15-16	0.0	0.0	0.0	0.3	0.3	0.3	0.3	1.6
16-17	0.2	0.2	0.2	0.3	0.3	0.5	0.5	3.7
17-18	0.2	0.2	0.2	0.3	0.3	0.5	0.5	2.3
18-19	0.0	0.0	0.0	0.3	0.3	0.3	0.3	1.5
19-20	0.0	0.0	0.0	0.3	0.3	0.5	0.5	2.4
20-21	0.0	0.0	0.0	1.2	1.3	1.3	1.3	2.1
21-22	0.2	0.2	0.2	1.3	1.3	1.3	1.3	2.7
22-23	0.0	0.0	0.0	0.0	0.0	0.0	0.3	6.1
23-00	0.0	0.0	0.0	0.2	0.4	0.6	0.7	12.6

Hourly frequencies (%) of runway Visual Range (RVR) or ceiling for April

Hour (UTC)	Runway Visual Range (m)							
	<50	<200	<300	<350	<550	<800	<1200	
	Ceiling (ft)							
	<100	<100	<100	<200	<200	<200	<200	N/A
00-01	—	—	—	—	—	—	—	91.0
01-02	—	—	—	—	—	—	—	95.7
02-03	0.4	0.4	1.1	1.4	1.4	1.4	1.4	53.0
03-04	1.1	1.1	1.5	1.7	2.2	2.2	2.2	9.8
04-05	0.5	0.5	1.0	1.4	1.9	2.4	2.7	2.2
05-06	0.2	0.5	1.0	2.2	2.7	3.0	3.4	1.0
06-07	0.3	0.8	1.5	2.4	2.7	3.1	3.4	1.7
07-08	0.0	0.3	1.0	1.2	1.3	1.3	1.5	0.8
08-09	0.0	0.2	0.5	0.5	0.5	0.5	0.7	3.2
09-10	0.0	0.0	0.0	0.0	0.0	0.0	0.0	2.5
10-11	0.0	0.0	0.0	0.0	0.0	0.0	0.0	1.7
11-12	0.0	0.0	0.0	0.0	0.0	0.0	0.0	2.3
12-13	0.0	0.0	0.0	0.3	0.3	0.3	0.5	0.8
13-14	0.0	0.0	0.0	0.0	0.2	0.2	0.2	1.2
14-15	0.0	0.0	0.0	0.0	0.0	0.0	0.2	2.5
15-16	0.0	0.0	0.2	0.2	0.2	0.2	0.3	2.2
16-17	0.0	0.0	0.0	0.0	0.0	0.0	0.2	2.3
17-18	0.0	0.0	0.0	0.0	0.0	0.0	0.0	3.0
18-19	0.0	0.0	0.0	0.0	0.0	0.0	0.0	1.0
19-20	0.2	0.2	0.2	0.2	0.2	0.2	0.3	1.5
20-21	0.0	0.0	0.0	0.0	0.0	0.0	0.0	2.2
21-22	0.2	0.2	0.2	0.2	0.2	0.3	0.3	3.0
22-23	0.2	0.2	0.2	0.4	0.4	0.4	0.4	10.5
23-00	0.0	0.0	0.2	1.1	1.1	1.1	1.1	25.7

Email: climatologie@airport.etat.lu
Tél: +352 4798-27003

© Copyright MeteoLux. All rights reserved.

Administration de la navigation aérienne
4, route de Trèves
L-2632 Luxembourg

Hourly frequencies (%) of runway Visual Range (RVR) or ceiling for May

Hour (UTC)	Runway Visual Range (m) <50	<200	<300	<350	<550	<800	<1200	
	Ceiling (ft) <100	<100	<100	<200	<200	<200	<200	N/A
00-01	—	—	—	—	—	—	—	92.3
01-02	—	—	—	—	—	—	—	96.1
02-03	0.0	0.0	0.0	0.0	0.3	1.7	2.0	52.3
03-04	0.3	0.3	0.7	0.7	1.2	2.1	2.1	7.6
04-05	0.3	0.3	0.8	1.3	1.7	2.0	2.0	2.3
05-06	0.0	0.3	0.7	1.5	1.5	2.1	2.1	1.6
06-07	0.0	0.5	0.5	0.7	0.8	0.8	1.0	2.6
07-08	0.0	0.3	0.3	0.3	0.3	0.3	0.3	2.9
08-09	0.0	0.0	0.2	0.2	0.2	0.2	0.2	1.6
09-10	0.0	0.0	0.0	0.0	0.0	0.0	0.0	1.8
10-11	0.0	0.0	0.0	0.0	0.0	0.0	0.0	1.9
11-12	0.0	0.2	0.2	0.2	0.2	0.2	0.2	1.5
12-13	0.0	0.0	0.0	0.0	0.0	0.0	0.0	2.3
13-14	0.0	0.0	0.0	0.0	0.0	0.0	0.0	2.3
14-15	0.0	0.0	0.0	0.0	0.0	0.0	0.0	1.9
15-16	0.0	0.0	0.0	0.0	0.0	0.0	0.0	1.6
16-17	0.0	0.0	0.0	0.0	0.0	0.0	0.0	2.9
17-18	0.0	0.0	0.0	0.2	0.2	0.2	0.2	1.6
18-19	0.0	0.0	0.0	0.3	0.3	0.3	0.3	2.9
19-20	0.0	0.0	0.0	0.0	0.0	0.0	0.0	1.5
20-21	0.0	0.0	0.0	0.0	0.0	0.0	0.0	1.6
21-22	0.0	0.0	0.0	0.0	0.0	0.0	0.0	4.8
22-23	0.0	0.0	0.0	0.2	0.2	0.2	0.2	12.4
23-00	0.0	0.0	0.0	0.2	0.2	0.2	0.2	25.8

Hourly frequencies (%) of runway Visual Range (RVR) or ceiling for June

Hour (UTC)	Runway Visual Range (m) <50	<200	<300	<350	<550	<800	<1200	
	Ceiling (ft) <100	<100	<100	<200	<200	<200	<200	N/A
00-01	—	—	—	—	—	—	—	89.0
01-02	—	—	—	—	—	—	—	94.8
02-03	0.0	0.0	0.0	0.3	1.4	1.7	1.7	51.8
03-04	0.0	0.0	0.4	1.3	2.0	2.2	3.0	7.0
04-05	0.2	0.3	0.7	2.0	2.0	2.2	2.6	2.2
05-06	0.3	0.3	0.5	1.5	2.2	2.4	2.5	1.5
06-07	0.2	0.2	0.2	0.7	0.7	1.0	1.2	1.7
07-08	0.0	0.0	0.0	0.5	0.5	0.5	0.7	2.0
08-09	0.0	0.0	0.0	0.2	0.2	0.2	0.3	2.5
09-10	0.0	0.0	0.0	0.0	0.0	0.0	0.0	2.5
10-11	0.0	0.0	0.0	0.0	0.0	0.0	0.0	2.2
11-12	0.0	0.0	0.0	0.0	0.0	0.0	0.0	1.3
12-13	0.2	0.2	0.2	0.3	0.5	0.5	0.5	1.8
13-14	0.2	0.2	0.2	0.2	0.2	0.2	0.2	1.5
14-15	0.2	0.2	0.2	0.2	0.2	0.2	0.2	1.5
15-16	0.0	0.0	0.0	0.0	0.2	0.2	0.2	1.7
16-17	0.2	0.2	0.2	0.2	0.2	0.2	0.2	1.8
17-18	0.0	0.0	0.0	0.0	0.0	0.0	0.0	1.3
18-19	0.0	0.0	0.0	0.0	0.0	0.0	0.0	2.5
19-20	0.0	0.0	0.0	0.0	0.0	0.0	0.0	1.7
20-21	0.0	0.0	0.0	0.0	0.0	0.0	0.0	2.8
21-22	0.0	0.0	0.0	0.0	0.0	0.0	0.0	2.7
22-23	0.0	0.0	0.0	0.0	0.0	0.2	0.2	9.8
23-00	0.0	0.0	0.0	0.0	0.2	0.6	0.9	22.8

Email: climatologie@airport.etat.lu
Tél: +352 4798-27003

© Copyright MeteoLux. All rights reserved.

Administration de la navigation aérienne
4, route de Trèves
L-2632 Luxembourg

Hourly frequencies (%) of runway Visual Range (RVR) or ceiling for July

Hour (UTC)	Runway Visual Range (m)							
	<50	<200	<300	<350	<550	<800	<1200	
	Ceiling (ft)							
	<100	<100	<100	<200	<200	<200	<200	N/A
00-01	—	—	—	—	—	—	—	90.0
01-02	—	—	—	—	—	—	—	95.0
02-03	0.0	0.0	0.0	0.7	0.7	1.1	1.4	54.0
03-04	0.4	0.4	0.5	1.2	1.4	1.6	1.6	9.4
04-05	0.0	0.0	0.2	0.8	0.8	0.8	1.0	1.9
05-06	0.0	0.0	0.2	0.7	0.7	0.7	0.7	0.8
06-07	0.0	0.0	0.0	0.3	0.3	0.5	0.5	1.5
07-08	0.0	0.0	0.2	0.3	0.3	0.3	0.3	3.2
08-09	0.0	0.0	0.0	0.0	0.0	0.0	0.0	1.3
09-10	0.0	0.2	0.2	0.2	0.2	0.2	0.2	2.3
10-11	0.0	0.0	0.0	0.0	0.0	0.0	0.0	1.9
11-12	0.0	0.0	0.0	0.0	0.0	0.0	0.0	1.5
12-13	0.0	0.2	0.2	0.2	0.2	0.2	0.2	2.1
13-14	0.0	0.0	0.0	0.0	0.2	0.2	0.2	3.1
14-15	0.0	0.0	0.0	0.0	0.0	0.0	0.0	2.9
15-16	0.0	0.0	0.0	0.0	0.0	0.0	0.0	2.9
16-17	0.0	0.0	0.0	0.0	0.2	0.2	0.3	1.6
17-18	0.0	0.0	0.0	0.0	0.0	0.0	0.0	2.9
18-19	0.0	0.0	0.0	0.0	0.0	0.0	0.0	1.5
19-20	0.0	0.0	0.0	0.0	0.0	0.0	0.0	1.6
20-21	0.0	0.0	0.0	0.0	0.0	0.0	0.0	2.7
21-22	0.0	0.0	0.0	0.0	0.0	0.0	0.0	3.9
22-23	0.0	0.0	0.0	0.0	0.0	0.0	0.0	6.6
23-00	0.0	0.0	0.0	0.2	0.2	0.2	0.4	24.2

Hourly frequencies (%) of runway Visual Range (RVR) or ceiling for August

Hour (UTC)	Runway Visual Range (m)							
	<50	<200	<300	<350	<550	<800	<1200	
	Ceiling (ft)							
	<100	<100	<100	<200	<200	<200	<200	N/A
00-01	—	—	—	—	—	—	—	90.5
01-02	—	—	—	—	—	—	—	96.1
02-03	0.0	0.0	0.0	0.3	0.7	0.7	0.7	53.5
03-04	0.0	0.0	0.0	0.5	0.9	1.1	1.3	10.0
04-05	0.2	0.2	0.8	1.2	1.8	1.8	1.8	2.3
05-06	0.2	0.2	0.8	2.3	2.3	2.6	2.8	1.8
06-07	0.0	0.0	0.3	0.8	0.8	0.8	1.0	1.3
07-08	0.0	0.0	0.0	0.5	0.5	0.5	0.5	2.6
08-09	0.0	0.0	0.0	0.3	0.3	0.3	0.3	3.1
09-10	0.0	0.0	0.0	0.0	0.0	0.0	0.0	1.9
10-11	0.0	0.0	0.0	0.0	0.0	0.0	0.0	1.9
11-12	0.0	0.0	0.0	0.0	0.0	0.0	0.0	1.0
12-13	0.0	0.0	0.0	0.0	0.0	0.0	0.0	1.5
13-14	0.0	0.0	0.0	0.0	0.2	0.2	0.2	1.8
14-15	0.0	0.0	0.0	0.0	0.0	0.0	0.0	3.1
15-16	0.0	0.0	0.3	0.3	0.3	0.3	0.3	1.8
16-17	0.0	0.0	0.0	0.0	0.0	0.0	0.0	1.3
17-18	0.0	0.0	0.0	0.0	0.2	0.2	0.2	2.7
18-19	0.0	0.0	0.0	0.0	0.0	0.0	0.0	1.8
19-20	0.0	0.0	0.0	0.2	0.2	0.2	0.2	1.1
20-21	0.0	0.0	0.0	0.0	0.0	0.0	0.0	1.8
21-22	0.0	0.0	0.0	0.0	0.0	0.0	0.0	3.5
22-23	0.0	0.0	0.0	0.0	0.2	0.4	0.4	10.8
23-00	0.0	0.0	0.2	0.4	0.4	0.4	0.4	21.5

Email: climatologie@airport.etat.lu
Tél: +352 4798-27003
© Copyright MeteoLux. All rights reserved.
Administration de la navigation aérienne
4, route de Trèves
L-2632 Luxembourg

Hourly frequencies (%) of runway Visual Range (RVR) or ceiling for September

Hour (UTC)	Runway Visual Range (m)							
	<50	<200	<300	<350	<550	<800	<1200	
	Ceiling (ft)							
	<100	<100	<100	<200	<200	<200	<200	N/A
00-01	—	—	—	—	—	—	—	92.7
01-02	—	—	—	—	—	—	—	97.8
02-03	0.0	0.0	0.3	1.7	2.8	2.8	2.8	52.3
03-04	0.0	0.0	0.5	1.6	3.1	3.1	3.7	8.8
04-05	0.2	0.2	0.5	2.4	3.0	4.4	5.1	1.2
05-06	1.2	1.2	2.4	4.1	5.7	6.7	7.4	2.7
06-07	0.9	1.5	2.2	3.4	4.6	5.1	6.2	2.7
07-08	0.2	0.5	0.8	2.7	3.4	3.7	4.6	1.5
08-09	0.3	0.5	0.5	1.2	1.7	1.7	2.0	2.3
09-10	0.0	0.0	0.0	0.2	0.2	0.2	0.2	1.0
10-11	0.0	0.0	0.0	0.0	0.0	0.0	0.0	1.5
11-12	0.0	0.0	0.0	0.0	0.0	0.0	0.0	2.0
12-13	0.0	0.0	0.0	0.0	0.0	0.0	0.0	1.2
13-14	0.0	0.0	0.0	0.0	0.0	0.2	0.2	4.2
14-15	0.0	0.0	0.0	0.0	0.0	0.0	0.0	3.0
15-16	0.0	0.0	0.0	0.0	0.0	0.0	0.0	2.7
16-17	0.0	0.0	0.0	0.0	0.0	0.0	0.0	1.8
17-18	0.0	0.0	0.0	0.0	0.0	0.0	0.0	2.0
18-19	0.0	0.0	0.0	0.0	0.0	0.0	0.0	1.7
19-20	0.0	0.0	0.0	0.3	0.3	0.3	0.3	2.0
20-21	0.0	0.0	0.0	0.3	0.3	0.3	0.5	1.2
21-22	0.0	0.0	0.0	0.2	0.2	0.5	0.5	5.3
22-23	0.0	0.0	0.0	1.0	1.0	1.4	1.4	13.7
23-00	0.0	0.0	0.2	1.7	1.9	2.6	2.6	22.3

Hourly frequencies (%) of runway Visual Range (RVR) or ceiling for October

Hour (UTC)	Runway Visual Range (m)							
	<50	<200	<300	<350	<550	<800	<1200	
	Ceiling (ft)							
	<100	<100	<100	<200	<200	<200	<200	N/A
00-01	—	—	—	—	—	—	—	90.0
01-02	—	—	—	—	—	—	—	96.1
02-03	0.3	0.3	1.3	5.0	6.7	7.4	9.1	51.9
03-04	0.5	0.5	1.4	4.1	5.9	7.1	8.7	9.2
04-05	0.3	0.5	1.6	6.6	8.0	9.4	11.2	1.8
05-06	1.6	1.6	2.3	7.9	10.0	12.3	13.5	1.9
06-07	1.0	1.7	4.3	8.1	10.2	12.0	14.2	2.3
07-08	0.3	2.0	5.0	8.8	9.5	9.6	10.3	2.9
08-09	0.3	1.3	3.1	5.2	6.2	6.7	7.2	1.6
09-10	0.2	0.5	0.8	1.8	2.9	3.6	4.3	1.5
10-11	0.0	0.2	0.2	0.8	1.0	1.9	2.2	4.5
11-12	0.0	0.0	0.0	0.8	1.0	1.0	1.2	2.3
12-13	0.2	0.3	0.5	0.8	1.0	1.2	1.3	2.1
13-14	0.0	0.2	0.3	0.3	0.5	0.5	0.5	1.6
14-15	0.0	0.2	0.3	0.3	0.3	0.5	0.7	2.6
15-16	0.0	0.0	0.0	0.2	0.2	0.3	0.3	3.2
16-17	0.0	0.0	0.2	0.3	0.7	0.7	0.7	2.3
17-18	0.0	0.0	0.0	0.0	0.2	0.3	0.3	2.6
18-19	0.0	0.0	0.5	0.7	0.7	0.7	0.7	1.5
19-20	0.0	0.0	0.0	0.7	1.0	1.3	1.3	2.1
20-21	0.2	0.3	0.5	1.6	1.6	1.8	2.0	1.6
21-22	0.2	0.3	0.7	2.5	2.7	3.0	3.2	3.1
22-23	0.4	0.4	1.1	2.9	3.2	3.9	3.9	10.0
23-00	0.0	0.0	0.4	2.5	3.9	5.0	5.6	22.1

Email: climatologie@airport.etat.lu
Tél: +352 4798-27003

© Copyright MeteoLux. All rights reserved.

Administration de la navigation aérienne
4, route de Trèves
L-2632 Luxembourg

Hourly frequencies (%) of runway Visual Range (RVR) or ceiling for November

Hour (UTC)	Runway Visual Range (m)							
	<50	<200	<300	<350	<550	<800	<1200	
	Ceiling (ft)							
	<100	<100	<100	<200	<200	<200	<200	N/A
00-01	—	—	—	—	—	—	—	83.7
01-02	—	—	—	—	—	—	—	93.7
02-03	1.4	1.4	3.1	5.5	9.3	12.7	14.8	51.5
03-04	0.4	0.4	1.9	5.1	10.0	12.1	14.2	12.0
04-05	0.7	0.7	2.1	4.2	8.4	10.7	12.8	5.0
05-06	0.9	0.9	2.4	6.4	11.2	13.9	15.3	3.2
06-07	1.0	1.0	2.9	8.4	14.3	16.5	17.0	1.2
07-08	1.5	2.2	6.2	10.3	14.3	15.5	16.8	0.8
08-09	1.7	2.7	7.4	10.6	13.0	14.5	15.7	2.5
09-10	1.9	2.6	6.3	9.7	12.1	12.8	13.8	2.5
10-11	0.8	1.9	4.2	9.5	10.7	11.4	12.2	1.8
11-12	0.5	1.5	3.6	6.1	6.8	7.8	8.3	1.8
12-13	0.0	0.7	1.9	3.9	4.6	5.3	6.0	2.7
13-14	0.3	0.7	2.6	3.9	3.9	4.8	5.5	2.3
14-15	0.5	0.7	2.4	4.1	4.6	5.3	5.4	2.0
15-16	0.5	0.8	2.0	5.3	6.1	6.3	7.1	1.7
16-17	0.3	0.3	1.0	5.1	6.7	8.0	8.6	2.7
17-18	0.3	0.3	1.5	5.8	7.7	9.0	9.2	2.3
18-19	0.3	0.3	1.4	5.6	7.6	8.3	8.6	1.7
19-20	0.0	0.0	1.2	4.6	6.8	7.5	8.5	2.3
20-21	0.0	0.0	1.4	3.4	4.6	6.8	8.4	2.3
21-22	0.5	0.5	1.9	5.1	8.0	9.2	10.8	1.7
22-23	0.2	0.2	1.5	4.6	7.5	10.3	11.6	2.7
23-00	0.9	0.9	2.0	4.8	7.6	10.0	11.5	10.0

Hourly frequencies (%) of runway Visual Range (RVR) or ceiling for December

Hour (UTC)	Runway Visual Range (m)							
	<50	<200	<300	<350	<550	<800	<1200	
	Ceiling (ft)							
	<100	<100	<100	<200	<200	<200	<200	N/A
00-01	—	—	—	—	—	—	—	77.3
01-02	—	—	—	—	—	—	—	91.3
02-03	1.7	1.7	1.7	6.5	12.6	15.7	16.4	52.7
03-04	1.5	1.5	1.7	5.7	11.2	13.5	16.2	15.3
04-05	1.1	1.1	1.2	6.7	10.7	13.5	15.8	8.1
05-06	1.0	1.0	1.2	8.7	12.7	16.2	18.0	3.4
06-07	1.6	1.6	1.6	10.5	15.0	17.9	20.9	1.9
07-08	1.5	1.6	3.1	9.4	14.6	17.4	19.0	1.8
08-09	2.1	2.3	4.9	13.6	17.9	19.2	21.5	1.8
09-10	1.7	1.8	4.5	10.8	14.1	16.4	18.6	2.7
10-11	1.2	1.2	2.8	8.6	12.2	14.3	16.3	2.1
11-12	1.1	1.5	3.3	8.5	10.7	12.5	13.3	1.6
12-13	1.1	1.1	3.1	7.4	8.7	10.3	12.1	1.5
13-14	0.8	0.8	3.4	6.7	8.0	8.5	9.8	1.5
14-15	0.5	0.8	1.7	6.3	7.4	8.4	9.4	2.3
15-16	0.3	0.3	0.8	5.1	6.9	7.7	9.2	1.5
16-17	0.3	0.3	1.0	6.8	8.6	9.6	10.1	2.4
17-18	0.7	0.7	1.3	7.4	9.5	10.7	11.7	1.9
18-19	1.0	1.0	1.8	6.9	8.5	10.0	11.5	1.5
19-20	0.8	0.8	1.0	6.6	8.4	9.6	11.2	2.3
20-21	1.1	1.1	1.5	6.7	8.3	9.6	10.8	1.1
21-22	0.8	0.8	1.2	7.5	8.7	10.5	11.9	3.4
22-23	0.7	0.7	0.7	7.0	10.0	11.8	13.5	2.9
23-00	1.2	1.2	1.4	7.4	10.8	12.7	14.1	8.5

Email: climatologie@airport.etat.lu
Tél: +352 4798-27003

© Copyright MeteoLux. All rights reserved.

Administration de la navigation aérienne
4, route de Trèves
L-2632 Luxembourg

2.7 Visibility or ceiling

2.7.1 Hourly frequencies of visibility or ceiling per ten-year period

Hourly frequencies (%) of visibility or Ceiling for 2016 to 2025

		Visibility (m)					
		<800	<1500	<3000	<5000	<8000	
		Ceiling (ft)					
		<200	<500	<1000	<1500	<2000	N/A
Hour (UTC)	00-01	—	—	—	—	—	86.5
	01-02	—	—	—	—	—	93.8
	02-03	5.5	9.6	16.4	23.0	30.2	52.2
	03-04	5.4	9.6	16.8	23.6	30.8	11.0
	04-05	5.8	10.6	17.5	24.4	32.0	3.9
	05-06	6.6	11.3	18.3	25.3	33.4	2.1
	06-07	6.6	11.6	18.7	25.7	33.2	2.0
	07-08	6.4	11.1	18.1	24.8	31.8	2.1
	08-09	5.6	9.9	16.3	22.5	28.4	2.3
	09-10	4.6	8.3	14.1	19.6	25.2	2.1
	10-11	4.0	7.0	11.3	15.9	21.7	2.2
	11-12	2.9	5.5	9.8	13.8	18.5	1.9
	12-13	2.5	4.9	8.4	12.5	16.4	1.8
	13-14	2.3	4.3	7.6	11.3	14.8	2.3
	14-15	2.3	4.0	7.0	10.4	14.3	2.5
	15-16	2.3	4.3	7.2	10.3	14.2	2.1
	16-17	2.6	4.6	7.4	10.7	14.7	2.3
	17-18	2.6	4.7	7.6	11.3	15.5	2.3
	18-19	2.6	4.6	7.8	11.3	15.2	1.9
	19-20	2.8	5.0	8.5	11.9	16.4	1.9
	20-21	2.8	5.3	9.2	12.9	17.2	2.1
	21-22	3.0	5.5	9.5	13.4	17.9	3.6
	22-23	3.5	6.5	10.8	15.1	20.4	8.0
	23-00	4.0	7.4	12.3	17.6	23.4	18.2

2.7.2 Monthly frequencies of visibility or ceiling per ten-year period

Monthly frequencies (%) of visibility or Ceiling for 2016 to 2025

		Visibility (m)					
		<800	<1500	<3000	<5000	<8000	
		Ceiling (ft)					
		<200	<500	<1000	<1500	<2000	N/A
Month	January	10.5	18.2	29.2	38.1	47.4	12.8
	February	4.5	9.8	18.1	25.3	33.1	13.0
	March	1.4	2.9	6.8	11.9	17.7	12.6
	April	0.5	1.5	3.7	6.1	9.6	13.4
	May	0.3	0.7	2.7	4.9	8.3	13.6
	June	0.5	1.1	2.9	4.9	7.3	13.0
	July	0.2	0.8	1.6	3.3	5.2	13.3
	August	0.3	1.0	2.4	4.1	6.3	13.3
	September	1.2	2.6	4.9	7.5	11.0	13.7
	October	3.7	7.0	11.8	18.1	24.8	13.4
	November	10.5	16.9	24.4	33.3	43.3	12.4
	December	13.7	22.4	33.6	42.4	51.1	12.4

Email: climatologie@airport.etat.lu
Tél: +352 4798-27003

© Copyright MeteoLux. All rights reserved.

Administration de la navigation aérienne
4, route de Trèves
L-2632 Luxembourg

2.7.3 Hourly frequencies of visibility or ceiling per season

Hourly frequencies (%) of visibility or Ceiling per season Winter

Hour (UTC)	Visibility (m) <800	<1500	<3000	<5000	<8000	
	Ceiling (ft) <200	<500	<1000	<1500	<2000	N/A
00-01	—	—	—	—	—	81.2
01-02	—	—	—	—	—	92.0
02-03	12.3	21.3	34.4	43.3	52.8	52.2
03-04	12.3	20.4	33.7	44.3	53.0	15.1
04-05	11.6	21.2	33.3	42.8	52.2	7.6
05-06	12.0	21.2	33.0	43.2	52.5	2.9
06-07	12.4	22.4	35.2	45.8	56.1	1.9
07-08	13.0	23.1	36.8	48.0	57.8	2.3
08-09	13.5	23.1	35.9	45.4	54.9	2.3
09-10	12.5	21.6	33.9	41.5	50.4	2.4
10-11	11.3	19.0	29.3	37.0	46.5	2.2
11-12	8.8	16.1	26.6	33.9	42.7	2.1
12-13	7.7	14.1	23.3	31.7	39.7	1.9
13-14	7.3	13.0	22.2	29.6	36.9	2.3
14-15	6.6	11.9	21.3	27.8	35.3	3.1
15-16	6.5	12.2	21.4	27.7	35.5	2.2
16-17	7.5	12.8	20.8	28.7	36.9	2.4
17-18	7.2	13.3	20.7	28.8	37.5	2.2
18-19	7.8	12.9	21.5	29.5	37.8	2.5
19-20	7.9	13.6	22.0	29.7	39.4	2.0
20-21	7.4	13.9	22.9	30.6	39.2	2.2
21-22	7.4	13.7	23.2	31.9	39.7	4.1
22-23	8.3	14.3	24.5	32.5	41.1	4.3
23-00	9.0	15.7	25.5	34.9	43.6	11.3

Hourly frequencies (%) of visibility or Ceiling per season Spring

Hour (UTC)	Visibility (m) <800	<1500	<3000	<5000	<8000	
	Ceiling (ft) <200	<500	<1000	<1500	<2000	N/A
00-01	—	—	—	—	—	88.5
01-02	—	—	—	—	—	94.2
02-03	1.6	3.1	7.7	12.9	18.9	52.8
03-04	1.7	3.5	9.1	14.6	21.7	10.2
04-05	1.9	4.4	9.9	16.2	22.9	3.3
05-06	2.6	4.5	10.1	17.2	25.7	1.4
06-07	2.4	5.1	10.8	16.2	23.8	2.3
07-08	1.6	3.4	9.1	14.7	21.0	1.8
08-09	0.9	2.2	5.9	11.6	16.1	2.6
09-10	0.7	1.7	4.7	8.6	13.3	2.1
10-11	0.4	1.1	3.7	5.8	10.6	2.0
11-12	0.2	0.8	2.5	4.7	8.7	2.1
12-13	0.1	0.5	1.6	3.8	6.6	1.6
13-14	0.0	0.3	1.3	3.5	6.1	2.0
14-15	0.2	0.6	1.3	3.5	5.7	2.2
15-16	0.2	0.7	1.6	3.5	5.6	1.8
16-17	0.1	0.6	1.8	3.2	5.6	2.9
17-18	0.2	0.7	2.0	4.1	6.8	2.2
18-19	0.2	0.7	1.7	3.4	5.6	1.7
19-20	0.2	0.7	1.8	3.4	5.6	1.7
20-21	0.4	0.8	2.1	3.8	6.4	2.0
21-22	0.5	0.6	2.6	4.4	7.6	3.6
22-23	0.4	1.2	3.4	5.6	9.4	9.7
23-00	0.5	1.6	4.2	7.4	11.7	21.3

Email: climatologie@airport.etat.lu
Tél: +352 4798-27003
© Copyright MeteoLux. All rights reserved.
Administration de la navigation aérienne
4, route de Trèves
L-2632 Luxembourg

Hourly frequencies (%) of visibility or Ceiling per season Summer

Hour (UTC)	Visibility (m) <800 / Ceiling (ft) <200	<800 / <500	<1500 / <1000	<3000 / <1500	<5000 / <2000	<8000 / N/A
00-01	—	—	—	—	—	89.8
01-02	—	—	—	—	—	95.3
02-03	1.2	2.6	5.1	8.5	12.1	53.2
03-04	1.3	2.9	6.1	9.1	13.4	9.0
04-05	1.5	3.1	6.2	10.1	15.0	2.2
05-06	1.7	3.5	7.4	10.9	15.9	1.4
06-07	0.8	2.6	5.7	9.7	12.8	1.5
07-08	0.4	1.8	4.2	6.8	10.1	2.6
08-09	0.2	0.8	3.2	5.9	8.4	2.1
09-10	0.0	0.6	2.1	4.2	6.3	2.2
10-11	0.0	0.5	1.0	2.4	5.0	2.0
11-12	0.0	0.2	1.3	2.0	3.7	1.3
12-13	0.1	0.1	0.6	1.7	3.2	1.8
13-14	0.1	0.1	0.4	1.1	2.4	2.1
14-15	0.1	0.1	0.2	0.8	1.7	2.4
15-16	0.0	0.0	0.3	0.9	1.8	2.1
16-17	0.1	0.2	0.6	1.2	1.8	1.5
17-18	0.0	0.1	0.4	1.1	1.9	2.3
18-19	0.0	0.2	0.7	1.8	2.7	1.9
19-20	0.1	0.2	0.8	1.8	2.8	1.5
20-21	0.1	0.2	1.1	2.0	3.1	2.4
21-22	0.1	0.3	1.0	2.3	3.7	3.5
22-23	0.1	0.6	1.6	3.5	5.3	9.2
23-00	0.2	1.4	2.7	4.6	7.3	23.0

Hourly frequencies (%) of visibility or Ceiling per season Autumn

Hour (UTC)	Visibility (m) <800 / Ceiling (ft) <200	<800 / <500	<1500 / <1000	<3000 / <1500	<5000 / <2000	<8000 / N/A
00-01	—	—	—	—	—	88.8
01-02	—	—	—	—	—	95.9
02-03	7.6	11.9	20.2	29.2	39.9	52.1
03-04	7.3	12.8	20.6	29.0	38.6	10.1
04-05	8.8	14.7	22.6	31.0	41.3	2.7
05-06	10.6	16.7	23.9	31.9	41.9	2.9
06-07	11.1	16.7	24.3	33.1	42.5	2.2
07-08	10.6	16.2	23.3	31.7	40.7	1.9
08-09	7.5	13.4	20.9	28.3	36.4	2.3
09-10	5.0	9.4	16.2	25.0	32.3	1.9
10-11	4.2	7.6	11.9	19.3	25.7	2.7
11-12	2.7	5.1	9.3	15.2	20.1	2.2
12-13	2.0	4.6	8.2	13.2	17.3	1.9
13-14	1.6	3.5	6.9	11.0	14.5	2.9
14-15	1.9	3.8	5.9	10.1	15.1	2.5
15-16	2.5	4.4	6.1	9.9	14.6	2.5
16-17	2.8	5.2	7.1	10.6	15.4	2.3
17-18	3.0	5.0	7.5	11.8	17.1	2.4
18-19	3.1	5.0	7.9	11.3	16.1	1.6
19-20	3.3	6.0	9.8	13.8	19.2	2.3
20-21	3.5	6.7	11.4	15.9	21.4	1.7
21-22	4.4	7.6	12.1	16.1	22.7	3.5
22-23	5.2	9.5	13.6	18.9	26.3	8.8
23-00	5.5	9.7	15.4	22.2	29.6	18.2

Email: climatologie@airport.etat.lu
Tél: +352 4798-27003

© Copyright MeteoLux. All rights reserved.

Administration de la navigation aérienne
4, route de Trèves
L-2632 Luxembourg

2.7.4 Hourly frequencies of visibility or ceiling per month

Hourly frequencies (%) of visibility or Ceiling for January

Hour (UTC)	Visibility (m) <800	<1500	<3000	<5000	<8000	
	Ceiling (ft) <200	<500	<1000	<1500	<2000	N/A
00-01	—	—	—	—	—	82.1
01-02	—	—	—	—	—	92.1
02-03	12.4	21.5	34.9	44.6	53.0	51.9
03-04	12.9	21.0	34.5	44.3	52.3	14.0
04-05	12.5	22.2	34.5	42.4	54.4	8.4
05-06	12.1	21.4	34.1	43.4	53.3	2.6
06-07	12.2	21.0	33.5	46.3	57.1	1.8
07-08	13.4	22.7	36.7	48.6	58.5	2.7
08-09	14.5	22.4	35.0	45.2	55.5	2.9
09-10	14.3	22.5	34.9	42.6	50.8	1.6
10-11	13.2	20.5	31.4	41.1	49.3	2.3
11-12	10.6	17.9	28.8	36.5	46.0	2.4
12-13	10.2	16.3	26.5	34.9	45.0	2.1
13-14	9.3	15.7	26.8	35.0	42.5	3.2
14-15	8.2	14.8	25.5	32.9	41.2	4.0
15-16	7.6	14.7	24.2	32.5	41.1	2.6
16-17	8.4	16.2	23.8	32.7	42.0	2.4
17-18	7.7	15.8	24.3	33.3	41.2	1.8
18-19	8.0	14.1	23.8	33.5	43.8	1.8
19-20	8.8	16.7	24.5	34.4	44.0	2.6
20-21	7.6	17.1	26.2	32.9	41.2	2.6
21-22	8.1	15.3	25.1	32.2	41.2	4.2
22-23	9.0	15.7	27.3	34.3	45.6	3.7
23-00	10.4	17.1	29.0	38.5	46.0	10.3

Hourly frequencies (%) of visibility or Ceiling for February

Hour (UTC)	Visibility (m) <800	<1500	<3000	<5000	<8000	
	Ceiling (ft) <200	<500	<1000	<1500	<2000	N/A
00-01	—	—	—	—	—	85.9
01-02	—	—	—	—	—	94.9
02-03	5.9	15.2	28.1	34.8	43.0	52.3
03-04	5.8	13.5	27.3	36.5	45.2	15.2
04-05	6.0	14.9	24.7	35.0	40.9	6.2
05-06	6.7	14.6	24.2	35.2	43.5	2.1
06-07	5.9	15.1	27.4	35.5	47.0	1.9
07-08	8.1	17.1	28.1	36.7	45.1	1.8
08-09	7.4	16.2	26.8	33.8	44.1	1.8
09-10	7.6	13.9	24.8	32.1	41.3	2.5
10-11	5.4	11.9	20.0	26.8	36.9	1.9
11-12	3.2	9.2	16.8	24.1	32.6	1.9
12-13	2.9	7.7	13.8	22.3	28.6	1.8
13-14	3.8	7.2	12.4	19.5	26.1	1.9
14-15	3.3	4.9	11.6	17.3	24.7	2.8
15-16	3.1	5.4	11.7	17.1	22.9	2.1
16-17	2.9	4.7	10.3	17.5	25.1	2.1
17-18	2.4	4.9	10.5	16.1	24.1	2.5
18-19	2.6	5.5	11.5	17.9	23.8	3.5
19-20	3.2	5.5	13.4	19.3	26.3	1.1
20-21	3.6	7.3	14.2	20.1	26.9	2.7
21-22	2.0	7.2	14.4	20.7	27.7	4.2
22-23	3.2	7.7	14.7	21.1	27.1	6.0
23-00	3.5	8.2	16.0	22.5	30.5	13.6

Email: climatologie@airport.etat.lu
Tél: +352 4798-27003
© Copyright MeteoLux. All rights reserved.
Administration de la navigation aérienne
4, route de Trèves
L-2632 Luxembourg

Hourly frequencies (%) of visibility or Ceiling for March

Hour (UTC)	Visibility (m) <800	<1500	<3000	<5000	<8000	
	Ceiling (ft) <200	<500	<1000	<1500	<2000	N/A
00-01	—	—	—	—	—	82.4
01-02	—	—	—	—	—	91.0
02-03	2.1	5.2	9.3	18.2	26.5	53.1
03-04	2.2	5.8	14.3	22.5	29.7	13.2
04-05	3.1	7.8	14.5	22.5	28.8	5.3
05-06	4.3	7.0	14.6	24.4	35.0	1.5
06-07	4.8	8.3	16.4	24.5	34.1	2.6
07-08	3.6	6.4	14.0	21.7	31.5	1.8
08-09	2.7	4.0	9.5	18.0	25.0	3.1
09-10	2.1	3.3	8.2	13.7	21.4	1.9
10-11	1.0	1.5	6.3	9.6	17.5	2.3
11-12	0.5	1.5	4.1	7.8	14.2	2.6
12-13	0.0	0.8	3.0	6.6	10.7	1.8
13-14	0.0	0.7	2.5	6.0	9.9	2.4
14-15	0.3	1.0	2.1	6.4	10.4	2.3
15-16	0.3	1.0	2.5	6.4	9.7	1.6
16-17	0.3	1.2	3.0	5.4	9.4	3.7
17-18	0.5	1.0	3.0	7.3	11.1	2.3
18-19	0.3	0.8	2.9	7.0	10.1	1.5
19-20	0.3	0.7	2.8	6.0	8.6	2.4
20-21	1.2	1.6	3.8	6.8	10.0	2.1
21-22	1.3	1.3	4.7	7.8	12.3	2.9
22-23	0.5	1.9	5.0	9.1	13.2	6.1
23-00	0.4	2.6	6.3	10.1	15.3	12.6

Hourly frequencies (%) of visibility or Ceiling for April

Hour (UTC)	Visibility (m) <800	<1500	<3000	<5000	<8000	
	Ceiling (ft) <200	<500	<1000	<1500	<2000	N/A
00-01	—	—	—	—	—	91.0
01-02	—	—	—	—	—	95.7
02-03	1.1	1.8	4.6	8.5	12.4	53.0
03-04	1.7	3.1	6.7	10.7	17.2	9.8
04-05	1.2	3.1	8.0	12.8	20.4	2.2
05-06	1.7	3.5	8.3	14.0	21.8	1.2
06-07	1.9	4.4	8.3	12.9	18.8	1.7
07-08	1.0	2.7	7.7	11.9	17.5	0.8
08-09	0.0	2.1	5.7	9.6	12.4	3.2
09-10	0.0	1.5	4.8	8.5	11.8	2.5
10-11	0.2	1.9	4.2	6.4	9.2	1.7
11-12	0.0	0.7	2.9	4.8	7.3	2.3
12-13	0.3	0.7	1.0	3.0	5.4	0.8
13-14	0.0	0.2	1.0	3.2	4.7	1.2
14-15	0.2	0.7	1.0	2.9	4.6	2.5
15-16	0.2	0.9	1.5	2.6	4.1	2.2
16-17	0.0	0.3	1.5	2.4	3.9	2.3
17-18	0.0	0.9	2.1	2.9	4.5	3.0
18-19	0.0	0.7	1.2	1.9	4.0	1.2
19-20	0.2	1.0	1.5	2.0	4.4	1.5
20-21	0.0	0.3	1.0	2.0	5.5	2.2
21-22	0.2	0.5	1.4	2.4	5.7	3.0
22-23	0.4	0.9	3.2	4.5	7.6	10.7
23-00	0.9	1.6	3.8	6.1	9.0	25.7

Email: climatologie@airport.etat.lu
Tél: +352 4798-27003

© Copyright MeteoLux. All rights reserved.

Administration de la navigation aérienne
4, route de Trèves
L-2632 Luxembourg

Hourly frequencies (%) of visibility or Ceiling for May

Hour (UTC)	Visibility (m) <800	<1500	<3000	<5000	<8000	
	Ceiling (ft) <200	<500	<1000	<1500	<2000	N/A
00-01	—	—	—	—	—	92.3
01-02	—	—	—	—	—	96.1
02-03	1.7	2.4	9.1	11.8	17.6	52.3
03-04	1.2	1.7	6.6	11.0	18.3	7.6
04-05	1.3	2.3	7.3	13.4	19.5	2.3
05-06	1.8	2.8	7.4	13.1	20.3	1.6
06-07	0.7	2.5	7.6	11.3	18.4	2.6
07-08	0.2	1.2	5.6	10.3	13.8	2.9
08-09	0.0	0.5	2.6	7.2	11.0	1.6
09-10	0.0	0.2	1.1	3.6	6.7	1.8
10-11	0.0	0.0	0.7	1.5	5.1	1.9
11-12	0.0	0.2	0.5	1.5	4.6	1.5
12-13	0.0	0.0	0.8	1.8	3.8	2.3
13-14	0.0	0.0	0.3	1.5	3.6	2.3
14-15	0.0	0.0	0.7	1.2	2.1	1.9
15-16	0.0	0.2	0.7	1.5	3.0	1.8
16-17	0.0	0.2	1.0	2.0	3.5	2.7
17-18	0.2	0.2	1.0	2.0	4.7	1.5
18-19	0.3	0.5	0.8	1.3	2.5	2.6
19-20	0.0	0.3	1.1	2.1	3.9	1.3
20-21	0.0	0.3	1.5	2.6	3.8	1.6
21-22	0.0	0.0	1.9	2.9	4.6	4.8
22-23	0.2	0.7	2.0	2.9	7.0	12.4
23-00	0.2	0.4	2.2	5.4	10.2	25.8

Hourly frequencies (%) of visibility or Ceiling for June

Hour (UTC)	Visibility (m) <800	<1500	<3000	<5000	<8000	
	Ceiling (ft) <200	<500	<1000	<1500	<2000	N/A
00-01	—	—	—	—	—	89.0
01-02	—	—	—	—	—	94.8
02-03	1.0	3.5	6.6	11.1	14.2	51.8
03-04	2.0	3.8	8.8	12.4	16.7	7.3
04-05	2.2	3.9	9.0	13.6	19.8	2.2
05-06	2.2	4.4	9.3	13.2	17.1	1.5
06-07	1.2	3.2	5.9	9.7	12.5	1.7
07-08	0.7	1.5	4.6	6.8	9.5	2.0
08-09	0.2	0.5	4.3	7.2	9.9	2.3
09-10	0.0	0.3	2.4	5.5	7.7	2.5
10-11	0.0	0.5	1.2	3.2	5.4	2.0
11-12	0.0	0.2	1.5	2.4	3.9	1.3
12-13	0.2	0.2	0.5	1.7	4.2	1.8
13-14	0.2	0.2	0.5	0.7	3.2	1.5
14-15	0.2	0.2	0.5	1.2	3.2	1.5
15-16	0.0	0.0	0.2	1.5	2.5	1.7
16-17	0.2	0.3	0.5	1.0	1.5	1.8
17-18	0.0	0.0	0.3	0.8	1.4	1.3
18-19	0.0	0.0	0.7	1.9	2.4	2.5
19-20	0.0	0.0	1.4	3.1	4.7	1.7
20-21	0.2	0.2	1.9	2.9	3.8	2.8
21-22	0.0	0.5	1.7	3.1	4.6	3.0
22-23	0.0	0.6	1.5	3.7	5.9	10.0
23-00	0.2	1.3	3.3	5.9	11.5	23.2

Email: climatologie@airport.etat.lu
Tél: +352 4798-27003
© Copyright MeteoLux. All rights reserved.
Administration de la navigation aérienne
4, route de Trèves
L-2632 Luxembourg

Hourly frequencies (%) of visibility or Ceiling for July

Hour (UTC)	Visibility (m) <800 / Ceiling (ft) <200	Visibility (m) <800 / Ceiling (ft) <500	Visibility (m) <800 / Ceiling (ft) <1000	Visibility (m) <800 / Ceiling (ft) <1500	Visibility (m) <800 / Ceiling (ft) <2000	Visibility (m) <800 / Ceiling (ft) N/A
00-01	—	—	—	—	—	90.0
01-02	—	—	—	—	—	95.0
02-03	1.4	2.8	4.9	6.3	9.5	54.0
03-04	1.2	2.9	4.8	7.7	11.9	9.5
04-05	1.0	2.5	4.6	7.7	11.9	2.1
05-06	0.7	1.8	4.6	7.8	12.5	0.8
06-07	0.3	1.3	3.4	7.4	9.8	1.5
07-08	0.2	0.7	1.5	4.5	7.3	3.2
08-09	0.0	0.5	1.5	3.8	6.4	1.1
09-10	0.0	0.8	1.7	2.8	5.4	2.3
10-11	0.0	1.0	1.5	2.5	4.8	1.9
11-12	0.0	0.3	1.3	1.8	2.9	1.5
12-13	0.0	0.0	0.5	2.0	2.6	2.3
13-14	0.0	0.2	0.7	1.7	2.5	3.1
14-15	0.0	0.0	0.2	1.0	1.7	2.9
15-16	0.0	0.0	0.3	0.8	1.3	2.9
16-17	0.0	0.2	0.5	1.5	2.5	1.6
17-18	0.0	0.0	0.3	0.8	2.0	2.9
18-19	0.0	0.2	0.5	1.0	2.3	1.5
19-20	0.0	0.3	0.5	1.1	2.1	1.6
20-21	0.0	0.0	0.3	1.2	2.5	2.7
21-22	0.0	0.0	0.0	1.7	2.5	3.9
22-23	0.0	0.7	1.4	3.5	4.7	6.8
23-00	0.4	1.9	2.8	4.7	6.4	24.2

Hourly frequencies (%) of visibility or Ceiling for August

Hour (UTC)	Visibility (m) <800 / Ceiling (ft) <200	Visibility (m) <800 / Ceiling (ft) <500	Visibility (m) <800 / Ceiling (ft) <1000	Visibility (m) <800 / Ceiling (ft) <1500	Visibility (m) <800 / Ceiling (ft) <2000	Visibility (m) <800 / Ceiling (ft) N/A
00-01	—	—	—	—	—	90.5
01-02	—	—	—	—	—	96.1
02-03	1.0	1.4	3.8	8.0	12.5	53.5
03-04	0.5	2.2	4.7	7.3	11.6	10.0
04-05	1.3	2.8	5.1	9.1	13.4	2.4
05-06	2.1	4.4	8.5	11.7	18.1	1.8
06-07	1.0	3.3	7.8	11.9	16.0	1.3
07-08	0.5	3.1	6.5	8.9	13.4	2.6
08-09	0.3	1.3	4.0	7.0	9.1	2.9
09-10	0.0	0.7	2.1	4.4	5.8	1.9
10-11	0.0	0.0	0.3	1.6	4.8	1.9
11-12	0.0	0.0	1.0	2.0	4.4	1.0
12-13	0.0	0.0	0.7	1.3	2.8	1.5
13-14	0.0	0.0	0.0	1.0	1.6	1.8
14-15	0.0	0.0	0.0	0.2	0.3	2.7
15-16	0.0	0.0	0.3	0.5	1.5	1.8
16-17	0.0	0.0	0.7	1.1	1.5	1.1
17-18	0.0	0.2	0.7	1.7	2.5	2.7
18-19	0.0	0.3	0.8	2.5	3.4	1.8
19-20	0.2	0.2	0.7	1.1	1.6	1.1
20-21	0.0	0.3	1.1	2.0	3.1	1.8
21-22	0.2	0.5	1.2	2.2	3.8	3.5
22-23	0.2	0.5	1.8	3.3	5.2	10.8
23-00	0.0	1.0	2.1	3.3	4.3	21.6

Email: climatologie@airport.etat.lu
Tél: +352 4798-27003

© Copyright MeteoLux. All rights reserved.

Administration de la navigation aérienne
4, route de Trèves
L-2632 Luxembourg

Hourly frequencies (%) of visibility or Ceiling for September

Hour (UTC)	Visibility (m) <800	<1500	<3000	<5000	<8000	
	Ceiling (ft) <200	<500	<1000	<1500	<2000	N/A
00-01	—	—	—	—	—	92.7
01-02	—	—	—	—	—	97.8
02-03	1.8	4.2	7.0	12.3	20.7	52.5
03-04	1.8	6.8	9.0	15.9	23.2	8.8
04-05	3.7	6.9	10.8	17.5	26.0	1.2
05-06	5.3	8.6	13.4	18.9	25.3	3.0
06-07	5.2	8.4	13.2	17.9	24.4	3.0
07-08	4.6	7.6	11.5	14.9	21.3	1.5
08-09	1.5	4.3	9.4	12.0	17.1	2.5
09-10	0.2	1.3	4.5	9.4	12.1	1.0
10-11	0.0	0.8	1.9	5.2	7.4	1.5
11-12	0.0	0.2	1.0	2.9	4.6	2.0
12-13	0.0	0.0	1.9	2.7	4.2	1.2
13-14	0.0	0.0	1.0	2.4	3.7	4.2
14-15	0.0	0.2	0.9	1.4	2.2	3.0
15-16	0.0	0.3	0.7	1.0	2.4	2.7
16-17	0.0	0.2	0.8	1.7	3.2	1.8
17-18	0.0	0.0	1.5	3.1	6.0	2.0
18-19	0.0	0.2	1.5	2.5	3.7	1.7
19-20	0.3	0.7	1.5	3.4	4.8	2.0
20-21	0.3	0.8	3.2	4.6	6.6	1.2
21-22	0.2	1.2	3.7	5.3	7.6	5.3
22-23	0.6	2.1	4.4	6.4	10.6	13.8
23-00	1.7	2.8	5.4	7.5	11.4	22.3

Hourly frequencies (%) of visibility or Ceiling for October

Hour (UTC)	Visibility (m) <800	<1500	<3000	<5000	<8000	
	Ceiling (ft) <200	<500	<1000	<1500	<2000	N/A
00-01	—	—	—	—	—	90.0
01-02	—	—	—	—	—	96.1
02-03	7.7	12.5	20.9	30.0	42.1	52.1
03-04	6.9	13.0	23.5	31.1	40.6	9.4
04-05	9.9	15.9	25.3	34.8	44.8	1.8
05-06	10.9	16.8	23.9	34.8	46.4	2.3
06-07	11.2	16.7	24.8	36.5	45.9	2.3
07-08	9.8	14.3	22.6	31.3	42.3	3.1
08-09	5.6	10.5	18.0	26.1	34.6	1.6
09-10	2.6	6.4	15.2	24.7	32.9	1.5
10-11	1.4	4.6	8.6	16.8	22.8	4.7
11-12	1.2	3.0	6.9	13.2	16.8	2.3
12-13	0.8	2.0	5.4	10.5	14.5	1.9
13-14	0.3	1.3	5.1	8.7	12.2	1.8
14-15	0.5	1.3	2.3	7.5	12.7	2.6
15-16	0.3	1.3	1.8	4.2	9.2	3.2
16-17	0.2	1.3	2.8	5.1	9.1	2.3
17-18	0.0	1.7	4.3	8.0	12.8	2.7
18-19	0.7	2.5	4.4	7.4	11.5	1.5
19-20	1.2	3.8	6.6	10.0	14.7	2.1
20-21	1.6	4.4	7.7	12.0	18.2	1.6
21-22	2.8	6.2	9.2	12.5	19.3	3.1
22-23	3.6	8.8	11.1	17.0	22.9	10.0
23-00	4.1	8.9	14.3	22.2	27.0	22.3

Email: climatologie@airport.etat.lu
Tél: +352 4798-27003
© Copyright MeteoLux. All rights reserved.
Administration de la navigation aérienne
4, route de Trèves
L-2632 Luxembourg

Hourly frequencies (%) of visibility or Ceiling for November

Hour (UTC)	Visibility (m) <800	<1500	<3000	<5000	<8000	
	Ceiling (ft) <200	<500	<1000	<1500	<2000	N/A
00-01	—	—	—	—	—	83.8
01-02	—	—	—	—	—	93.8
02-03	13.1	19.0	32.4	45.2	56.6	51.7
03-04	13.3	19.0	29.6	40.4	52.6	12.2
04-05	13.0	21.6	32.2	40.9	53.4	5.2
05-06	15.5	24.8	34.5	41.9	54.0	3.3
06-07	16.7	25.0	34.8	44.8	56.8	1.3
07-08	17.3	26.8	35.9	48.8	58.4	1.0
08-09	15.4	25.7	35.5	47.2	57.6	2.8
09-10	12.4	20.7	29.3	41.3	52.3	3.2
10-11	11.2	17.5	25.3	36.0	47.0	1.8
11-12	7.0	12.3	20.1	29.7	38.9	2.3
12-13	5.3	12.2	17.6	26.7	33.4	2.7
13-14	4.5	9.2	14.6	21.7	27.6	2.7
14-15	5.3	9.9	14.5	21.4	30.1	2.0
15-16	7.1	11.5	15.9	24.4	32.2	1.7
16-17	8.4	14.4	18.0	25.2	34.2	2.7
17-18	9.0	13.5	16.7	24.4	32.6	2.3
18-19	8.7	12.6	18.0	24.1	33.4	1.8
19-20	8.4	13.5	21.6	28.3	38.5	2.7
20-21	8.7	14.8	23.5	31.4	39.6	2.3
21-22	10.0	15.3	23.1	30.1	40.6	2.0
22-23	10.8	16.6	24.1	31.8	43.3	2.7
23-00	10.0	16.5	25.0	35.0	47.6	10.0

Hourly frequencies (%) of visibility or Ceiling for December

Hour (UTC)	Visibility (m) <800	<1500	<3000	<5000	<8000	
	Ceiling (ft) <200	<500	<1000	<1500	<2000	N/A
00-01	—	—	—	—	—	77.3
01-02	—	—	—	—	—	91.3
02-03	17.8	27.4	38.4	48.6	60.3	52.9
03-04	16.9	26.5	37.8	50.7	59.7	16.0
04-05	16.3	27.1	39.2	49.0	59.1	8.2
05-06	17.4	28.0	40.4	49.0	58.2	3.9
06-07	19.3	30.9	43.2	52.7	61.3	2.9
07-08	18.0	30.7	45.2	56.4	66.7	2.3
08-09	19.8	31.8	46.1	55.5	62.6	2.1
09-10	17.1	29.1	42.5	50.0	58.6	2.9
10-11	15.7	24.9	35.9	42.5	53.0	2.1
11-12	13.0	21.4	33.9	40.6	49.2	1.9
12-13	10.5	19.2	29.7	38.3	44.7	1.8
13-14	9.7	17.1	27.6	35.5	42.2	1.8
14-15	9.6	16.0	25.6	33.2	40.2	2.4
15-16	9.3	17.0	27.7	32.3	41.6	1.6
16-17	11.3	16.9	27.4	34.8	43.0	2.7
17-18	11.4	18.9	26.8	36.4	45.0	2.6
18-19	11.2	18.1	27.9	35.8	42.9	1.8
19-20	11.1	17.5	27.4	34.4	46.0	2.4
20-21	10.6	17.5	27.7	38.0	47.8	1.5
21-22	11.7	18.6	29.1	41.5	46.8	3.5
22-23	12.7	19.8	30.0	40.0	47.8	3.2
23-00	13.5	22.0	30.5	41.3	51.2	9.0

Email: climatologie@airport.etat.lu
Tél: +352 4798-27003

© Copyright MeteoLux. All rights reserved.

Administration de la navigation aérienne
4, route de Trèves
L-2632 Luxembourg

3 Air temperature

3.1 Frequencies of mean air temperature

3.1.1 Hourly frequencies of mean air temperature per ten-year period

Hourly frequencies (%) of mean air temperature for 2016 to 2025

Hour (UTC)	Temperature (°C)													
	<-20	-20 to -16	-15 to -11	-10 to -6	-5 to -1	0 to 4	5 to 9	10 to 14	15 to 19	20 to 24	25 to 29	30 to 34	>34	N/A
00-01	0.0	0.0	0.0	0.8	6.6	19.3	27.4	23.4	17.7	3.6	0.3	0.0	0.0	0.3
01-02	0.0	0.0	0.0	0.8	6.9	19.9	27.6	24.3	16.7	2.8	0.2	0.0	0.0	0.4
02-03	0.0	0.0	0.0	0.9	7.2	20.1	27.9	24.8	15.9	2.3	0.1	0.0	0.0	0.2
03-04	0.0	0.0	0.0	0.9	7.4	20.7	28.1	25.4	14.7	1.8	0.1	0.0	0.0	0.1
04-05	0.0	0.0	0.0	1.0	7.5	21.3	27.4	25.2	14.8	1.8	0.1	0.0	0.0	0.0
05-06	0.0	0.0	0.0	1.0	7.5	21.6	26.3	23.6	16.6	2.5	0.1	0.0	0.0	0.0
06-07	0.0	0.0	0.1	1.0	7.4	20.7	25.3	21.5	18.0	4.6	0.5	0.0	0.0	0.0
07-08	0.0	0.0	0.1	1.0	7.0	19.0	23.9	20.1	19.8	7.3	0.9	0.0	0.0	0.0
08-09	0.0	0.0	0.0	0.8	6.0	17.7	22.7	19.0	20.0	10.7	2.0	0.1	0.0	0.0
09-10	0.0	0.0	0.0	0.5	4.8	16.6	22.0	18.9	19.8	12.7	3.4	0.4	0.0	0.0
10-11	0.0	0.0	0.0	0.4	3.9	15.1	21.3	18.9	19.4	14.3	5.0	0.8	0.0	0.0
11-12	0.0	0.0	0.0	0.1	3.1	14.4	20.6	19.2	18.8	15.2	6.4	1.2	0.0	0.0
12-13	0.0	0.0	0.0	0.1	2.8	13.3	20.5	18.9	18.4	15.7	7.7	1.6	0.1	0.0
13-14	0.0	0.0	0.0	0.0	2.6	12.9	20.0	18.8	18.0	16.4	8.4	1.8	0.1	0.0
14-15	0.0	0.0	0.0	0.0	2.7	12.8	20.1	18.4	17.9	16.2	8.7	2.1	0.2	0.1
15-16	0.0	0.0	0.0	0.0	3.1	13.3	20.0	18.3	17.8	16.1	8.3	2.0	0.1	0.0
16-17	0.0	0.0	0.0	0.1	3.6	14.1	20.6	18.3	17.1	15.9	7.4	1.8	0.1	0.0
17-18	0.0	0.0	0.0	0.3	3.9	15.2	21.6	18.8	17.0	15.0	6.1	1.2	0.1	0.0
18-19	0.0	0.0	0.0	0.3	4.2	15.9	22.4	20.2	18.0	13.3	4.2	0.6	0.0	0.0
19-20	0.0	0.0	0.0	0.3	4.7	16.8	23.3	21.1	19.5	10.9	2.4	0.1	0.0	0.0
20-21	0.0	0.0	0.0	0.4	5.2	17.4	24.3	21.3	20.1	8.9	1.5	0.1	0.0	0.1
21-22	0.0	0.0	0.0	0.5	5.5	18.1	25.5	21.4	19.9	7.3	1.0	0.0	0.0	0.1
22-23	0.0	0.0	0.0	0.6	5.7	18.8	26.2	22.1	19.3	5.6	0.8	0.0	0.0	0.0
23-00	0.0	0.0	0.0	0.8	5.9	19.0	27.1	22.4	19.0	4.4	0.5	0.0	0.0	0.1

Email: climatologie@airport.etat.lu
Tél: +352 4798-27003

© Copyright MeteoLux. All rights reserved.

Administration de la navigation aérienne
4, route de Trèves
L-2632 Luxembourg

3.1.2 Monthly frequencies of mean air temperature per ten-year period

Monthly frequencies (%) of mean air temperature for 2016 to 2025

Month	Temperature (°C)													
	<-20	-20 to -16	-15 to -11	-10 to -6	-5 to -1	0 to 4	5 to 9	10 to 14	15 to 19	20 to 24	25 to 29	30 to 34	>34	N/A
January	0.0	0.0	0.1	3.1	24.9	44.3	25.2	2.4	0.0	0.0	0.0	0.0	0.0	0.1
February	0.0	0.0	0.1	2.1	13.6	38.2	38.2	7.0	0.7	0.0	0.0	0.0	0.0	0.0
March	0.0	0.0	0.0	0.1	4.4	28.5	45.0	17.7	3.9	0.3	0.0	0.0	0.0	0.1
April	0.0	0.0	0.0	0.0	1.2	15.1	35.6	30.6	13.3	4.0	0.3	0.0	0.0	0.0
May	0.0	0.0	0.0	0.0	0.0	1.8	18.2	39.8	27.2	11.0	1.9	0.1	0.0	0.0
June	0.0	0.0	0.0	0.0	0.0	0.0	1.8	21.8	40.3	24.5	10.0	1.6	0.0	0.1
July	0.0	0.0	0.0	0.0	0.0	0.0	0.3	14.4	42.7	29.2	10.8	2.2	0.3	0.1
August	0.0	0.0	0.0	0.0	0.0	0.0	0.6	15.6	41.2	28.1	11.5	2.9	0.1	0.1
September	0.0	0.0	0.0	0.0	0.0	0.2	10.5	36.2	35.3	13.9	3.7	0.3	0.0	0.2
October	0.0	0.0	0.0	0.0	0.0	3.7	31.6	49.9	12.7	2.1	0.0	0.0	0.0	0.1
November	0.0	0.0	0.0	0.1	3.6	34.3	48.6	12.7	0.8	0.0	0.0	0.0	0.0	0.0
December	0.0	0.0	0.0	0.9	15.6	43.8	34.2	5.3	0.1	0.0	0.0	0.0	0.0	0.1

Email: climatologie@airport.etat.lu
Tél: +352 4798-27003

© Copyright MeteoLux. All rights reserved.

Administration de la navigation aérienne
4, route de Trèves
L-2632 Luxembourg

3.1.3 Hourly frequencies of mean air temperature per month

Hourly frequencies (%) of mean air temperature for January

Hour (UTC)	Temperature (°C)													
	<-20	-20 to -16	-15 to -11	-10 to -6	-5 to -1	0 to 4	5 to 9	10 to 14	15 to 19	20 to 24	25 to 29	30 to 34	>34	N/A
00-01	0.0	0.0	0.0	5.0	28.3	39.6	25.1	1.9	0.0	0.0	0.0	0.0	0.0	0.3
01-02	0.0	0.0	0.0	5.0	29.3	39.8	24.2	1.6	0.0	0.0	0.0	0.0	0.0	0.8
02-03	0.0	0.0	0.0	5.2	29.0	40.1	23.8	1.9	0.0	0.0	0.0	0.0	0.0	0.3
03-04	0.0	0.0	0.0	5.5	28.5	41.6	22.7	1.6	0.0	0.0	0.0	0.0	0.0	0.0
04-05	0.0	0.0	0.0	6.0	27.3	43.8	21.3	1.6	0.0	0.0	0.0	0.0	0.0	0.2
05-06	0.0	0.0	0.2	5.8	28.1	44.0	20.6	1.3	0.0	0.0	0.0	0.0	0.0	0.0
06-07	0.0	0.0	0.3	5.6	29.0	44.0	19.7	1.3	0.0	0.0	0.0	0.0	0.0	0.0
07-08	0.0	0.0	0.3	6.5	29.8	42.6	19.2	1.6	0.0	0.0	0.0	0.0	0.0	0.0
08-09	0.0	0.0	0.3	4.8	28.5	43.9	20.8	1.6	0.0	0.0	0.0	0.0	0.0	0.0
09-10	0.0	0.0	0.2	3.1	24.2	47.2	23.4	1.9	0.0	0.0	0.0	0.0	0.0	0.2
10-11	0.0	0.0	0.0	2.1	23.2	43.7	28.5	2.4	0.0	0.0	0.0	0.0	0.0	0.0
11-12	0.0	0.0	0.0	0.6	20.3	46.3	29.7	3.1	0.0	0.0	0.0	0.0	0.0	0.0
12-13	0.0	0.0	0.0	0.2	18.5	45.8	31.1	4.4	0.0	0.0	0.0	0.0	0.0	0.0
13-14	0.0	0.0	0.0	0.0	17.3	46.0	31.5	5.3	0.0	0.0	0.0	0.0	0.0	0.0
14-15	0.0	0.0	0.0	0.0	17.0	47.3	31.3	4.4	0.0	0.0	0.0	0.0	0.0	0.2
15-16	0.0	0.0	0.0	0.0	19.0	47.1	30.6	3.2	0.0	0.0	0.0	0.0	0.0	0.0
16-17	0.0	0.0	0.0	0.8	22.3	47.1	27.6	2.3	0.0	0.0	0.0	0.0	0.0	0.0
17-18	0.0	0.0	0.0	1.3	23.2	47.6	25.5	2.4	0.0	0.0	0.0	0.0	0.0	0.0
18-19	0.0	0.0	0.0	1.5	23.9	47.3	24.8	2.6	0.0	0.0	0.0	0.0	0.0	0.0
19-20	0.0	0.0	0.0	1.6	25.5	45.8	24.5	2.6	0.0	0.0	0.0	0.0	0.0	0.0
20-21	0.0	0.0	0.0	2.1	26.8	44.7	24.0	2.4	0.0	0.0	0.0	0.0	0.0	0.0
21-22	0.0	0.0	0.0	2.6	27.3	42.7	24.8	2.6	0.0	0.0	0.0	0.0	0.0	0.0
22-23	0.0	0.0	0.0	4.2	26.1	42.9	24.4	2.4	0.0	0.0	0.0	0.0	0.0	0.0
23-00	0.0	0.0	0.0	5.3	25.8	41.8	25.1	1.9	0.0	0.0	0.0	0.0	0.0	0.5

Hourly frequencies (%) of mean air temperature for February

Hour (UTC)	Temperature (°C)													
	<-20	-20 to -16	-15 to -11	-10 to -6	-5 to -1	0 to 4	5 to 9	10 to 14	15 to 19	20 to 24	25 to 29	30 to 34	>34	N/A
00-01	0.0	0.0	0.0	2.8	19.3	40.5	33.5	3.9	0.0	0.0	0.0	0.0	0.0	0.2
01-02	0.0	0.0	0.0	2.8	19.6	41.5	32.9	3.2	0.0	0.0	0.0	0.0	0.0	0.0
02-03	0.0	0.0	0.0	3.5	20.0	41.3	32.5	2.7	0.0	0.0	0.0	0.0	0.0	0.0
03-04	0.0	0.0	0.4	3.7	21.0	41.3	31.6	1.9	0.0	0.0	0.0	0.0	0.0	0.0
04-05	0.0	0.0	0.4	3.7	22.4	41.3	30.7	1.4	0.0	0.0	0.0	0.0	0.0	0.0
05-06	0.0	0.0	0.4	3.7	22.3	41.5	31.3	0.9	0.0	0.0	0.0	0.0	0.0	0.0
06-07	0.0	0.0	0.4	4.2	22.1	41.2	31.6	0.5	0.0	0.0	0.0	0.0	0.0	0.0
07-08	0.0	0.0	0.4	3.4	20.5	43.1	31.8	0.9	0.0	0.0	0.0	0.0	0.0	0.0
08-09	0.0	0.0	0.0	2.7	17.7	42.4	34.1	3.2	0.0	0.0	0.0	0.0	0.0	0.0
09-10	0.0	0.0	0.0	1.8	14.1	38.2	39.8	6.2	0.0	0.0	0.0	0.0	0.0	0.0
10-11	0.0	0.0	0.0	1.2	8.3	38.0	42.9	8.8	0.7	0.0	0.0	0.0	0.0	0.0
11-12	0.0	0.0	0.0	0.5	5.1	38.3	42.8	11.8	1.4	0.0	0.0	0.0	0.0	0.0
12-13	0.0	0.0	0.0	0.4	5.1	34.9	43.0	13.8	2.8	0.0	0.0	0.0	0.0	0.2
13-14	0.0	0.0	0.0	0.2	4.8	30.4	46.1	15.4	3.2	0.0	0.0	0.0	0.0	0.0
14-15	0.0	0.0	0.0	0.0	4.9	29.0	45.6	17.7	2.8	0.0	0.0	0.0	0.0	0.0
15-16	0.0	0.0	0.0	0.0	5.3	31.1	44.3	16.4	2.8	0.0	0.0	0.0	0.0	0.0
16-17	0.0	0.0	0.0	0.4	5.5	35.2	43.6	13.4	1.9	0.0	0.0	0.0	0.0	0.0
17-18	0.0	0.0	0.0	1.6	6.7	37.5	43.8	9.4	1.1	0.0	0.0	0.0	0.0	0.0
18-19	0.0	0.0	0.0	2.3	9.2	36.4	43.3	8.8	0.0	0.0	0.0	0.0	0.0	0.0
19-20	0.0	0.0	0.0	1.9	11.3	37.5	41.7	7.6	0.0	0.0	0.0	0.0	0.0	0.0
20-21	0.0	0.0	0.0	2.5	12.7	39.0	39.0	6.7	0.0	0.0	0.0	0.0	0.0	0.0
21-22	0.0	0.0	0.0	2.5	14.8	40.1	37.5	5.1	0.0	0.0	0.0	0.0	0.0	0.0
22-23	0.0	0.0	0.0	2.8	16.8	38.9	37.3	4.2	0.0	0.0	0.0	0.0	0.0	0.0
23-00	0.0	0.0	0.0	3.0	17.8	39.0	36.4	3.7	0.0	0.0	0.0	0.0	0.0	0.0

Email: climatologie@airport.etat.lu
Tél: +352 4798-27003

© Copyright MeteoLux. All rights reserved.

Administration de la navigation aérienne
4, route de Trèves
L-2632 Luxembourg

Hourly frequencies (%) of mean air temperature for March

Hour (UTC)	Temperature (°C)													
	<-20	-20 to -16	-15 to -11	-10 to -6	-5 to -1	0 to 4	5 to 9	10 to 14	15 to 19	20 to 24	25 to 29	30 to 34	>34	N/A
00-01	0.0	0.0	0.0	0.3	7.1	39.1	47.5	5.7	0.3	0.0	0.0	0.0	0.0	0.2
01-02	0.0	0.0	0.0	0.3	8.1	40.6	45.5	5.2	0.3	0.0	0.0	0.0	0.0	0.6
02-03	0.0	0.0	0.0	0.3	9.2	40.3	45.8	4.4	0.0	0.0	0.0	0.0	0.0	0.3
03-04	0.0	0.0	0.0	0.3	10.8	41.5	43.3	4.0	0.0	0.0	0.0	0.0	0.0	0.2
04-05	0.0	0.0	0.0	0.3	11.5	43.1	41.7	3.4	0.0	0.0	0.0	0.0	0.0	0.2
05-06	0.0	0.0	0.0	0.3	11.3	43.9	41.6	2.9	0.0	0.0	0.0	0.0	0.0	0.0
06-07	0.0	0.0	0.0	0.3	9.4	44.5	41.1	4.7	0.0	0.0	0.0	0.0	0.0	0.0
07-08	0.0	0.0	0.0	0.3	5.8	39.1	44.7	9.9	0.2	0.0	0.0	0.0	0.0	0.2
08-09	0.0	0.0	0.0	0.3	2.9	33.9	47.1	15.2	0.6	0.0	0.0	0.0	0.0	0.0
09-10	0.0	0.0	0.0	0.2	1.8	28.1	45.6	22.4	1.9	0.0	0.0	0.0	0.0	0.0
10-11	0.0	0.0	0.0	0.0	1.6	20.3	44.7	28.5	4.8	0.0	0.0	0.0	0.0	0.0
11-12	0.0	0.0	0.0	0.0	1.8	14.0	45.3	29.8	8.7	0.3	0.0	0.0	0.0	0.0
12-13	0.0	0.0	0.0	0.0	1.3	10.0	45.5	31.6	10.8	0.8	0.0	0.0	0.0	0.0
13-14	0.0	0.0	0.0	0.0	1.3	9.7	40.8	33.2	13.9	1.1	0.0	0.0	0.0	0.0
14-15	0.0	0.0	0.0	0.0	1.3	9.0	41.0	32.3	14.7	1.6	0.0	0.0	0.0	0.2
15-16	0.0	0.0	0.0	0.0	1.3	9.7	41.9	31.9	13.9	1.3	0.0	0.0	0.0	0.0
16-17	0.0	0.0	0.0	0.0	1.3	11.0	45.6	30.2	11.1	0.8	0.0	0.0	0.0	0.0
17-18	0.0	0.0	0.0	0.0	1.6	17.4	45.6	30.0	4.8	0.5	0.0	0.0	0.0	0.0
18-19	0.0	0.0	0.0	0.0	1.6	23.7	45.8	26.3	2.6	0.0	0.0	0.0	0.0	0.0
19-20	0.0	0.0	0.0	0.0	1.8	27.9	46.5	22.1	1.8	0.0	0.0	0.0	0.0	0.0
20-21	0.0	0.0	0.0	0.0	2.3	30.8	48.2	17.4	1.3	0.0	0.0	0.0	0.0	0.0
21-22	0.0	0.0	0.0	0.0	2.7	34.0	48.2	14.0	1.0	0.0	0.0	0.0	0.0	0.0
22-23	0.0	0.0	0.0	0.0	3.7	36.8	47.4	11.1	1.0	0.0	0.0	0.0	0.0	0.0
23-00	0.0	0.0	0.0	0.0	5.3	36.9	48.2	9.4	0.2	0.0	0.0	0.0	0.0	0.0

Hourly frequencies (%) of mean air temperature for April

Hour (UTC)	Temperature (°C)													
	<-20	-20 to -16	-15 to -11	-10 to -6	-5 to -1	0 to 4	5 to 9	10 to 14	15 to 19	20 to 24	25 to 29	30 to 34	>34	N/A
00-01	0.0	0.0	0.0	0.0	2.0	25.0	43.2	24.8	5.0	0.0	0.0	0.0	0.0	0.0
01-02	0.0	0.0	0.0	0.0	2.7	27.1	44.3	21.7	4.2	0.0	0.0	0.0	0.0	0.3
02-03	0.0	0.0	0.0	0.0	3.2	28.9	44.6	20.5	2.9	0.0	0.0	0.0	0.0	0.7
03-04	0.0	0.0	0.0	0.0	4.3	30.2	44.8	19.3	1.3	0.0	0.0	0.0	0.0	0.0
04-05	0.0	0.0	0.0	0.0	4.2	32.5	44.5	17.5	1.3	0.0	0.0	0.0	0.0	0.0
05-06	0.0	0.0	0.0	0.0	3.5	32.5	43.3	19.3	1.3	0.0	0.0	0.0	0.0	0.0
06-07	0.0	0.0	0.0	0.0	2.2	25.5	45.2	24.7	2.5	0.0	0.0	0.0	0.0	0.0
07-08	0.0	0.0	0.0	0.0	0.3	18.0	44.8	30.2	6.3	0.3	0.0	0.0	0.0	0.0
08-09	0.0	0.0	0.0	0.0	0.3	11.2	39.0	35.8	12.2	1.5	0.0	0.0	0.0	0.0
09-10	0.0	0.0	0.0	0.0	0.2	8.2	33.8	37.3	17.5	3.0	0.0	0.0	0.0	0.0
10-11	0.0	0.0	0.0	0.0	0.2	6.0	28.7	40.5	19.3	5.2	0.2	0.0	0.0	0.0
11-12	0.0	0.0	0.0	0.0	0.0	4.8	26.0	37.0	22.5	9.2	0.5	0.0	0.0	0.0
12-13	0.0	0.0	0.0	0.0	0.0	3.5	24.3	36.2	24.5	10.7	0.8	0.0	0.0	0.0
13-14	0.0	0.0	0.0	0.0	0.0	3.8	21.5	35.2	26.5	11.5	1.5	0.0	0.0	0.0
14-15	0.0	0.0	0.0	0.0	0.0	3.0	20.5	36.0	26.0	13.2	1.3	0.0	0.0	0.0
15-16	0.0	0.0	0.0	0.0	0.0	4.0	19.5	36.8	25.0	13.3	1.3	0.0	0.0	0.0
16-17	0.0	0.0	0.0	0.0	0.2	4.3	22.0	36.0	24.5	11.8	1.2	0.0	0.0	0.0
17-18	0.0	0.0	0.0	0.0	0.0	6.0	26.8	35.8	22.0	9.0	0.3	0.0	0.0	0.0
18-19	0.0	0.0	0.0	0.0	0.3	7.5	30.8	39.2	18.8	3.3	0.0	0.0	0.0	0.0
19-20	0.0	0.0	0.0	0.0	0.8	9.8	36.1	36.6	15.7	1.0	0.0	0.0	0.0	0.2
20-21	0.0	0.0	0.0	0.0	1.0	12.3	40.2	34.0	11.7	0.8	0.0	0.0	0.0	0.0
21-22	0.0	0.0	0.0	0.0	1.2	15.3	42.2	29.8	10.8	0.7	0.0	0.0	0.0	0.0
22-23	0.0	0.0	0.0	0.0	1.2	19.8	43.0	27.0	8.5	0.5	0.0	0.0	0.0	0.0
23-00	0.0	0.0	0.0	0.0	1.2	22.3	45.8	22.8	7.8	0.0	0.0	0.0	0.0	0.0

Email: climatologie@airport.etat.lu
Tél: +352 4798-27003

© Copyright MeteoLux. All rights reserved.

Administration de la navigation aérienne
4, route de Trèves
L-2632 Luxembourg

Hourly frequencies (%) of mean air temperature for May

Hour (UTC)	Temperature (°C)													
	<-20	-20 to -16	-15 to -11	-10 to -6	-5 to -1	0 to 4	5 to 9	10 to 14	15 to 19	20 to 24	25 to 29	30 to 34	>34	N/A
00-01	0.0	0.0	0.0	0.0	0.0	3.5	34.0	46.5	14.4	1.6	0.0	0.0	0.0	0.0
01-02	0.0	0.0	0.0	0.0	0.0	4.0	37.3	45.2	12.6	1.0	0.0	0.0	0.0	0.0
02-03	0.0	0.0	0.0	0.0	0.0	6.0	38.4	44.5	10.5	0.6	0.0	0.0	0.0	0.0
03-04	0.0	0.0	0.0	0.0	0.0	6.3	40.6	45.2	7.6	0.3	0.0	0.0	0.0	0.0
04-05	0.0	0.0	0.0	0.0	0.0	6.8	39.4	45.6	7.6	0.6	0.0	0.0	0.0	0.0
05-06	0.0	0.0	0.0	0.0	0.0	5.2	33.1	49.2	11.3	1.3	0.0	0.0	0.0	0.0
06-07	0.0	0.0	0.0	0.0	0.0	3.1	27.9	47.9	18.7	2.4	0.0	0.0	0.0	0.0
07-08	0.0	0.0	0.0	0.0	0.0	1.3	19.0	46.8	28.4	4.5	0.0	0.0	0.0	0.0
08-09	0.0	0.0	0.0	0.0	0.0	0.8	13.1	41.5	34.8	9.5	0.3	0.0	0.0	0.0
09-10	0.0	0.0	0.0	0.0	0.0	0.5	8.5	36.9	38.4	14.2	1.5	0.0	0.0	0.0
10-11	0.0	0.0	0.0	0.0	0.0	0.2	6.3	33.4	37.9	19.8	2.4	0.0	0.0	0.0
11-12	0.0	0.0	0.0	0.0	0.0	0.0	4.5	32.0	35.9	24.6	3.1	0.0	0.0	0.2
12-13	0.0	0.0	0.0	0.0	0.0	0.0	4.0	27.3	38.2	24.4	5.5	0.6	0.0	0.0
13-14	0.0	0.0	0.0	0.0	0.0	0.0	3.5	25.6	38.5	25.3	6.3	0.6	0.0	0.0
14-15	0.0	0.0	0.0	0.0	0.0	0.0	3.5	25.8	38.9	23.7	7.4	0.6	0.0	0.0
15-16	0.0	0.0	0.0	0.0	0.0	0.0	3.4	26.3	38.1	24.5	7.3	0.5	0.0	0.0
16-17	0.0	0.0	0.0	0.0	0.0	0.0	3.5	28.2	37.1	25.3	5.5	0.3	0.0	0.0
17-18	0.0	0.0	0.0	0.0	0.0	0.0	4.2	33.5	35.5	23.1	3.7	0.0	0.0	0.0
18-19	0.0	0.0	0.0	0.0	0.0	0.3	6.5	39.0	35.8	16.8	1.6	0.0	0.0	0.0
19-20	0.0	0.0	0.0	0.0	0.0	0.3	12.1	44.5	34.7	7.4	1.0	0.0	0.0	0.0
20-21	0.0	0.0	0.0	0.0	0.0	0.6	17.6	45.2	31.1	5.2	0.3	0.0	0.0	0.0
21-22	0.0	0.0	0.0	0.0	0.0	1.0	21.8	47.6	26.6	3.1	0.0	0.0	0.0	0.0
22-23	0.0	0.0	0.0	0.0	0.0	1.5	25.6	49.0	21.5	2.4	0.0	0.0	0.0	0.0
23-00	0.0	0.0	0.0	0.0	0.0	1.9	28.5	48.7	19.0	1.8	0.0	0.0	0.0	0.0

Hourly frequencies (%) of mean air temperature for June

Hour (UTC)	Temperature (°C)													
	<-20	-20 to -16	-15 to -11	-10 to -6	-5 to -1	0 to 4	5 to 9	10 to 14	15 to 19	20 to 24	25 to 29	30 to 34	>34	N/A
00-01	0.0	0.0	0.0	0.0	0.0	0.0	4.2	39.4	47.4	9.0	0.0	0.0	0.0	0.2
01-02	0.0	0.0	0.0	0.0	0.0	0.0	6.2	41.7	45.6	6.5	0.0	0.0	0.0	0.2
02-03	0.0	0.0	0.0	0.0	0.0	0.0	6.5	45.5	43.5	4.5	0.0	0.0	0.0	0.0
03-04	0.0	0.0	0.0	0.0	0.0	0.0	7.5	47.2	41.5	3.8	0.0	0.0	0.0	0.0
04-05	0.0	0.0	0.0	0.0	0.0	0.0	6.0	45.2	44.8	4.0	0.0	0.0	0.0	0.0
05-06	0.0	0.0	0.0	0.0	0.0	0.0	3.5	38.3	50.0	7.8	0.3	0.0	0.0	0.0
06-07	0.0	0.0	0.0	0.0	0.0	0.0	1.5	31.0	50.2	16.3	1.0	0.0	0.0	0.0
07-08	0.0	0.0	0.0	0.0	0.0	0.0	0.0	21.8	50.0	25.7	2.5	0.0	0.0	0.0
08-09	0.0	0.0	0.0	0.0	0.0	0.0	0.0	15.2	43.3	35.8	5.7	0.0	0.0	0.0
09-10	0.0	0.0	0.0	0.0	0.0	0.0	0.0	11.0	41.8	34.7	11.8	0.7	0.0	0.0
10-11	0.0	0.0	0.0	0.0	0.0	0.0	0.0	7.8	37.0	36.3	17.0	1.8	0.0	0.0
11-12	0.0	0.0	0.0	0.0	0.0	0.0	0.0	6.3	34.3	34.3	21.7	3.3	0.0	0.0
12-13	0.0	0.0	0.0	0.0	0.0	0.0	0.0	5.3	30.2	36.0	24.3	4.0	0.2	0.0
13-14	0.0	0.0	0.0	0.0	0.0	0.0	0.0	5.0	27.2	36.3	26.7	4.7	0.2	0.0
14-15	0.0	0.0	0.0	0.0	0.0	0.0	0.0	4.5	28.2	34.2	27.2	5.8	0.2	0.0
15-16	0.0	0.0	0.0	0.0	0.0	0.0	0.0	4.7	29.7	34.7	24.8	6.2	0.0	0.0
16-17	0.0	0.0	0.0	0.0	0.0	0.0	0.2	4.7	30.2	36.0	23.2	5.8	0.0	0.0
17-18	0.0	0.0	0.0	0.0	0.0	0.0	0.2	5.8	32.5	36.3	21.3	3.8	0.0	0.0
18-19	0.0	0.0	0.0	0.0	0.0	0.0	0.0	10.0	35.0	37.8	15.0	2.2	0.0	0.0
19-20	0.0	0.0	0.0	0.0	0.0	0.0	0.5	17.0	41.3	33.2	8.0	0.0	0.0	0.0
20-21	0.0	0.0	0.0	0.0	0.0	0.0	0.7	21.6	44.6	28.5	4.7	0.0	0.0	0.5
21-22	0.0	0.0	0.0	0.0	0.0	0.0	1.3	26.5	46.6	22.7	2.8	0.0	0.0	0.2
22-23	0.0	0.0	0.0	0.0	0.0	0.0	1.7	32.3	46.2	18.1	1.7	0.0	0.0	0.5
23-00	0.0	0.0	0.0	0.0	0.0	0.0	2.5	36.2	46.6	14.5	0.2	0.0	0.0	0.2

Email: climatologie@airport.etat.lu
Tél: +352 4798-27003

© Copyright MeteoLux. All rights reserved.

Administration de la navigation aérienne
4, route de Trèves
L-2632 Luxembourg

Hourly frequencies (%) of mean air temperature for July

Hour (UTC)	Temperature (°C)													
	<-20	-20 to -16	-15 to -11	-10 to -6	-5 to -1	0 to 4	5 to 9	10 to 14	15 to 19	20 to 24	25 to 29	30 to 34	>34	N/A
00-01	0.0	0.0	0.0	0.0	0.0	0.0	0.5	28.3	57.4	12.2	1.6	0.0	0.0	0.8
01-02	0.0	0.0	0.0	0.0	0.0	0.0	1.3	34.6	53.0	10.1	1.0	0.0	0.0	0.8
02-03	0.0	0.0	0.0	0.0	0.0	0.0	1.6	37.1	52.1	8.6	0.6	0.0	0.0	0.3
03-04	0.0	0.0	0.0	0.0	0.0	0.0	1.6	41.9	49.8	6.0	0.6	0.0	0.0	0.0
04-05	0.0	0.0	0.0	0.0	0.0	0.0	1.1	42.1	48.9	7.3	0.6	0.0	0.0	0.0
05-06	0.0	0.0	0.0	0.0	0.0	0.0	0.2	31.1	57.7	9.8	1.1	0.0	0.0	0.0
06-07	0.0	0.0	0.0	0.0	0.0	0.0	0.0	19.8	60.5	17.3	2.4	0.0	0.0	0.0
07-08	0.0	0.0	0.0	0.0	0.0	0.0	0.0	11.6	58.9	25.2	4.0	0.3	0.0	0.0
08-09	0.0	0.0	0.0	0.0	0.0	0.0	0.0	6.8	47.4	36.3	8.5	1.0	0.0	0.0
09-10	0.0	0.0	0.0	0.0	0.0	0.0	0.0	5.3	37.9	42.1	11.6	2.9	0.2	0.0
10-11	0.0	0.0	0.0	0.0	0.0	0.0	0.0	2.6	34.0	42.4	16.9	3.7	0.3	0.0
11-12	0.0	0.0	0.0	0.0	0.0	0.0	0.0	2.3	27.9	43.1	21.5	4.7	0.5	0.2
12-13	0.0	0.0	0.0	0.0	0.0	0.0	0.0	2.4	24.5	42.4	24.4	5.5	0.8	0.0
13-14	0.0	0.0	0.0	0.0	0.0	0.0	0.0	2.7	20.3	44.0	26.3	5.6	1.0	0.0
14-15	0.0	0.0	0.0	0.0	0.0	0.0	0.0	1.5	20.6	42.9	26.6	7.1	1.3	0.0
15-16	0.0	0.0	0.0	0.0	0.0	0.0	0.0	1.1	20.0	45.0	25.8	6.6	1.5	0.0
16-17	0.0	0.0	0.0	0.0	0.0	0.0	0.0	1.6	21.1	45.8	24.5	5.6	1.3	0.0
17-18	0.0	0.0	0.0	0.0	0.0	0.0	0.0	2.4	25.3	45.5	21.6	4.4	0.8	0.0
18-19	0.0	0.0	0.0	0.0	0.0	0.0	0.0	3.9	32.7	44.7	15.8	2.6	0.3	0.0
19-20	0.0	0.0	0.0	0.0	0.0	0.0	0.0	5.2	44.2	41.1	8.2	1.3	0.0	0.0
20-21	0.0	0.0	0.0	0.0	0.0	0.0	0.0	9.0	53.0	31.3	6.0	0.6	0.0	0.2
21-22	0.0	0.0	0.0	0.0	0.0	0.0	0.0	12.4	58.2	25.0	3.9	0.5	0.0	0.0
22-23	0.0	0.0	0.0	0.0	0.0	0.0	0.0	18.2	59.8	18.5	3.1	0.3	0.0	0.0
23-00	0.0	0.0	0.0	0.0	0.0	0.0	0.0	22.6	60.2	14.2	3.1	0.0	0.0	0.0

Hourly frequencies (%) of mean air temperature for August

Hour (UTC)	Temperature (°C)													
	<-20	-20 to -16	-15 to -11	-10 to -6	-5 to -1	0 to 4	5 to 9	10 to 14	15 to 19	20 to 24	25 to 29	30 to 34	>34	N/A
00-01	0.0	0.0	0.0	0.0	0.0	0.0	1.3	29.3	50.2	16.7	2.4	0.0	0.0	0.3
01-02	0.0	0.0	0.0	0.0	0.0	0.0	2.1	31.4	51.5	13.8	1.3	0.0	0.0	0.3
02-03	0.0	0.0	0.0	0.0	0.0	0.0	2.6	33.1	51.7	11.6	1.0	0.0	0.0	0.2
03-04	0.0	0.0	0.0	0.0	0.0	0.0	3.1	36.0	50.2	10.6	0.2	0.0	0.0	0.0
04-05	0.0	0.0	0.0	0.0	0.0	0.0	2.7	38.7	49.2	9.4	0.0	0.0	0.0	0.0
05-06	0.0	0.0	0.0	0.0	0.0	0.0	1.6	35.8	52.1	10.2	0.3	0.0	0.0	0.0
06-07	0.0	0.0	0.0	0.0	0.0	0.0	0.2	27.6	52.5	17.6	2.1	0.0	0.0	0.2
07-08	0.0	0.0	0.0	0.0	0.0	0.0	0.0	17.8	51.4	26.2	4.7	0.0	0.0	0.2
08-09	0.0	0.0	0.0	0.0	0.0	0.0	0.0	8.4	47.7	34.4	9.2	0.3	0.0	0.2
09-10	0.0	0.0	0.0	0.0	0.0	0.0	0.0	4.5	41.5	38.2	14.2	1.6	0.0	0.0
10-11	0.0	0.0	0.0	0.0	0.0	0.0	0.0	1.8	37.4	38.4	18.7	3.7	0.0	0.0
11-12	0.0	0.0	0.0	0.0	0.0	0.0	0.0	1.0	33.7	36.8	22.4	6.1	0.0	0.0
12-13	0.0	0.0	0.0	0.0	0.0	0.0	0.0	1.5	27.3	36.8	25.8	8.7	0.0	0.0
13-14	0.0	0.0	0.0	0.0	0.0	0.0	0.0	1.8	21.1	40.6	25.8	10.0	0.5	0.0
14-15	0.0	0.0	0.0	0.0	0.0	0.0	0.0	1.0	21.9	39.5	26.5	10.6	0.5	0.0
15-16	0.0	0.0	0.0	0.0	0.0	0.0	0.0	1.3	23.5	37.6	27.7	9.5	0.3	0.0
16-17	0.0	0.0	0.0	0.0	0.0	0.0	0.0	2.7	23.9	38.7	24.8	9.7	0.2	0.0
17-18	0.0	0.0	0.0	0.0	0.0	0.0	0.0	3.2	29.5	38.2	22.3	6.8	0.0	0.0
18-19	0.0	0.0	0.0	0.0	0.0	0.0	0.0	6.6	36.1	39.4	15.5	2.4	0.0	0.0
19-20	0.0	0.0	0.0	0.0	0.0	0.0	0.0	11.5	41.9	35.3	11.0	0.3	0.0	0.0
20-21	0.0	0.0	0.0	0.0	0.0	0.0	0.0	14.5	46.3	32.1	7.1	0.0	0.0	0.0
21-22	0.0	0.0	0.0	0.0	0.0	0.0	0.2	18.5	47.3	28.9	5.2	0.0	0.0	0.0
22-23	0.0	0.0	0.0	0.0	0.0	0.0	0.5	21.9	50.5	22.9	4.2	0.0	0.0	0.0
23-00	0.0	0.0	0.0	0.0	0.0	0.0	0.6	25.5	51.6	19.5	2.7	0.0	0.0	0.0

Email: climatologie@airport.etat.lu
Tél: +352 4798-27003

© Copyright MeteoLux. All rights reserved.

Administration de la navigation aérienne
4, route de Trèves
L-2632 Luxembourg

Hourly frequencies (%) of mean air temperature for September

Hour (UTC)	Temperature (°C)													
	<-20	-20 to -16	-15 to -11	-10 to -6	-5 to -1	0 to 4	5 to 9	10 to 14	15 to 19	20 to 24	25 to 29	30 to 34	>34	N/A
00-01	0.0	0.0	0.0	0.0	0.0	0.2	18.0	46.6	32.0	3.2	0.0	0.0	0.0	1.0
01-02	0.0	0.0	0.0	0.0	0.0	0.2	18.3	50.3	28.7	2.5	0.0	0.0	0.0	0.7
02-03	0.0	0.0	0.0	0.0	0.0	0.5	19.6	52.0	26.1	1.8	0.0	0.0	0.0	0.3
03-04	0.0	0.0	0.0	0.0	0.0	0.7	21.3	53.3	23.5	1.2	0.0	0.0	0.0	0.0
04-05	0.0	0.0	0.0	0.0	0.0	0.5	22.2	53.3	23.5	0.5	0.0	0.0	0.0	0.0
05-06	0.0	0.0	0.0	0.0	0.0	0.8	22.2	52.5	24.2	0.3	0.0	0.0	0.0	0.0
06-07	0.0	0.0	0.0	0.0	0.0	0.8	18.4	49.7	29.0	2.0	0.0	0.0	0.0	0.2
07-08	0.0	0.0	0.0	0.0	0.0	0.0	12.2	44.6	37.1	6.2	0.0	0.0	0.0	0.2
08-09	0.0	0.0	0.0	0.0	0.0	0.0	6.5	36.4	45.4	11.0	0.7	0.0	0.0	0.2
09-10	0.0	0.0	0.0	0.0	0.0	0.0	3.0	30.4	44.1	20.2	2.3	0.0	0.0	0.2
10-11	0.0	0.0	0.0	0.0	0.0	0.0	2.0	23.2	42.3	27.5	4.7	0.3	0.0	0.0
11-12	0.0	0.0	0.0	0.0	0.0	0.0	1.2	20.7	39.8	30.2	7.5	0.7	0.0	0.0
12-13	0.0	0.0	0.0	0.0	0.0	0.0	1.3	18.2	38.3	29.3	12.0	0.8	0.0	0.0
13-14	0.0	0.0	0.0	0.0	0.0	0.0	1.7	16.9	37.2	28.4	14.7	1.2	0.0	0.2
14-15	0.0	0.0	0.0	0.0	0.0	0.0	1.8	16.6	34.8	30.1	15.2	1.5	0.0	0.3
15-16	0.0	0.0	0.0	0.0	0.0	0.0	1.5	18.2	36.0	29.5	13.5	1.3	0.0	0.0
16-17	0.0	0.0	0.0	0.0	0.0	0.0	2.3	21.4	37.0	29.0	9.9	0.3	0.0	0.5
17-18	0.0	0.0	0.0	0.0	0.0	0.0	4.8	26.0	38.0	26.8	4.3	0.0	0.0	0.0
18-19	0.0	0.0	0.0	0.0	0.0	0.0	7.3	32.2	41.2	17.2	2.2	0.0	0.0	0.0
19-20	0.0	0.0	0.0	0.0	0.0	0.0	8.5	38.0	40.2	12.7	0.7	0.0	0.0	0.0
20-21	0.0	0.0	0.0	0.0	0.0	0.0	11.2	38.5	40.7	9.7	0.0	0.0	0.0	0.0
21-22	0.0	0.0	0.0	0.0	0.0	0.0	13.5	41.8	37.3	7.3	0.0	0.0	0.0	0.0
22-23	0.0	0.0	0.0	0.0	0.0	0.0	16.8	43.5	35.0	4.5	0.2	0.0	0.0	0.0
23-00	0.0	0.0	0.0	0.0	0.0	0.0	17.3	44.3	35.3	3.0	0.0	0.0	0.0	0.0

Hourly frequencies (%) of mean air temperature for October

Hour (UTC)	Temperature (°C)													
	<-20	-20 to -16	-15 to -11	-10 to -6	-5 to -1	0 to 4	5 to 9	10 to 14	15 to 19	20 to 24	25 to 29	30 to 34	>34	N/A
00-01	0.0	0.0	0.0	0.0	0.0	5.8	45.2	42.9	6.1	0.0	0.0	0.0	0.0	0.0
01-02	0.0	0.0	0.0	0.0	0.0	6.6	43.9	44.1	5.3	0.0	0.0	0.0	0.0	0.2
02-03	0.0	0.0	0.0	0.0	0.0	6.9	44.0	44.7	4.4	0.0	0.0	0.0	0.0	0.0
03-04	0.0	0.0	0.0	0.0	0.0	8.1	45.3	43.9	2.8	0.0	0.0	0.0	0.0	0.3
04-05	0.0	0.0	0.0	0.0	0.0	8.5	44.8	43.7	2.9	0.0	0.0	0.0	0.0	0.0
05-06	0.0	0.0	0.0	0.0	0.0	9.4	45.9	42.2	2.6	0.0	0.0	0.0	0.0	0.2
06-07	0.0	0.0	0.0	0.0	0.0	8.5	46.6	41.6	3.2	0.0	0.0	0.0	0.0	0.0
07-08	0.0	0.0	0.0	0.0	0.0	6.1	41.5	46.5	6.0	0.0	0.0	0.0	0.0	0.0
08-09	0.0	0.0	0.0	0.0	0.0	3.2	34.4	53.1	9.4	0.0	0.0	0.0	0.0	0.0
09-10	0.0	0.0	0.0	0.0	0.0	1.9	27.9	55.0	15.0	0.2	0.0	0.0	0.0	0.0
10-11	0.0	0.0	0.0	0.0	0.0	1.0	19.7	58.0	18.7	2.6	0.0	0.0	0.0	0.2
11-12	0.0	0.0	0.0	0.0	0.0	1.0	12.6	60.8	20.5	5.2	0.0	0.0	0.0	0.0
12-13	0.0	0.0	0.0	0.0	0.0	0.6	9.5	57.9	23.2	8.7	0.0	0.0	0.0	0.0
13-14	0.0	0.0	0.0	0.0	0.0	0.6	7.9	55.5	26.6	9.4	0.0	0.0	0.0	0.0
14-15	0.0	0.0	0.0	0.0	0.0	0.3	9.7	53.9	26.3	9.8	0.0	0.0	0.0	0.0
15-16	0.0	0.0	0.0	0.0	0.0	0.3	12.7	54.7	24.4	7.9	0.0	0.0	0.0	0.0
16-17	0.0	0.0	0.0	0.0	0.0	0.3	18.7	57.3	19.5	4.2	0.0	0.0	0.0	0.0
17-18	0.0	0.0	0.0	0.0	0.0	0.5	25.0	57.3	15.6	1.6	0.0	0.0	0.0	0.0
18-19	0.0	0.0	0.0	0.0	0.0	0.8	28.5	54.8	14.8	1.0	0.0	0.0	0.0	0.0
19-20	0.0	0.0	0.0	0.0	0.0	1.9	32.7	50.6	14.5	0.2	0.0	0.0	0.0	0.0
20-21	0.0	0.0	0.0	0.0	0.0	1.8	35.9	49.3	13.1	0.0	0.0	0.0	0.0	0.2
21-22	0.0	0.0	0.0	0.0	0.0	3.2	40.1	45.3	11.3	0.0	0.0	0.0	0.0	0.3
22-23	0.0	0.0	0.0	0.0	0.0	4.7	42.6	42.7	10.0	0.0	0.0	0.0	0.0	0.0
23-00	0.0	0.0	0.0	0.0	0.0	5.3	44.4	42.4	7.9	0.0	0.0	0.0	0.0	0.0

Email: climatologie@airport.etat.lu
Tél: +352 4798-27003

© Copyright MeteoLux. All rights reserved.

Administration de la navigation aérienne
4, route de Trèves
L-2632 Luxembourg

Hourly frequencies (%) of mean air temperature for November

Hour (UTC)	Temperature (°C)													
	<-20	-20 to -16	-15 to -11	-10 to -6	-5 to -1	0 to 4	5 to 9	10 to 14	15 to 19	20 to 24	25 to 29	30 to 34	>34	N/A
00-01	0.0	0.0	0.0	0.3	3.7	38.6	49.2	7.9	0.3	0.0	0.0	0.0	0.0	0.3
01-02	0.0	0.0	0.0	0.2	4.7	39.6	46.9	8.3	0.3	0.0	0.0	0.0	0.0	0.2
02-03	0.0	0.0	0.0	0.3	5.7	38.3	47.7	7.7	0.3	0.0	0.0	0.0	0.0	0.0
03-04	0.0	0.0	0.0	0.2	6.5	38.1	47.4	7.5	0.3	0.0	0.0	0.0	0.0	0.2
04-05	0.0	0.0	0.0	0.3	6.3	40.0	46.5	6.5	0.3	0.0	0.0	0.0	0.0	0.0
05-06	0.0	0.0	0.0	0.3	6.2	41.3	45.5	6.3	0.3	0.0	0.0	0.0	0.0	0.0
06-07	0.0	0.0	0.0	0.3	7.3	41.5	43.3	7.2	0.3	0.0	0.0	0.0	0.0	0.0
07-08	0.0	0.0	0.0	0.2	7.0	40.5	44.3	7.5	0.5	0.0	0.0	0.0	0.0	0.0
08-09	0.0	0.0	0.0	0.0	4.0	39.3	46.7	9.3	0.7	0.0	0.0	0.0	0.0	0.0
09-10	0.0	0.0	0.0	0.0	2.3	34.3	50.0	12.7	0.7	0.0	0.0	0.0	0.0	0.0
10-11	0.0	0.0	0.0	0.0	1.2	31.3	48.8	17.3	1.3	0.0	0.0	0.0	0.0	0.0
11-12	0.0	0.0	0.0	0.0	0.8	26.5	49.7	21.3	1.7	0.0	0.0	0.0	0.0	0.0
12-13	0.0	0.0	0.0	0.0	0.7	23.8	50.0	23.2	2.3	0.0	0.0	0.0	0.0	0.0
13-14	0.0	0.0	0.0	0.0	0.7	23.0	49.3	24.0	2.8	0.2	0.0	0.0	0.0	0.0
14-15	0.0	0.0	0.0	0.0	0.7	23.7	51.0	22.3	2.2	0.0	0.0	0.0	0.0	0.0
15-16	0.0	0.0	0.0	0.0	1.5	26.0	50.3	20.7	1.5	0.0	0.0	0.0	0.0	0.0
16-17	0.0	0.0	0.0	0.0	2.2	28.3	51.5	17.7	0.3	0.0	0.0	0.0	0.0	0.0
17-18	0.0	0.0	0.0	0.0	2.0	30.3	52.7	14.7	0.3	0.0	0.0	0.0	0.0	0.0
18-19	0.0	0.0	0.0	0.0	2.7	31.2	52.7	13.2	0.3	0.0	0.0	0.0	0.0	0.0
19-20	0.0	0.0	0.0	0.0	3.5	34.3	49.5	12.2	0.5	0.0	0.0	0.0	0.0	0.0
20-21	0.0	0.0	0.0	0.0	4.5	35.8	48.2	11.2	0.3	0.0	0.0	0.0	0.0	0.0
21-22	0.0	0.0	0.0	0.0	4.2	37.7	48.3	9.5	0.3	0.0	0.0	0.0	0.0	0.0
22-23	0.0	0.0	0.0	0.0	4.0	39.3	47.2	9.2	0.3	0.0	0.0	0.0	0.0	0.0
23-00	0.0	0.0	0.0	0.2	4.3	39.5	48.7	7.0	0.3	0.0	0.0	0.0	0.0	0.0

Hourly frequencies (%) of mean air temperature for December

Hour (UTC)	Temperature (°C)													
	<-20	-20 to -16	-15 to -11	-10 to -6	-5 to -1	0 to 4	5 to 9	10 to 14	15 to 19	20 to 24	25 to 29	30 to 34	>34	N/A
00-01	0.0	0.0	0.0	1.3	20.0	42.8	30.9	5.0	0.0	0.0	0.0	0.0	0.0	0.2
01-02	0.0	0.0	0.0	1.3	19.5	43.3	31.0	4.9	0.0	0.0	0.0	0.0	0.0	0.6
02-03	0.0	0.0	0.0	1.3	20.2	42.2	31.2	5.0	0.0	0.0	0.0	0.0	0.0	0.3
03-04	0.0	0.0	0.0	1.8	19.4	43.5	30.8	4.5	0.0	0.0	0.0	0.0	0.0	0.0
04-05	0.0	0.0	0.0	1.9	20.2	42.3	31.3	4.4	0.0	0.0	0.0	0.0	0.0	0.0
05-06	0.0	0.0	0.0	1.8	19.5	43.5	30.8	4.4	0.0	0.0	0.0	0.0	0.0	0.0
06-07	0.0	0.0	0.0	1.8	20.2	42.7	31.6	3.7	0.0	0.0	0.0	0.0	0.0	0.0
07-08	0.0	0.0	0.0	1.8	21.6	40.8	32.6	3.2	0.0	0.0	0.0	0.0	0.0	0.0
08-09	0.0	0.0	0.0	1.6	20.0	40.6	34.5	3.2	0.0	0.0	0.0	0.0	0.0	0.0
09-10	0.0	0.0	0.0	1.3	15.2	43.9	35.5	4.2	0.0	0.0	0.0	0.0	0.0	0.0
10-11	0.0	0.0	0.0	1.0	12.9	43.9	37.7	4.2	0.3	0.0	0.0	0.0	0.0	0.0
11-12	0.0	0.0	0.0	0.6	9.7	44.4	39.5	5.5	0.3	0.0	0.0	0.0	0.0	0.0
12-13	0.0	0.0	0.0	0.3	8.1	43.5	41.5	6.3	0.3	0.0	0.0	0.0	0.0	0.0
13-14	0.0	0.0	0.0	0.3	6.8	43.1	42.3	7.3	0.3	0.0	0.0	0.0	0.0	0.0
14-15	0.0	0.0	0.0	0.3	8.2	42.9	41.1	7.4	0.0	0.0	0.0	0.0	0.0	0.0
15-16	0.0	0.0	0.0	0.3	10.5	43.7	39.5	6.0	0.0	0.0	0.0	0.0	0.0	0.0
16-17	0.0	0.0	0.0	0.3	12.1	45.5	36.3	5.8	0.0	0.0	0.0	0.0	0.0	0.0
17-18	0.0	0.0	0.0	0.3	13.4	45.4	34.6	6.3	0.0	0.0	0.0	0.0	0.0	0.2
18-19	0.0	0.0	0.0	0.3	13.7	46.1	32.9	6.9	0.0	0.0	0.0	0.0	0.0	0.0
19-20	0.0	0.0	0.0	0.3	14.4	46.6	31.6	7.1	0.0	0.0	0.0	0.0	0.0	0.0
20-21	0.0	0.0	0.0	0.3	16.3	46.6	30.0	6.8	0.0	0.0	0.0	0.0	0.0	0.0
21-22	0.0	0.0	0.0	0.6	17.0	45.7	31.3	5.3	0.0	0.0	0.0	0.0	0.0	0.2
22-23	0.0	0.0	0.0	0.6	17.7	45.0	31.6	5.0	0.0	0.0	0.0	0.0	0.0	0.0
23-00	0.0	0.0	0.0	1.1	17.9	43.9	31.5	5.6	0.0	0.0	0.0	0.0	0.0	0.0

Email: climatologie@airport.etat.lu
Tél: +352 4798-27003

© Copyright MeteoLux. All rights reserved.

Administration de la navigation aérienne
4, route de Trèves
L-2632 Luxembourg

3.2 Maximum air temperature

3.2.1 Maximum air temperature per month

Monthly 3-hour maximum temperature (°C) for 2016 to 2025

Month	Hour (UTC) 00-03	03-06	06-09	09-12	12-15	15-18	18-21	21-24	Day	N/A(%)
January	12	12	12	12	12	12	12	12	12	0.1
February	11	10	12	17	19	19	14	13	19	0.0
March	15	13	16	22	23	23	19	16	23	0.1
April	19	17	22	25	28	26	23	21	28	0.0
May	21	22	25	29	31	31	28	24	31	0.0
June	24	26	29	34	35	34	32	27	35	0.1
July	29	28	33	37	39	39	35	30	39	0.1
August	26	25	31	34	35	35	33	28	35	0.1
September	22	22	26	32	32	32	27	25	32	0.2
October	18	18	18	23	24	24	20	19	24	0.1
November	16	16	17	19	20	18	16	16	20	0.0
December	13	14	14	15	15	14	13	13	15	0.1
Year	29	28	33	37	39	39	35	30	39	0.1

3.2.2 Maximum air temperature per ten-year period

Maximum temperature for period: 39 °C.

3.3 Minimum air temperature

3.3.1 Minimum air temperature per month

Monthly 3-hour minimum temperature (°C) for 2016 to 2025

Month	Hour (UTC) 00-03	03-06	06-09	09-12	12-15	15-18	18-21	21-24	Day	N/A(%)
January	-9	-11	-13	-11	-7	-7	-8	-9	-13	0.1
February	-10	-11	-12	-10	-6	-7	-8	-10	-12	0.0
March	-8	-8	-8	-6	-5	-5	-4	-4	-8	0.1
April	-3	-3	-2	-1	0	-1	-1	-2	-3	0.0
May	1	0	1	3	6	5	1	1	0	0.0
June	5	5	8	10	10	9	6	6	5	0.1
July	8	8	10	12	12	13	12	10	8	0.1
August	6	6	9	13	12	12	10	7	6	0.1
September	4	3	3	7	8	7	5	5	3	0.2
October	1	0	1	0	0	4	3	2	0	0.1
November	-6	-6	-6	-4	-1	-4	-4	-6	-6	0.0
December	-9	-10	-9	-9	-7	-8	-8	-8	-10	0.1
Year	-10	-11	-13	-11	-7	-8	-8	-10	-13	0.1

3.3.2 Minimum air temperature per ten-year period

Miniumum temperature for period:-13 °C.

Email: climatologie@airport.etat.lu
Tél: +352 4798-27003
© Copyright MeteoLux. All rights reserved.
Administration de la navigation aérienne
4, route de Trèves
L-2632 Luxembourg

3.4 Mean air temperature

3.4.1 Mean maximum air temperature per ten-year period

Monthly 3-hour average maximum temperature for 2016 to 2025

Month	Hour (UTC) 00-03	03-06	06-09	09-12	12-15	15-18	18-21	21-24	N/A(%)
January	2.8	1.5	1.5	2.9	3.5	3.1	2.4	2.1	0.1
February	4.0	2.7	3.2	5.4	6.6	6.3	4.6	3.8	0.0
March	6.0	4.3	6.0	8.8	10.1	9.7	7.5	6.1	0.1
April	8.5	6.7	9.9	12.7	13.9	13.5	11.3	8.9	0.0
May	12.1	11.0	14.3	17.0	18.2	17.8	15.7	12.9	0.0
June	16.4	15.6	18.9	21.5	22.7	22.3	20.5	17.2	0.1
July	17.5	16.4	19.8	22.5	23.8	23.4	21.5	18.3	0.1
August	17.7	16.2	19.6	22.5	23.8	23.6	20.9	18.3	0.1
September	14.1	12.6	15.5	18.6	19.8	19.2	16.0	14.4	0.2
October	10.7	9.3	10.7	13.2	14.1	13.5	11.4	10.5	0.1
November	6.1	5.0	5.4	7.1	7.7	6.9	5.9	5.4	0.0
December	4.2	3.0	3.1	4.3	4.8	4.3	3.8	3.5	0.1

3.4.2 Mean minimum air temperature per ten-year period

Monthly 3-hour average minimum temperature (°C) for 2016 to 2025

Month	Hour (UTC) 00-03	03-06	06-09	09-12	12-15	15-18	18-21	21-24	N/A(%)
January	0.2	0.8	0.8	1.5	2.7	2.1	1.6	1.4	0.1
February	1.5	1.9	1.8	3.4	5.4	4.5	3.6	2.8	0.0
March	3.2	3.3	3.6	6.3	8.6	7.8	6.0	4.9	0.1
April	5.5	5.5	6.8	10.2	12.3	11.8	9.0	7.4	0.0
May	9.2	9.4	11.3	14.7	16.5	16.1	13.0	11.3	0.0
June	13.5	13.8	16.0	19.1	20.9	20.7	17.4	15.5	0.1
July	14.5	14.7	16.8	20.0	21.8	21.8	18.5	16.6	0.1
August	14.8	14.9	16.4	19.9	22.2	21.6	18.4	16.7	0.1
September	11.6	11.6	12.5	15.9	18.3	16.5	14.3	13.0	0.2
October	8.1	8.5	8.8	10.9	13.0	11.4	10.3	9.5	0.1
November	3.6	4.3	4.3	5.5	6.8	5.7	5.0	4.6	0.0
December	1.7	2.4	2.4	3.1	4.1	3.4	3.0	2.8	0.1

Email: climatologie@airport.etat.lu
Tél: +352 4798-27003

© Copyright MeteoLux. All rights reserved.

Administration de la navigation aérienne
4, route de Trèves
L-2632 Luxembourg

4 Atmospheric pressure at nautical height (QNH)

4.1 Mean Pressure (QNH)

Monthly 3-hour average QNH (hPa) for 2016 to 2025

Month	Hour (UTC) 00-03	03-06	06-09	09-12	12-15	15-18	18-21	21-24	Day	N/A(%)
January	1017.0	1016.8	1017.1	1017.6	1016.7	1016.9	1017.1	1017.1	1017.0	0.2
February	1017.7	1017.5	1017.9	1018.0	1017.1	1017.0	1017.6	1017.8	1017.6	0.0
March	1014.5	1014.1	1014.7	1014.9	1014.1	1013.8	1014.6	1014.8	1014.4	0.2
April	1015.3	1015.1	1015.8	1015.8	1015.2	1014.8	1015.4	1015.7	1015.4	0.1
May	1016.1	1016.0	1016.6	1016.6	1015.9	1015.5	1016.1	1016.5	1016.2	0.3
June	1016.3	1016.3	1016.8	1016.8	1016.2	1015.7	1016.1	1016.5	1016.3	0.3
July	1016.8	1016.7	1017.2	1017.3	1016.8	1016.3	1016.6	1017.1	1016.9	0.3
August	1016.9	1016.9	1017.4	1017.5	1017.0	1016.5	1017.0	1017.3	1017.1	0.2
September	1017.4	1017.3	1018.0	1018.1	1017.4	1017.1	1017.7	1017.7	1017.6	0.5
October	1016.6	1016.3	1016.9	1017.2	1016.5	1016.4	1016.9	1016.9	1016.7	0.2
November	1014.3	1014.0	1014.5	1014.7	1013.9	1014.1	1014.5	1014.6	1014.3	0.2
December	1016.3	1016.0	1016.4	1016.7	1016.0	1016.2	1016.6	1016.6	1016.3	0.1
Year	1016.3	1016.1	1016.6	1016.8	1016.1	1015.9	1016.4	1016.5	1016.3	0.2

4.2 Minimum Pressure (QNH)

4.2.1 Minimum QNH per month

Monthly 3-hour minimum QNH (hPa) for 2016 to 2025

Month	Hour (UTC) 00-03	03-06	06-09	09-12	12-15	15-18	18-21	21-24	Day	N/A(%)
January	987	987	985	981	977	978	982	986	977	0.2
February	982	984	985	986	982	981	980	980	980	0.0
March	985	985	985	988	988	987	985	985	985	0.2
April	993	993	991	989	990	992	995	998	989	0.1
May	999	997	995	995	998	998	999	999	995	0.3
June	997	998	997	996	996	997	997	997	996	0.3
July	1002	1002	1002	1004	1004	1003	1003	1002	1002	0.3
August	999	999	997	996	994	994	996	998	994	0.2
September	992	992	994	996	995	994	996	996	992	0.5
October	983	979	979	979	981	983	983	982	979	0.2
November	974	974	974	979	977	977	977	975	974	0.2
December	977	974	974	976	977	977	977	977	974	0.1
Year	974	974	974	976	977	977	977	975	974	0.2

4.2.2 Minimum QNH per ten-year period

Minimum QNH for period: 974 hPa.

Email: climatologie@airport.etat.lu
Tél: +352 4798-27003
© Copyright MeteoLux. All rights reserved.
Administration de la navigation aérienne
4, route de Trèves
L-2632 Luxembourg

4.3 Maximum Pressure (QNH)

4.3.1 Maximum QNH per month

Monthly 3-hour maximum QNH (hPa) for 2016 to 2025

Month	Hour (UTC) 00-03	03-06	06-09	09-12	12-15	15-18	18-21	21-24	Day	N/A(%)
January	1044	1044	1045	1046	1045	1044	1043	1044	1046	0.2
February	1039	1038	1038	1039	1038	1039	1040	1040	1040	0.0
March	1038	1038	1039	1039	1039	1038	1039	1039	1039	0.2
April	1034	1035	1036	1035	1034	1033	1034	1034	1036	0.1
May	1035	1036	1036	1036	1035	1034	1035	1035	1036	0.3
June	1027	1027	1028	1028	1028	1027	1027	1027	1028	0.3
July	1030	1031	1032	1031	1031	1030	1030	1030	1032	0.3
August	1030	1029	1030	1030	1028	1028	1030	1030	1030	0.2
September	1037	1037	1038	1038	1038	1036	1037	1037	1038	0.5
October	1034	1034	1035	1035	1035	1035	1035	1035	1035	0.2
November	1036	1037	1038	1038	1037	1035	1035	1036	1038	0.2
December	1044	1043	1044	1044	1043	1043	1044	1044	1044	0.1
Year	1044	1044	1045	1046	1045	1044	1044	1044	1046	0.2

4.3.2 Maximum QNH per ten-year period

Maximum QNH for period: 1046 hPa.

Email: climatologie@airport.etat.lu
Tél: +352 4798-27003

© Copyright MeteoLux. All rights reserved.

Administration de la navigation aérienne
4, route de Trèves
L-2632 Luxembourg

5 Weather phenomena

5.1 Freezing precipitation

Monthly 3-hour occurrences of freezing precipitation

Hour (UTC)	Month													
	Jan	Feb	Mar	Apr	May	Jun	Jul	Aug	Sep	Oct	Nov	Dec	Year	N/A(%)
00-03	—	—	—	—	—	—	—	—	—	—	—	—	—	77.4
03-06	13	2	2	2	0	0	0	0	0	0	4	10	33	5.5
06-09	20	7	2	0	0	0	0	0	0	0	3	10	42	2.0
09-12	14	1	3	0	0	0	0	0	0	0	0	7	25	2.0
12-15	10	2	0	0	0	0	0	0	0	0	1	2	15	2.1
15-18	3	0	0	0	0	0	0	0	0	0	6	4	13	2.2
18-21	5	0	0	0	0	0	0	0	0	0	6	0	11	1.9
21-24	9	0	0	0	0	0	0	0	0	0	5	3	17	9.8
Day	77	12	7	2	0	0	0	0	0	0	25	37	160	12.9

5.2 Snowfall

Monthly 3-hour occurrences of snowfall

Hour (UTC)	Month													
	Jan	Feb	Mar	Apr	May	Jun	Jul	Aug	Sep	Oct	Nov	Dec	Year	N/A(%)
00-03	—	—	—	—	—	—	—	—	—	—	—	—	—	77.4
03-06	109	57	31	7	1	0	0	0	0	0	26	43	274	5.5
06-09	142	64	39	14	4	0	0	0	0	0	26	55	344	2.0
09-12	93	46	28	22	0	0	0	0	0	4	11	64	268	2.0
12-15	75	29	15	19	0	0	0	0	0	3	23	61	225	2.1
15-18	97	19	20	11	0	0	0	0	0	0	26	56	229	2.2
18-21	106	35	17	14	1	0	0	0	0	0	24	43	240	1.9
21-24	118	39	15	11	0	0	0	0	0	0	34	44	261	9.8
Day	774	300	169	99	6	0	0	0	0	7	172	388	1915	12.9

5.3 Hail

Monthly 3-hour occurrences of hail

Hour (UTC)	Month													
	Jan	Feb	Mar	Apr	May	Jun	Jul	Aug	Sep	Oct	Nov	Dec	Year	N/A(%)
00-03	—	—	—	—	—	—	—	—	—	—	—	—	—	77.4
03-06	0	0	0	0	0	0	0	0	0	0	0	0	0	5.5
06-09	0	0	0	0	0	0	0	0	0	0	0	0	0	2.0
09-12	0	0	1	0	0	0	0	0	0	0	0	0	1	2.0
12-15	0	0	0	0	0	0	1	0	0	0	0	0	1	2.1
15-18	0	0	0	0	0	0	0	0	0	0	0	0	0	2.2
18-21	0	0	0	0	0	0	0	0	0	0	0	0	0	1.9
21-24	0	0	0	0	0	0	0	0	0	0	0	0	0	9.8
Day	0	0	1	0	0	0	1	0	0	0	0	0	2	12.9

5.4 Snow pellets

Monthly 3-hour occurrences of snow pellets

Hour (UTC)	Month													
	Jan	Feb	Mar	Apr	May	Jun	Jul	Aug	Sep	Oct	Nov	Dec	Year	N/A(%)
00-03	—	—	—	—	—	—	—	—	—	—	—	—	—	77.4
03-06	0	0	0	0	0	0	0	0	0	0	0	0	0	5.5
06-09	3	0	0	1	0	0	0	0	0	0	1	0	5	2.0
09-12	0	2	2	3	0	0	0	0	0	0	0	0	7	2.0
12-15	0	2	3	4	0	0	0	0	0	0	0	0	9	2.1
15-18	0	0	2	1	1	0	0	0	0	0	1	0	5	2.2
18-21	1	0	1	0	0	0	0	0	0	0	0	0	2	1.9
21-24	0	0	0	0	0	0	0	0	0	0	1	0	1	9.8
Day	4	4	8	9	1	0	0	0	0	0	3	0	29	12.9

Email: climatologie@airport.etat.lu
Tél: +352 4798-27003

© Copyright MeteoLux. All rights reserved.

Administration de la navigation aérienne
4, route de Trèves
L-2632 Luxembourg

5.5 Thunderstorm

Monthly 3-hour occurrences of thunderstorm

Hour (UTC)	Month													
	Jan	Feb	Mar	Apr	May	Jun	Jul	Aug	Sep	Oct	Nov	Dec	Year	N/A(%)
00-03	—	—	—	—	—	—	—	—	—	—	—	—	—	77.4
03-06	0	0	0	1	0	3	4	9	6	0	0	0	23	5.5
06-09	0	0	1	0	1	6	2	11	0	0	0	0	21	2.0
09-12	0	0	0	0	1	14	3	12	1	0	0	0	31	2.0
12-15	0	0	2	1	18	39	14	10	7	0	0	0	91	2.1
15-18	0	1	1	1	14	21	20	17	8	1	0	0	84	2.2
18-21	0	0	1	5	13	27	10	14	2	0	0	0	72	1.9
21-24	0	0	0	2	16	17	14	6	3	0	0	0	58	9.8
Day	0	1	5	10	63	132	69	88	28	1	0	0	397	12.9

5.6 Fog

Monthly 3-hour occurrences of fog

Hour (UTC)	Month													
	Jan	Feb	Mar	Apr	May	Jun	Jul	Aug	Sep	Oct	Nov	Dec	Year	N/A(%)
00-03	—	—	—	—	—	—	—	—	—	—	—	—	—	77.4
03-06	89	57	35	24	26	34	15	24	68	151	206	187	916	5.5
06-09	93	70	50	14	6	9	1	7	66	150	260	196	922	2.0
09-12	93	50	12	0	0	0	0	0	1	32	172	171	531	2.0
12-15	77	28	0	1	0	0	0	0	0	7	80	118	311	2.1
15-18	65	21	4	0	0	0	0	0	0	4	122	115	331	2.2
18-21	68	28	2	2	0	0	0	0	5	18	126	103	352	1.9
21-24	62	26	11	2	0	2	2	2	9	56	158	129	459	9.8
Day	572	293	123	45	37	48	23	35	157	444	1179	1068	4024	12.9

5.7 Shallow and vicinity fog

Monthly 3-hour occurrences of shallow fog

Hour (UTC)	Month													
	Jan	Feb	Mar	Apr	May	Jun	Jul	Aug	Sep	Oct	Nov	Dec	Year	N/A(%)
00-03	—	—	—	—	—	—	—	—	—	—	—	—	—	77.4
03-06	0	0	2	8	7	9	3	16	13	14	3	0	75	5.5
06-09	6	7	1	0	0	0	0	3	5	14	17	7	60	2.0
09-12	0	0	1	0	0	0	0	0	0	0	1	1	3	2.0
12-15	0	0	0	0	0	0	0	0	0	0	1	7	8	2.1
15-18	0	0	0	0	0	0	0	0	0	5	5	0	10	2.2
18-21	2	0	0	0	0	2	0	0	0	2	4	1	11	1.9
21-24	0	1	0	1	0	3	0	0	1	2	8	0	16	9.8
Day	8	9	4	10	7	14	3	19	19	38	42	16	189	12.9

5.8 Freezing fog

Monthly 3-hour occurrences of freezing fog

Hour (UTC)	Month													
	Jan	Feb	Mar	Apr	May	Jun	Jul	Aug	Sep	Oct	Nov	Dec	Year	N/A(%)
00-03	—	—	—	—	—	—	—	—	—	—	—	—	—	77.4
03-06	121	30	6	6	0	0	0	0	0	0	24	90	277	5.5
06-09	140	39	12	1	0	0	0	0	0	0	37	123	352	2.0
09-12	123	23	5	0	0	0	0	0	0	0	4	79	234	2.0
12-15	70	6	0	0	0	0	0	0	0	0	0	49	125	2.1
15-18	71	11	0	0	0	0	0	0	0	0	5	54	141	2.2
18-21	67	11	2	0	0	0	0	0	0	0	10	58	148	1.9
21-24	87	13	0	2	0	0	0	0	0	0	11	59	172	9.8
Day	703	137	26	10	0	0	0	0	0	0	93	536	1505	12.9

Email: climatologie@airport.etat.lu
Tél: +352 4798-27003

© Copyright MeteoLux. All rights reserved.

Administration de la navigation aérienne
4, route de Trèves
L-2632 Luxembourg

5.9 Rain

Monthly 3-hour occurrences of rain

Hour (UTC)	Month													
	Jan	Feb	Mar	Apr	May	Jun	Jul	Aug	Sep	Oct	Nov	Dec	Year	N/A(%)
00-03	—	—	—	—	—	—	—	—	—	—	—	—	—	77.4
03-06	230	154	196	154	162	88	102	108	141	210	190	200	1935	5.5
06-09	214	158	224	166	149	95	126	110	123	220	205	235	2025	2.0
09-12	231	189	210	175	129	121	128	108	111	212	255	242	2111	2.0
12-15	243	200	227	161	159	123	124	89	132	211	241	255	2165	2.1
15-18	282	175	230	160	154	126	107	106	146	190	296	258	2230	2.2
18-21	256	217	180	144	135	126	87	94	134	173	214	252	2012	1.9
21-24	234	197	154	144	122	80	82	84	133	170	180	217	1797	9.8
Day	1756	1332	1467	1129	1033	778	783	726	952	1440	1632	1735	14763	12.9

5.10 Drizzle

Monthly 3-hour occurrences of drizzle

Hour (UTC)	Month													
	Jan	Feb	Mar	Apr	May	Jun	Jul	Aug	Sep	Oct	Nov	Dec	Year	N/A(%)
00-03	—	—	—	—	—	—	—	—	—	—	—	—	—	77.4
03-06	73	78	42	14	8	8	19	15	38	72	60	107	534	5.5
06-09	109	126	50	28	18	10	28	22	34	103	94	156	778	2.0
09-12	96	134	28	20	11	13	25	19	26	73	100	133	678	2.0
12-15	129	134	48	11	7	5	12	13	28	61	78	87	613	2.1
15-18	114	117	61	11	1	0	5	2	18	43	82	121	575	2.2
18-21	117	81	40	6	3	2	5	10	11	54	65	124	518	1.9
21-24	89	56	26	4	2	6	3	13	12	44	55	116	426	9.8
Day	750	745	305	95	52	44	100	96	171	466	543	866	4233	12.9

Email: climatologie@airport.etat.lu
Tél: +352 4798-27003

© Copyright MeteoLux. All rights reserved.

Administration de la navigation aérienne
4, route de Trèves
L-2632 Luxembourg